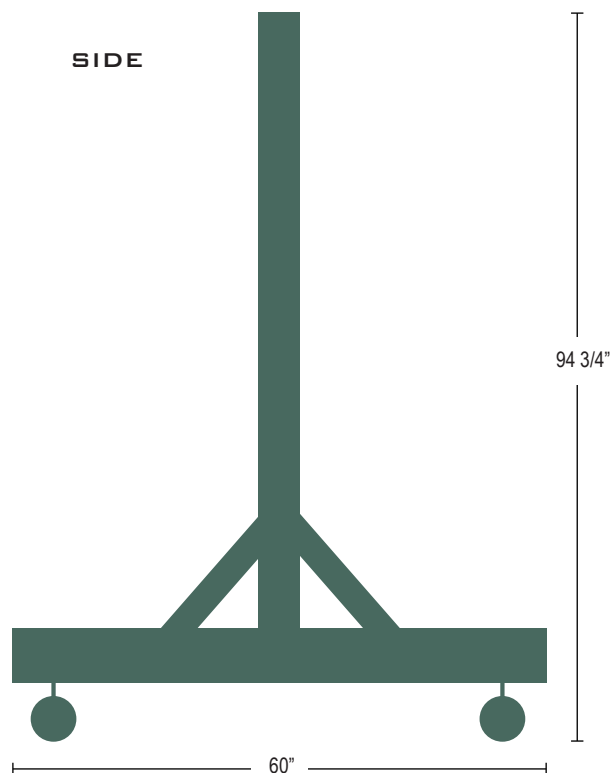
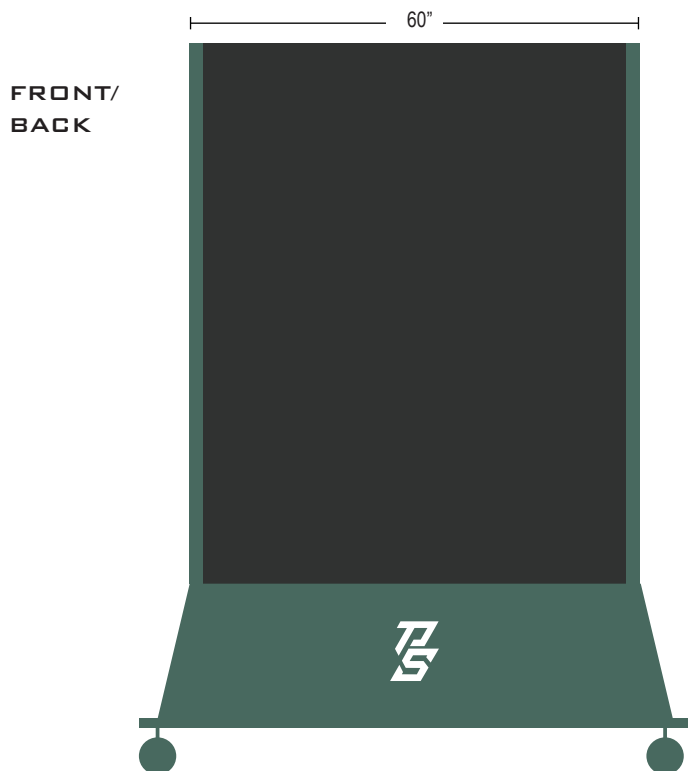




# PORTABLE PLYO WALL SPEC SHEET

## THE ELITE



### PRODUCT FEATURES

- HEAVY DUTY STEEL FRAME FOR HIGH IMPACT ABSORPTION
- DOUBLE SIDED TRAINING TO MAXIMIZE SPACE EFFICIENCY
- CAN BE MADE PORTABLE OR STATIONARY
- FULL CUSTOMIZATION, YOUR COLORS, LOGO AND SIZE
- POWDER COATED FRAME ALLOWS FOR ALL WEATHER DURABILITY

### PRODUCT SPECS

OVERALL HEIGHT	60" WIDE X 94 3/4" HIGH
WEIGHT	450 LBS
FRAME MATERIAL	POWDER COATED STEEL
MOBILITY	HEAVY DUTY 9 3/4" SWIVEL CASTORS W/ BRAKES
RETURN PLATE	STEEL WITH CNC PLASMA CUT LOGO

**\$3,200**  
+ TAX

PLYO STEEL BY AMERICAN IRON WORKS


17 MORRIS STREET  
NEW HAVEN CT 06513

PLYOSTEEL@GMAIL.COM

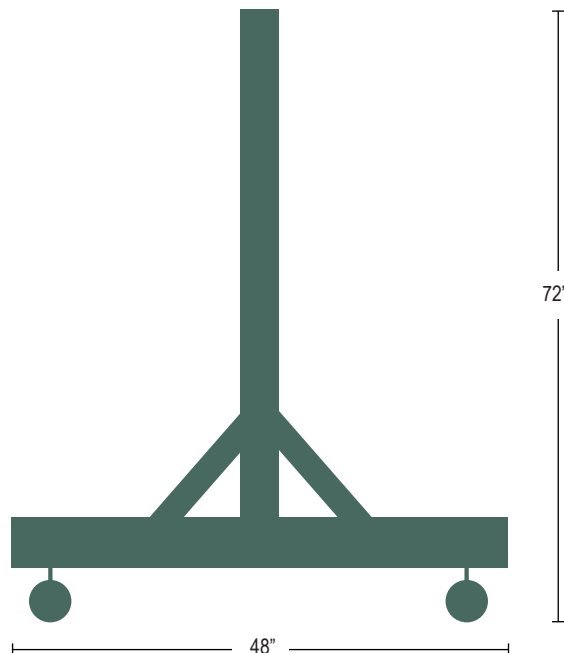


# PORTABLE PLYO WALL SPEC SHEET THE TITAN

FRONT/  
BACK



SIDE



## PRODUCT FEATURES

- HEAVY DUTY STEEL FRAME FOR HIGH IMPACT ABSORPTION
- DOUBLE SIDED TRAINING TO MAXIMIZE SPACE EFFICIENCY
- CAN BE MADE PORTABLE OR STATIONARY
- FULL CUSTOMIZATION, YOUR COLORS, LOGO AND SIZE
- POWDER COATED FRAME ALLOWS FOR ALL WEATHER DURABILITY

## PRODUCT SPECS

OVERALL HEIGHT	51 1/2" WIDE X 72" HIGH
TAREGET SIZE	48" X 48"
WEIGHT	300 LBS
FRAME MATERIAL	POWDER COATED STEEL
MOBILITY	HEAVY DUTY SWIVEL CASTORS W/ BRAKES
RETURN PLATE	STEEL WITH CNC PLASMA CUT LOGO

**\$2,000**  
+ TAX

PLYO STEEL BY AMERICAN IRON WORKS

17 MORRIS STREET  
NEW HAVEN CT 06513

PLYOSTEEL@GMAIL.COM