

NEWS LETTER – APRIL 2022



“Cubby House” Oyster Bay Oval Como Road Oyster Bay NSW 2225
PO Box 128 Oyster Bay NSW 2225.

Phone: - 0417 482 452; Email: - glenn@advancedvoicesystems.com.au

Website: www.oysterbaycubbyhouse.com.au



Executive Committee Contact Details

PATRON	Pat Thorpe	02 9524 2504
PRESIDENT	Phillip Dean	0416 090 289
VICE PRESIDENT	Simon Hardman	0423 934 187
SECRETARY	Glenn Lavender	0417 482 452
TREASURER	Steve Hooper	0401 987 003

THIS ISSUE

President's Report	2
Minutes of Committee Meeting	2-3
Show and Tell – March 2020	4-5
March 2022 Maxi Day Demonstrations	5-6
Food Safe Finishes – Part 3	7
For Sale	8
Event Calendar 2022	9

APRIL BIRTHDAYS

Simon Hardman
Daniel Harsas
Keith Jones
Ann Moss
Pat Thorpe
Robert VavVeen

PRESIDENTS REPORT



I hope everyone is well and coping with all the wet weather over the past few weeks.

Upcoming events:

- This week starting 11/4/2022 will be our first toy week for the year. It would be greatly appreciated if as many members as possible could give up some time to help make toy components, painting or sanding etc. Every little bit helps.

The club will be open this Saturday 16/4/2022 (Easter Saturday). While it is the April Maxi Day only a few members indicated they would attend. In lieu of the normal catering (our usual staff won't be present), a sausage sizzle will be available. The cost will be the same at \$8.

I would like to take the opportunity to wish all members, their families and friends an enjoyable Easter break.

Until next time continue to enjoy your woodturning and/or woodworking.

Phil Dean
President

Minutes Committee Meeting

11th April 2022

Minutes Committee Meeting 11th April 2022: Meeting start 9.30am

Present:

Executive team: Simon Hardman, Phillip Dean, Glenn Lavender

Committee Members: Keith Jones, Thomas Hill, Keith Allen, Keith Moses, John Moss, Alan Pentecost, Chris McLennan, Alan Brooker

Apologies: Frank Williams, Pat Thorpe, Stephen Hooper, Kenneth McEwen, Barry Belford, Val Lipping

Minutes: Propose that the minutes of previous meeting held as taken as read:

Moved by Keith Moses Second by: Tom Hill

Correspondence in:

Shire Woodworking newsletter has been received, this will be posted for general reading on notice board.

Correspondence out:

Local projects made by cubby house members from enquiries: Keith Jones made a box for Oyster Bay resident in which all labour and timber donated which raised \$100 for the club, Glenn Lavender, Leanne Hardman, Simon Hardman (who also donated the timber) & Keith Jones all contributed to a sign which was sold for \$80.00, all proceeds back to the club.

Treasury report:

March income \$653.00

Expenses \$185.25

Noted: With Steve off additional open day revenue and sold projects will be captured in income next month.

Bunnings BBQ: We are reaching out to new contact so we can look at 2022 schedule dates.

Membership payments: Any Members can also pay via electronic fund transfer, EFTPOS or cash on any of our open days.

Cubby House Turners and Woodies inc.

Bank: CBA

BSB: 062186

Account: 10166587

General Business:

Toy week has commenced (Monday 11/04 – Thursday 14/04) so if anyone can help out would be appreciated.

John Moss: Training programs in progress with new members in various stages and going well

Simon requested the duct system to be audited and serviced, we have cleaned the unit several times however we are of the belief that it is not working as it did originally.

New member and general enquiries are still increasing and all coming via Web site.

Sandpaper has been received for members to purchase, please see president Phil or John Moss for sales

Pen kits available to purchase by members is now completed, this is being managed by John Moss (training) Phil Dean (sales).

Cubby house new PC is up and running, big thank you to Simon who managed the project to completion.

At this point we will not be progressing a NBN connection in lieu of members using personal phone to “hot spot” internet connection when required. Access to pc will be managed by Simon.

Cubby house constitution changes is being managed by president Phil with a motion that they be presented at June Maxi Day.

Welfare best wishes go to Steve, Pat, Barry, Andrew (Robbie’s dad) hope to see you all fighting fit soon.

We are also in the process of a well overdue office clean up, if you have anything in the office can you please speak to Simon / Phil or John before it is relocated, recycled or trashed.

A huge congratulations to cubby house turning guru’s with masterful crafted pieces presented in various categories at this year’s Royal Easter Show: Keith Jones 2nd, Merv Larson 3rd, George Blundell 5th & Malcom Stewart 1st place.

Remember Maxi Day will remain as normal this Easter Saturday, chef Jones will be presenting gourmet sausage sandwiches with Keith Moses self-appointed bottle washing duties.

Phil Dean: called meeting closed 10.40am

March 2022 show and Tell


BEST DISPLAYED ITEMS



John Moss
Best Displayed Turned Item



Keith Jones
Best Displayed Joinery Item



David Brackenbury



Pens by David Brackenbury



John Jansons



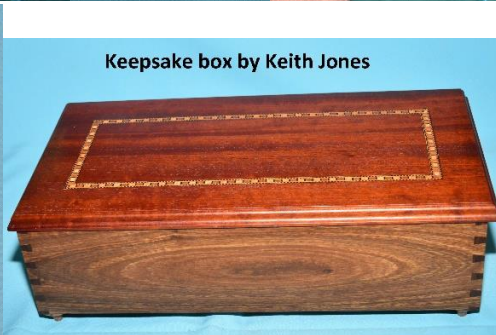
Pens by John Jansons




Keith Jones



Bullet pen by Keith Jones



Keepsake box by Keith Jones




Pierced bowl by Keith Jones



John Moss



Celtis knot pens by John Moss



Silky Oak yarn bowl by John Moss

Graeme Stokes



Pens by Graeme Stokes



Pens by Graeme Stokes

Keith Moses




Pen by Keith Moses

Mallee bowl by Keith Moses




Mallee spinning top by Keith Moses



Mallee coaster by Keith Moses



David Johnson



Norfolk Pine plant pot by David Johnson



March 2022 Maxi Day Demonstrations



Keith Moses turning a spinning top.



John Moss turning slimline pens.



George Blundell turning a bowl.



Allen Brooker demonstrating pen turning techniques to John Moss (left) and Jeff Tucker (right).



Members watching the demonstrations

Tuesday Night Turner

Amanda Worthington turning a vase.



Food Safe Finish's - part 3

Thanks to Ken McEwen

In the previous part the use of various oils were discussed weather its tung oil or one of the many products containing similar oils it has to be remembered that they harden in the presence of oxygen.

This means that a partly empty container with air space will eventually cause the contents to harden. To avoid this glass marbles can be added to bring the contents to the top excluding the air, or decant into smaller air tight containers. If buying Tung oil be sure to check that on the label it states "pure tung oil" Bunnings sell a product which features the words "TUNG OIL" BY Feast Watson but has a solvent which reduces the food safe aspect.



Orange Oil

Orange is as the name suggests is oil extracted from citrus fruits. It is an excellent antibacterial so good for cleaning food preparation services and can be used to dilute tung oil.

It is acidic can cause skin damage so is best used with gloves.

It is available from Bunnings and elsewhere. I little expensive but only needed in small quantities.



Carnauba wax.

Produced as flakes on the leaves of a South American Palm tree. Very hard and food safe. Is not soluble with almost all solvents and is indigestible in the human body and passes out.

As it is used in many foods, polishes and cosmetics we are constantly in contact with it has a high melting point over 80°.

Can be mixed with bees wax to make a softer polish with a lower melting point.

Searching for a way to apply it to various surfaces it was suggested to melt some and spread it over the object e.g. a wooden board.

I found that this had the habit of setting as soon as hitting the surface.

I then used a heat gun to keep it melted and spread it with a rag it worked well. This treatment if done carefully can add a protective coating to a previous finish. I had a goblet I made but as it had some hairline cracks one running from the bottom of the inside of the bowl to the base it wasn't suitable to hold liquid.

I decided to try coating inside the bowl to seal it. The leakage was reduced the leakage significantly but not completely so I decided to place some wax in the bowl and use a microwave to melt it and as the whole goblet would be heated the wax might work down into the crack and seal it. This worked but I still have a very slight weep. I will follow up and try to seal it completely.

I feel that carnauba wax has a lot of potential uses for someone who will experiment and/or research the net.



Ken McEwen



Members can now buy five times each with a 10% discount as standard each time (just order online and add the promo code [redacted] at checkout for the 10% discount to be applied automatically - if that is too hard, contact Justin directly). Of course, you will also get free postage on any orders over \$100.

Justin Williams

E: info@williamspensandturningsupplies.com

W: www.williamspensandturningsupplies.com

M: 0473 873 521



FOR SALE (at the Cubbyhouse)

New Bandsaw Blades

New Bandsaw Blades are available to members at half commercial price. Blade sizes are;

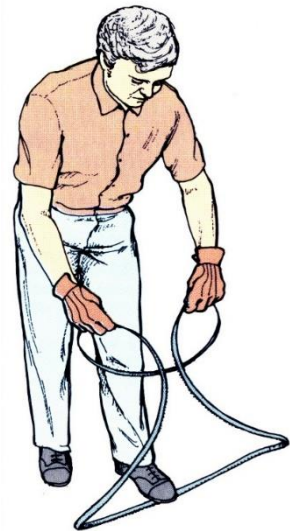
- 1/4" 6TPI Skip Tooth
- 3/8" 6TPI Skip Tooth
- 1/2" 18TPI Fine Tooth

They are quality blades made by L. S. Starrett Company Jedburgh Scotland. The 1/2" blades have a very fine tooth, excellent for straight cutting of thin woods such as celtic knots giving a fine finish.

Information required is the length of the blade for your bandsaw OR a broken sample blade.

If you are interested in obtaining a new bandsaw blade please see;

Alan Pentecost, or
Merv Larsson.



Pen Parts

Slimline Pen Kit Chrome	\$4.00
Slimline Pen Kit Gold	\$4.00
Pen Bushings For Slimline Pen	\$5.00

Sand Paper

Colour Coded Grit Sandpaper 100mm wide \$7.00 per/m
180, 240, 320 and 400 Grit

If you are interested in obtaining pen parts or sand paper please see;

Phil Dead, or
John Moss

EVENT CALENDAR 2022

Note: - The following information may be subject to change in date or content,
if in doubt contact a committee member.

April 2022

Sat	2 nd	Mini Day
Tue	5 th	Mini Night 1700 to 2100 hrs
Wed	6 th	Mini Day
Mon	11 th	Committee Meeting 0930 hrs
Tue	12 th	Mini Night 1700 to 2100 hrs
Wed	13 th	Mini Day
Sat	16 th	Maxi Day – Host Michelle Brown Theme: -----
Tue	19 th	Mini Night 1700 to 2100 hrs
Wed	20 th	Mini Day
Tue	26 th	Mini Night 1700 to 2100 hrs
Wed	27 th	Mini Day

May 2022

Tue	3 rd	Mini Night 1700 to 2100 hrs
Wed	4 th	Mini Day
Sat	7 th	Mini Day
Tue	10 th	Mini Night 1700 to 2100 hrs
Wed	11 th	Mini Day
Mon	16 th	Committee Meeting 0930 hrs
Tue	17 th	Mini Night 1700 to 2100 hrs
Wed	18 th	Mini Day
Sat	21 st	Maxi Day – Host Keith Moses Theme: Arbortech
Tue	24 th	Mini Night 1700 to 2100 hrs
Wed	25 th	Mini Day
Tue	31 st	Mini Night 1700 to 2100 hrs

June 2022

Wed	1 st	Mini Day
Sat	4 th	Mini Day
Tue	7 th	Mini Night 1700 to 2100 hrs
Wed	8 th	Mini Day
Mon	13 th	Committee Meeting 0930 hrs
Tue	14 th	Mini Night 1700 to 2100 hrs
Wed	15 th	Mini Day
Sat	18 th	Maxi Day – Host Alan Pentecost Theme: Open Demonstrations
Tue	21 st	Mini Night 1700 to 2100 hrs
Wed	22 nd	Mini Day
Tue	28 th	Mini Night 1700 to 2100 hrs
Wed	29 th	Mini Day

July 2022

Sat	2 nd	Mini Day
Tue	5 th	Mini Night 1700 to 2100 hrs
Wed	6 th	Mini Day
Mon	11 th	Committee Meeting 0930 hrs
Tue	12 th	Mini Night 1700 to 2100 hrs
Wed	13 th	Mini Day
Sat	16 th	Maxi Day – Host George Blundell Theme: Pedestal Bowls
Tue	19 th	Mini Night 1700 to 2100 hrs
Wed	20 th	Mini Day
Tue	26 th	Mini Night 1700 to 2100 hrs
Wed	27 th	Mini Day

August 2022

Tue	2 nd	Mini Night 1700 to 2100 hrs
Wed	3 rd	Mini Day
Sat	6 th	Mini Day
Tue	9 th	Mini Night 1700 to 2100 hrs
Wed	10 th	Mini Day
Mon	15 th	Committee Meeting 0930 hrs
Tue	16 th	Mini Night 1700 to 2100 hrs
Wed	17 th	Mini Day
Sat	20 th	Maxi Day – Host Paul Higgins Theme: Custom/ Special Tools
Tue	23 rd	Mini Night 1700 to 2100 hrs
Wed	24 th	Mini Day
Tue	30 th	Mini Night 1700 to 2100 hrs
Wed	31 st	Mini Day

September 2022

Sat	3 rd	Mini Day
Tue	6 th	Mini Night 1700 to 2100 hrs
Wed	7 th	Mini Day
Mon	12 th	Committee Meeting 0930 hrs
Tue	13 th	Mini Night 1700 to 2100 hrs
Wed	14 th	Mini Day
Sat	17 th	Maxi Day – Host John Jansons Theme: Lemon Squeezer
Tue	20 th	Mini Night 1700 to 2100 hrs
Wed	21 st	Mini Day
Tue	27 th	Mini Night 1700 to 2100 hrs
Wed	28 th	Mini Day