

# NEWS LETTER – DECEMBER 2021



“Cubby House” Oyster Bay Oval Como Road Oyster Bay NSW 2225  
PO Box 128 Oyster Bay NSW 2225.

Phone: - 0417 482 452; Email: - [glenn@advancedvoicesystems.com.au](mailto:glenn@advancedvoicesystems.com.au)

Website: [www.oysterbaycubbyhouse.com.au](http://www.oysterbaycubbyhouse.com.au)



## Executive Committee Contact Details

<b>PATRON</b>	Pat Thorpe	02 9524 2504
<b>PRESIDENT</b>	Phillip Dean	0416 090 289
<b>VICE PRESIDENT</b>	Simon Hardman	0409 514 297
<b>SECRETARY</b>	Glenn Lavender	0417 482 452
<b>TREASURER</b>	Steve Hooper	0401 987 003

## ***THIS ISSUE***

President's Report	2
Minutes of Committee Meeting	2
OBE and OBN	3
Elected Committee 2021/22	4
Show and Tell November	5
Donated Lathe by the Williams Family	6
New Cubby House Signage	7
Book Review by Trevor Simpson	8
A Christmas Ornament with a Twist	9
Event Calendar 2021 - 22	10

## ***DECEMBER BIRTHDAYS***

Phillip Dean  
Peter Martin  
Chris McLennan  
Keith Moses

## ***It's Christmas***

***To all our members, their families and friends, have a great Christmas and a prosperous New Year.***



## **PRESIDENTS REPORT**



As this is my first report as President, I would like to congratulate your new committee members on their election to office. I believe it to be a committee that will lead to club into the future.

I wish to thank Keith Jones for his leadership over the past 6 years and hope I will receive the level of support from the members as Keith received.

The following were recently held:

- Bunnings Market Stall (9/12) – We sold \$253 worth of items which was a reasonable result given that the stall operated outside for 2 hours and it rained for half of that time
- Bunnings BBQ (11/12) – We sold around 600 sausages on the day and the weather was good. Final results will be tabled at the December Committee Meeting

Thank you to all those who assisted at those events.

Most of the charities have now collected their toys for distribution before Christmas. Unfortunately, due to Covid restrictions we were unable to have a more formal handing over of the toys.

Next Saturday, 18<sup>th</sup> December will be our last Maxi Day for the year and will also be our Christmas party. The host is Keith Jones and the theme will be open. It would be great to see as many members as possible attend this event.

2021 monthly Maxi Day winners please bring in your winning items to the January Maxi Day (15<sup>th</sup> January 2022) to be judged by the members. Host for this Maxi Day 15<sup>th</sup> January 2022 will be Phil Dean (Bandsaw Phil).

Also, we need to think about the themes for the maxi days during 2022 so please give us your ideas.

I would like to take this opportunity to wish you and your families a Merry Christmas and a happy and healthy New Year.

Phil Dean - President

### ***Minutes Committee Meeting 13<sup>th</sup> December 2021***

Meeting opened 9.34am by President Phil Dean

**Present:** Keith Jones, Thomas Hill, Keith Moses, Keith Allen, Graham Stokes, Val Lipping, Steve Hooper, John Moss, Alan Pentecost, Phil Dean, Michael Bryant, Ken McEwen,

**Apologies:** Simon Hardman, Glenn Lavender

**Minutes:** Propose that the minutes of previous meeting held as taken as read: Moved by Tom Hill, Second by: Michael Bryant

**Correspondence in: Nil**

**Correspondence Out: Nil**

**Treasurer's report:**

November income \$3972.11 – Includes \$1919.00 Bunnings BBQ in October, \$650.00 memberships, \$85.00 donations from Bunnings BBQ.

Expenses \$4904.77 – Includes \$2042.92 for new T shirts. Loss for month of \$932.66

Accepted by Keith Moses, Second by: Tom Hill

**General Business:**

**Steve Hooper:** Cook Classic raffle ticket sales - \$760.00, one of our members sold 3<sup>rd</sup> prize!

**John Moss:** Printing costs by Officeworks has risen to 15c per page. As the majority of our members receive the newsletter via email, a reduced quantity of newsletters will be printed.

Training on Tuesday nights has commenced for 2 new members.

**Tom Hill:** Tom not available on Maxi Day, Keith Jones to fill in for Tom. An updated membership list is required at the front desk.

**General Business:** Phil has a checklist for new members for training on machinery safety and operations, will pass on to Simon Hardman. Problems with our colour printer, Phil and Steve to investigate repairs or replacement.

**Water usage** – Traditionally, our water bill is around \$10 per quarter with usage up to 5 Klitres per quarter. Latest bill was \$1781.46 for 71 days with a usage over 530,000 Klitres. This is obviously incorrect, Council has been informed and sent a plumber to inspect the Cubby House with nothing untoward found. Phil Dean to follow up with Council & Water Board. There was a leak at the meter in October which was promptly repaired by the Water Board, but could not have impacted our usage as claimed. Council has repaired kitchen sink drain as arranged by Tom Hill.

**Signage** – Large sign installed at front boundary of our premises onto existing pipe frame, additional sign affixed to side of building. Simon and helpers worked hard to have this up for the AGM. Temporary bracing to be replaced with steel pipe, Keith Jones to organise in new year.

**Bunnings market stall:** Thursday evening 9<sup>th</sup> December, raised \$253 from toy sales, no publicity by Bunnings, rain affected event.

**Bunnings BBQ:** Saturday 11<sup>th</sup> December, 610 sausages & 150 drinks sold, good weather, helpers ranged in age from 16 yrs (Robert, new member) and 91 yrs (young Jeff). Many thanks to Robert's Dad Andrew for helping out and to David Ross on his first Bunnings BBQ.

**Pen kits and abrasive paper** – Recommendation that we purchase 5 grades of cloth backed abrasive paper and a couple of styles of pen kits for sale to members. Motion by Keith Jones, seconded Keith Moses to proceed with purchase of these items, to be kept securely and sold to members by the metre or kit. Alan to organise abrasive paper, Tom to organise pen kits.

**Birthdays** – Warren Olsen, Tom Hill and Val Lipping to receive OBE / OBN for recent significant birthdays.

**Annual awards** - 2021 monthly Maxi Day winners to bring in their work in to January Maxi Day so that judging by the members. Host for the January 2022 Maxi Day will be Phil Dean

**Christmas/New Year break** – Closed Tuesday night 28<sup>th</sup> Dec, open Wednesday Mini Day 29<sup>th</sup> Dec, closed Saturday Mini Day 1<sup>st</sup> January and Tuesday night 4<sup>th</sup> January.

**December maxi day and Christmas party** - \$10.00 lunch, 3 fruit cakes as lucky door prizes, Keith Jones organising food etc.

Host for the January 2022 Maxi Day will be Phil Dean

Phil Dean: Called meeting closed 10.40am

## ***Cubby House Members To Receive Their OBE/OBN***



Warren Olson OBE



Thomas Hill OBE



Keith Allan OBE



Val Lipping OBN

**Cubby House Turners and Woodies Committee For 2021-2022  
Elected at the November 2021 A.G.M.**

**EXECUTIVE COMMITTEE**

**PATRON**  
Paddi Thorpe  
02 9524 2504



**PRESIDENT**  
Phillip Dean  
0416 090 289




**VICE PRESIDENT**  
Simon Hardman  
0409 514 297



**SECRETARY**  
Glenn Lavender  
0417482452



**TREASURER**  
Steve Hooper  
0401 987 003



**OFFICE BEARERS**

***Assistant Treasurer:***

Keith Jones

***Public Officer:***

Ken McEwen

***Council Liaison Officer:***

Tom Hill

***Cubby House news editor:***

John Moss

***Cubby House news assistant editor:***

Ken McEwen

***Cubby House news photographer:***

Alan Pentecost

***Publicity Officer:***

Simon Hardman

***Historian:***

John Field

***Raffle & Reception Co-Ordinator:***

Tom Hill

***Librarian:***

Trevor Simpson

***Assistant Librarian:***

Michael Bryant

***Uniform sales:***

Keith Jones

***Welfare officer:***

Keith Moses

***Head of Training:***

John Moss

***Assistant trainers:***

Merv Larson and Bill Black

***Equipment maintainer:***

Alan Pentecost

***Building maintainer:***

Tom Hill

***Head Safety Officer:***

Simon Hardman

***Assistant Safety Officer:***

Shai Thaler

***Head of Catering:***

Chris McLennan

***Assistant catering:***

Ann Moss, Meg O'Shannessy, Barry Belford and Michael Bryant



**NOVEMBER 2021 show and Tell**  
**BEST DISPLAYED ITEMS**




Geoff Tong  
 Best Displayed Turned Item




Keith Jones  
 Best Displayed Joinery Item

**OPEN SECTION**



Teak & Camphor Laurel spinning wheel  
 by David Brackenbury




Nest of burl bowls  
 by Merv Larsson



Tea light holder  
 by Phil Dean



Tea light holder  
 by Phil Dean



Camphor bowl  
 by Phil Dean




Semi trailer by Keith Jones



Twisted container  
 by Geoff Tong



**OPEN SECTION**



George Blundell



Jacaranda pierced bowl  
by George Blundell



Ken McEwen

**LATHE DONATED TO THE CUBBY HOUSE BY MAURIE WILLIAMS FAMILY**



Yvonne Williams & daughter



Maurie Williams Lathe



Yvonne Williams & family with Ron Mathews



Burl bowls by Keith Moses for Maurie Williams family.



# NEW CUBBY HOUSE SIGNAGE





## **WOODTURNING TIPS & TECHNIQUES** by Carol Rix

For this month's book review, I decided to look at a book which may be of help to those starting out in woodturning and looking for suggestions and answers to the many questions that arise when learning.

The author, living in Queensland, has been turning professionally for many years and decided to write this book, despite being advised against it by local publishers, after her son embarked on a new career in internet marketing. Her son posted up a one-page site asking people for their questions from which she received over 80 responses ranging from sharpening, tool control, finishes, and acquiring & drying wood, the questions of which has helped her in forming the context of this book.

In her introduction, Carol explains, 'the earliest chapters in the book are written for those people who are getting started and need to know about the machinery, the tools to buy, and how to set up a workshop. Chapters 5 to 10 cover techniques for sharpening and using the tools; collecting, seasoning, and sorting the wood; and using the finishes. The later chapters are written for those people who have been turning for a while and wish to take it further.' I feel it is a book that a new woodturner could grow with, starting with the basics and evolving through advanced techniques which incorporate her own innovative approach which should appeal to our lady turners.

Following from the above introduction I extracted from her book, Carol covers an extremely wide range of topics from setting up, to basic tools, to advanced work. All along are beautiful pieces to inspire and a gallery of ideas under 'planning and designing a piece.' There are also practice projects for end grain and face grain work, with detailed action shots so you can view the sequence of cuts in the author's procedures. She outlines the uses of each tool, with cautions and tips to avoid trouble. She discusses grain direction and lathe speeds, reverse chucking, jam chucking, sanding and finishing. She has a chapter on sharpening and one on using shop-built jigs. There is a nice glossary of terms with thumbnail photos to illustrate different items.

She also shows examples of decorated surfaces, carving, piercing and burning. One chapter goes 'beyond the circle' with nested work, off-centre turning, natural edged work and cut shapes.

Carol shows her own work and draws from the work of others such as Neil Scobie, Andrew Potocnik, John Hanrahan, etc. to create a book rich with ideas, tips, and a lifetime of woodturning knowledge.

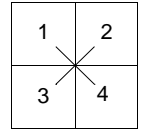
I would thoroughly recommend this book to have in your library. It can be found on our library shelves as **Book No. 12.01.03.**

Good reading – Trevor Simpson

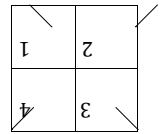


# A CHRISTMAS ORNAMENT WITH A TWIST

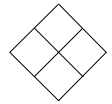
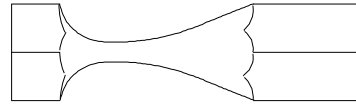
1. Prepare 4 segments per ornament (approx. 7/8" x 7/8" x 7 1/4") suitable for glue joints. Segments must be square and flat. Arrange for best match and mark ends.



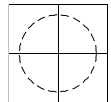
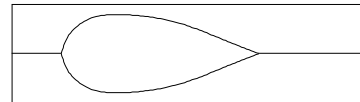
2. Rotate each segment 180° about long axis (inside-out). Assemble with double sided tape; bind both ends tightly with strapping tape. Mark ends of cavity.



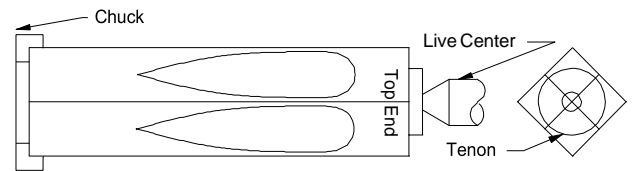
3. Turn between centres to match cavity template. Sand turned surface and apply finish. Note: Cavity template must be used in the plane of a diagonal section of the ornament blank.



4. Disassemble inside-out blank. Reassemble in Original configuration. Glue segments to form square blank with elongated cavity.

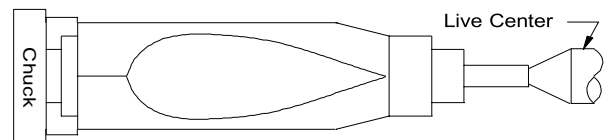


5. Remount in lathe and turn tenon at end of ornament blank to suit chuck. Be sure tenon is centred accurately. Suggested method: Grip lower end with 4-jaw chuck, support upper end with live centre (point removed) in tailstock. Adjust centring at upper (tailstock) end.

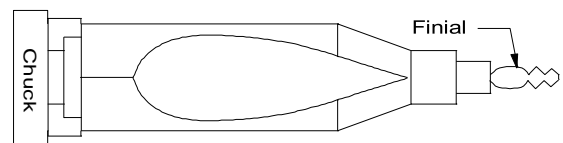


6. Reverse ornament blank in lathe, grip tenon in 4-jaw chuck, support the lower end with the live centre (point removed). Adjust for accurate centring at the tailstock end.

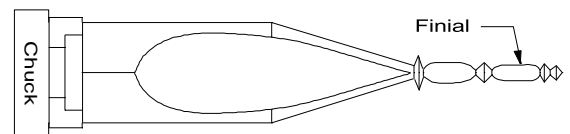
7. Turn the lower end round and reduce the diameter to approximately 1/2" in steps, keeping track of the lower end of the cavity and main- training support with the live centre.



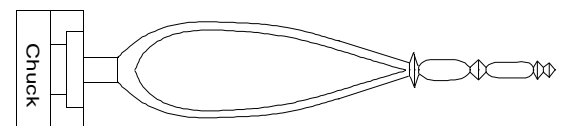
8. Move tailstock away. Turn bottom finial in steps, and partially turn lower end of body. Maintain sufficient cross-section to support turning forces. Sand and finish finial progressively.



9. Turn bottom portion of body and develop body to finial transition.



10. Form upper portion of ornament leaving approx. 1/2" tenon connection to chuck. Sand and finish body.



11. Complete top end of ornament and cut off. Finish cut off spot by hand. Drill 1/16" diameter hole at top centre for hanger attachment.

## EVENT CALENDAR 2021-22

Note: - The following information may be subject to change in date or content,  
if in doubt contact a committee member.

### December 2021

Wed 1<sup>st</sup> Mini Day  
 Sat 4<sup>th</sup> Mini Day  
 Tue 7<sup>th</sup> Mini Night 1700 to 2100 hrs  
 Wed 8<sup>th</sup> Mini Day  
 Mon 13<sup>th</sup> Committee Meeting 0930 hrs  
 Tue 14<sup>th</sup> Mini Night 1700 to 2100 hrs  
 Wed 15<sup>th</sup> Mini Day  
 Sat 18<sup>th</sup> Maxi Day – Host Keith Jones  
 Christmas Party  
 Tue 21<sup>st</sup> Mini Night 1700 to 2100 hrs  
 Wed 22<sup>nd</sup> Mini Day  
 Wed 29<sup>th</sup> Mini Day

### January 2022

Wed 5<sup>th</sup> Mini Day  
 Mon 10<sup>th</sup> Committee Meeting 0930 hrs  
 Tue 11<sup>th</sup> Mini Night 1700 to 2100 hrs  
 Wed 12<sup>th</sup> Mini Day  
 Sat 15<sup>th</sup> Maxi Day – Host Phil Dean  
 Theme: Open  
 Tue 18<sup>th</sup> Mini Night 1700 to 2100 hrs  
 Wed 19<sup>th</sup> Mini Day  
 Tue 25<sup>th</sup> Mini Night 1700 to 2100 hrs  
 Wed 26<sup>th</sup> Mini Day

### February 2022

Tue 1<sup>st</sup> Mini Night 1700 to 2100 hrs  
 Wed 2<sup>nd</sup> Mini Day  
 Sat 5<sup>th</sup> Mini Day  
 Tue 8<sup>th</sup> Mini Night 1700 to 2100 hrs  
 Wed 9<sup>th</sup> Mini Day  
 Mon 14<sup>th</sup> Committee Meeting 0930 hrs  
 Tue 15<sup>th</sup> Mini Night 1700 to 2100 hrs  
 Wed 16<sup>th</sup> Mini Day  
 Sat 19<sup>th</sup> Maxi Day – Host -----  
 Theme:-----  
 Tue 22<sup>nd</sup> Mini Night 1700 to 2100 hrs  
 Wed 23<sup>rd</sup> Mini Day

### March 2022

TUE 1<sup>ST</sup> Mini Night 1700 to 2100 hrs  
 Wed 2<sup>nd</sup> Mini Day  
 Sat 5<sup>th</sup> Mini Day  
 Tue 8<sup>th</sup> Mini Night 1700 to 2100 hrs  
 Wed 9<sup>th</sup> Mini Day  
 Mon 14<sup>th</sup> Committee Meeting 0930 hrs  
 Tue 15<sup>th</sup> Mini Night 1700 to 2100 hrs  
 Wed 16<sup>th</sup> Mini Day  
 Sat 19<sup>th</sup> Maxi Day – Host -----  
 Theme: -----  
 Tue 22<sup>nd</sup> Mini Night 1700 to 2100 hrs  
 Wed 23<sup>rd</sup> Mini Day  
 Tue 29<sup>th</sup> Mini Night 1700 to 2100 hrs  
 Wed 30<sup>th</sup> Mini Day

### April 2022

Sat 2<sup>nd</sup> Mini Day  
 Tue 5<sup>th</sup> Mini Night 1700 to 2100 hrs  
 Wed 6<sup>th</sup> Mini Day  
 Mon 11<sup>th</sup> Committee Meeting 0930 hrs  
 Tue 12<sup>th</sup> Mini Night 1700 to 2100 hrs  
 Wed 13<sup>th</sup> Mini Day  
 Sat 16<sup>TH</sup> Maxi Day – Host -----  
 Theme: -----  
 Tue 19<sup>th</sup> Mini Night 1700 to 2100 hrs  
 Wed 20<sup>th</sup> Mini Day  
 Tue 26<sup>th</sup> Mini Night 1700 to 2100 hrs  
 Wed 27<sup>th</sup> Mini Day

### May 2022

Tue 3<sup>rd</sup> Mini Night 1700 to 2100 hrs  
 Wed 4<sup>th</sup> Mini Day  
 Sat 7<sup>th</sup> Mini Day  
 Tue 10<sup>th</sup> Mini Night 1700 to 2100 hrs  
 Wed 11<sup>th</sup> Mini Day  
 Mon 16<sup>th</sup> Committee Meeting 0930 hrs  
 Tue 17<sup>th</sup> Mini Night 1700 to 2100 hrs  
 Wed 18<sup>th</sup> Mini Day  
 Sat 21<sup>st</sup> Maxi Day – Host -----  
 Theme: -----  
 Tue 24<sup>th</sup> Mini Night 1700 to 2100 hrs  
 Wed 25<sup>th</sup> Mini Day  
 Tue 31<sup>st</sup> Mini Night 1700 to 2100 hrs