

# **The Process of Assembling The Seat**

- 1. Assembling Armrests**
- 2. Assembling Suspension and Seat Back**
- 3. Assembling Shield Cover (Right Hand Side)**
- 4. Assembling Shield Cover (Left Hand Side)**
- 5. Assembling Recliner Knob**
- 6. Assembling Cushion**

**EWON COMFORTECH CO., LTD**


## ◆ Back & Armrests

No	Part Number	Part Name	Q'TY	Remark
1	K95530-11000	BACK ASSY-DR'S	1ea	
2	K95150-16000	A/REST ASSY-RH	1ea	
3	K95150-16500	A/REST ASSY-LH	1ea	
4	H11799-08253	BOLT-HEXAGON SOCKET HEAD	4ea	M8 x 1.25p x 25mm
5	H13602-08003	SPRG WASHER	4ea	



## ◆ Back + Suspension (1st Assembly Process)

No	Part Number	Part Name	Q'TY	Remark
1		BACK & Arm Rest	1ea	
2	K95140-13500	SUSP' Unit ASSY- 400 OPT	1ea	
3	K41410-69001	BUSH-HINGE	1ea	
4	H11253-06203	BOLT-SEM'S	1ea	M6 x 1.0p x 20mm Bolt
5	H11294-10253	BOLT-SEM'S	2ea	M10 x 1.25p x 25mm Bolt



# ◆ Back & Susp' + RH Shield Cover (2nd Assembly Process)

2008. 07. 21

No	Part Number	Part Name	Q'TY	Remark
1		BACK & Susp'	1ea	
2	K95150-29102	SHIELD COVER - RH	1ea	
3	H12447-05143	T/SCREW	4ea	M5 Tapping Screw

2



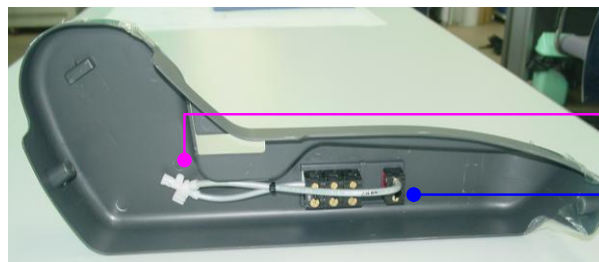
3



4 Places  
- M5 Tapping Screw

◆ Back & Susp' & RH S/Cover + LH S/Cover (3rd Assembly Process)

No	Part Number	Part Name	Q'TY	Remark
1		BACK & Susp' & RH S/Cover	1ea	
2	K95150-29198	S/COVER ASSY- 400 STD	1ea	Air Height + Air Lumbar
3	K95150-29197	S/COVER ASSY- 400 OPT	1ea	Air Height + Air Lumbar + Adj S/ABS
4	H12447-05143	T/SCREW	3ea	M5 Tapping Screw





3 Button Valve

Height Valve

Connect 3 button valve

Connect the main air connector  
(There is no spot)




Connect the air spring connector  
(It has a blue spot)

Blue Tube : Side Bolsters

Black Tube with White Spot  
: Upper Lumbar Support

Black Tube  
: Lower Lumbar Support






4



Heater Switch

3 Places  
- M5 Tapping Screw



# ◆ Back & Susp' & S/Cover + Recl' Knob (4th Assembly Process)

2008. 07. 21

No	Part Number	Part Name	Q'TY	Remark
1		Back & Susp' & S/Cover	1ea	
2	K61620-29103	RECLINER KNOB - LH	1ea	
3	H12433-04043	T/SCREW	4ea	M4 x 4mm Tapping Screw

2



3



◆ Back & Susp' & S/Cover & Recl' Knob + Cush (5th Assembly Process)

No	Part Number	Part Name	Q'TY	Remark
1		Back / Susp / Cover / Knob	1ea	
2	K95230-12000	CUSH ASSY-DR'S	1ea	
3	K61622-29180	LEVER ASSY-CUSH EXT&TILT'G	1ea	
4	H12213-04101	T/SCREW(M4)	2ea	M4 x 10mm Tapping Screw
5	K61620-13998	SPACER - TILT'G CABLE	1ea	
6	H14611-04003	E - RING	1ea	

2



3



4



5



6

