

THANK YOU for supporting my work & downloading this freebie! If your students enjoy this activity and you find it beneficial, please leave a rating and review.

Thank-you for supporting MUD&marbles in CANADA!!

“Children still need a childhood filled with mud, mess & magic.”



CREDITS

Fonts and Clip Art

Thank you to the following talented artists. Please click on their buttons to reach their stores and purchase their products.



[Kimberly Geswein Fonts](#)

[Amy Groesbeck Fonts](#)

[BunnyOnACloud](#)

[Ashley Hughes](#)

MUD&marbles

Soft Sculpture

Sock Bunny | Easter Craft





Materials:

- 1 long/medium white or grey sock
- 3 elastics (for the ears, neck and tail)
- Ribbon to wrap around the neck
- Rice
- Mug (use to help fill your sock with rice)
- Optional: sharpie marker for the eyes & nose or you can glue on googly eyes or whatever material you wish. I used two quick dots for the eyes and an X for the nose.



How To:

1. Fill your sock with rice...place sock inside mug and wrap the top edge of the sock around the top edge of the mug, push the inside of the sock down to the bottom of the mug and fill with rice. Leave some room for bunny ears at the top.
2. Wrap an elastic around the sock just above the rice line.
3. Wrap another elastic around the body to create a neck and wrap some pretty ribbon over top.
4. Spread out the top of the sock and cut down the middle to create bunny ears, shape and trim any bits sticking out. Fluff out your bunny ears how you wish.
5. Create a tail by wrapping another elastic around a small ball of rice at the back end.
6. Add your eyes and nose. Be careful if using a sharpie marker, don't push too hard because it will bleed.
7. Reuse every year!



Cool Stuff needed

Sock Bunny | Easter Craft



(This is an optional activity)



For art we will be creating soft sculpture sock bunnies! If your child would like to participate, please bring in a large (white or grey sock) and a small package of dried rice or beans.

Thank you for your support,

YOUR little artists!



Cool Stuff needed

Sock Bunny | Easter Craft

(This is an optional activity)



For art we will be creating soft sculpture sock bunnies! If your child would like to participate, please bring in a large (white or grey sock) and a small package of dried rice or beans.

Thank you for your support,

YOUR little artists!

