



SHOPSERIES®

Full Line Catalog

SS2800

- 1 2 Speed Selector
- 2 3/8" Keyless Chuck
- 3 16+1 Torque Settings
- 4 LED Light
- 5 Forward-Reverse – Selector
- 6 Vaible Speed Trigger
- 7 Soft Grip
- 8 Powerful Lithium-Ion Battery



3/8" 18V Lithium-ion Cordless Drill/Driver SS2800

Specifications			
Voltage	18V	No-load speed	0-350 / 0-1250 min
3/8" Keyless chuck		Drilling capacity	Wood 1" / Metal 3/8"
Clutch positions	16+1	Max torque	200 in-lbs
Carton size	(L) 9-7/16" x (W) 3-3/16" x (H) 9-1-16"	Weight	2.8 lbs
		Weight 3.81 lbs	UPC 845534011197

Features

- Lithium-ion technology provides high capacity and is extremely lightweight
 - F/R Variable speed control for best results in various materials
 - Battery capacity indicator clearly displays the status of the battery at all times
 - LED light increases visibility, great for dark or enclosed areas
- Includes (1) 3-5 hour charger, (1) 1.3AH Li-ion battery



1/4" 3.6V Lithium-ion Cordless Screwdriver SS2001

Specifications			
Voltage	3.6V	No-load speed	180 / min
1/4" hex chuck		Max torque	35.6 in-lbs
Weight	1.06 lbs		
Carton size	(L) 7.1" x (W) 5.3" x (H) 2.3"	Weight 1.06 lbs	UPC 845534015355

Features:

- Lithium-ion battery technology
 - F/R variable speed control
 - USB charger for convenient charging
 - Ergonomic soft grip handle for improved comfort
 - LED light increases visibility, great for dark or enclosed areas
- Includes (1) USB charger, (1) 50mm screwdriver bit, (1) color box



3/8" 18V Ni-Cd Drill/Driver RC2804K2

Specifications			
Voltage	18V	No-load speed	0-600 / min
3/8" keyless chuck	Drilling capacity	Wood 3/4" / Metal 5/8"	Max torque
Clutch positions	15+1		135 in-lbs
Carton size	(L) 15-3/8" x (W) 5-3/4" x (H) 8-5/8"	Weight	3.7 lbs
		Weight 8.16 lbs	UPC 845534080193

Features:

- F/R Variable speed control for best results in various materials
 - Battery capacity indicator clearly displays the status of the battery at all times
 - Ergonomic soft grip handle for improved comfort
 - LED light increases visibility, great for dark or enclosed areas
- Includes (1) 3-5 hour charger (2) Ni-Cd batteries, (2) double ended bits, (1) carry bag



3/8" 12V Lithium-ion Drill/Driver

SS2504

Specifications

Voltage	12V	No-load speed	0-700 / min
3/8" keyless chuck		Max torque	110 in-lbs
Drill capacity	Wood / Metal		3/4" / 1/4"
Clutch positions	18+1	Weight	2.1 lbs
Carton size	(L) 8-11/16" x (W) 2-3/8" x (H) 8-5/16"	Weight 2.71 lbs	UPC 845534011784

Features

- Lithium-ion technology – high capacity, low self discharge
- F/R Variable speed for drilling different materials
- LED light increases visibility, great for dark or enclosed areas
- Ergonomic soft grip handle for comfort

Includes (1) 3-5 hour charger, (1) 1.3Ah Li-ion battery



3/8" 4.5A Rotary Drill

SS3003

Specifications

Voltage	120V~60 Hz	Power input	4.5 Amp
No-load speed	0-3000 rpm	Drilling capacity, steel / wood	3/8" / 3/4"
Weight	3.96 lbs	Cord length	10'
Carton size	(L) 12-13/16" x (W) 2-27/32" x (H) 8-3/4"		UPC 845534015362

Features

- 3/8" keyless chuck for fast and easy bit changes
- F/R Variable speed for drilling different materials
- Soft grip handle for improved comfort



1/2" 7A Hammer Drill

RC3136

Specifications

Voltage	120V~60 Hz	Power input	7 Amp
No-load speed	0-2800 rpm	Impact rate	0-44800 bpm
Drilling capacity, steel / masonry / wood	1/2" / 1/2" / 1-1/4"	Weight	5 lbs
Carton size	(L) 13" x (W) 3-17/32" x (H) 10"	Weight 6.84 lbs	UPC 845534081916

Features

- Hammer function for drilling concrete and brick
- Metal gear housing for strength and prolonged life
- 1/2" keyed chuck secures the bit for heavy-duty use
- 10' power cord for extended reach
- Variable speed for drilling different materials

Includes (1) auxiliary handle, (1) depth gauge, (1) chuck key



7-1/4" 12A Circular Saw

SS3401

Specifications

Voltage	120V~60 Hz	Power input	12 Amp
No-load speed	5500 rpm	Cutting capacity, 90° / 45°	2-1/2" / 1-49/64"
Weight	8.8 lbs	Arbor size	5/8"
Carton size	(L) 13.4" x (W) 9.8" x (H) 10.2"	Weight 11.47 lbs	UPC 845534015386

Features

- Durable steel base construction
- Spindle lock for easy blade changes
- Adjustable base allows bevel cutting up to 45°
- Lightweight and ergonomic design

Includes (1) 7-1/4" 24T carbide-tipped blade, (1) blade wrench, (1) parallel guide



8A Reciprocating Saw RC3645K

Specifications

Voltage	120V~60 Hz	Power input	8 Amp
No-load speed	0-2500 spm	Cutting capacity, wood / pipe / steel	10-3/4" / 5-7/16" / 1/2"
Stroke length	1-1/8"	Weight	8.15 lbs
Carton size	(L) 20-5/64" x (W) 5-1/2" x (H) 7-1/2"	Weight 10.58 lbs	UPC 845534080179

Features

- Variable speed for controlled cutting of various materials
- Tool-less blade change system allows quick and easy blade change
- Adjustable pivot foot plate for better control while cutting
- Soft grip handle for improved comfort and grip

Includes (3) blades, (1) hex key, (1) carrying bag



5A JigSaw RC3748

Specifications

Voltage	120V~60 Hz	Power input	5 Amp
No-load speed	600-2800 spm	Cutting capacity, steel/aluminum/wood	1/4" / 3/8" / 2-3/4"
Stroke length	3/4"	Weight	3.7 lbs
Carton size	(L) 10-13/16" x (W) 3-9/16" x (H) 9-7/16"	Weight 6.48 lbs	UPC 845534007923

Features

- Variable speed with 4 pendulum settings for improved cutting efficiency
- Accepts "T" or "U" shank blades
- Adjustable base for bevel cuts
- Dust blowing function keeps line of cut clean and easy to follow
- LED lighting increases visibility, great for dark or enclosed areas

Includes (3) blades, (1) hex key, (1) parallel guide, (1) dust tube adapter



1/4th Sheet, 2A Finishing Sander RC4151

Specifications

Voltage	120V~60 Hz	Power input	2 Amp
No-load speed	12000 opm	Base size	4 x 4-5/16"
Orbital diameter	1/16"	Weight	3.3 lbs
Carton size	(L) 8-7/8" x (W) 5" x (H) 6-11/16"	Weight 4.19 lbs	UPC 845534080285

Features

- Aluminum base for exact flatness and long lasting durability
- Spring-loaded paper clamps secure all types of paper
- Sealed rocker switch resists wear
- Dust collection ensures a cleaner working environment

Includes (1) dust box, (1) dust tube adapter, (3) sanding sheets, (1) hole punch



7.2A Belt Sander SS4300K

Specifications

Voltage	120V~60 Hz	Power input	7.2 Amp
No-load speed	790-1300 sfpm	Belt size	3" x 21"
Sanding size	3" x 5-1/2"	Weight	6.8 lbs
Carton size	(L) 15-3/4" x (W) 7-1/2" x (H) 11"	Weight 10.47 lbs	UPC 845534011517

Features

- Automatic belt centering system
- Quick release for fast and easy belt changes
- Variable speed control
- Dual handle design with soft grip offers better comfort and control
- Lock-on switch for continuous use
- Dust collection system

Includes (1) dust bag, (2) 80 grit sanding belt on the machine, (1) carry case



4-1/2" 6A Angle Grinder

RC4700

Specifications

Voltage	120V~60 Hz	Power input	6 Amp
No-load speed	11000 rpm	Disc bore	7/8"
Spindle thread	5/8"-11	Weight	4.2 lbs
Carton size	(L) 13-5/8" x (W) 5-3/4" x (H) 4-13/16"	Weight 5.29 lbs	UPC 845534080292

Features

- Slim body design promotes a secure grip
 - Tool-less safety guard adjusts instantly
 - Two-position auxiliary handle for enhanced control
 - Spindle lock for easy blade replacement
- Includes (1) auxiliary handle, (1) spanner wrench



6.2A 10" Drill Press

RK7033

Specifications

Voltage	120V~60 Hz	Power input	6.2 Amp
No-load speed	620-3100 rpm	Chuck Capacity	1/2"
Spindle travel	2"	Swing	5-13/16"
Table size	8" x 6-1/2"	Weight	48.3 lbs
Carton size	(L) 27-3/4" x (W) 14" x (H) 11-11/16"	Weight 51.82 lbs	UPC 845534010183

Features

- Five operating speeds with a range between 620 - 3100 rpm
 - 1/2" drill chuck allows for woodworking and metal drill bits and sanding drums with up to a 1/2" shank
 - Cast iron work table tilts up to 45 degrees left and right for bevel operations
 - Rack & pinion height adjustment
- Includes (1) chuck key, (1) hex key



10" 14A Miter Saw with Stand

RK7136.1* / RK7136.2*/SS9100*

Specifications

Voltage	120V~60 Hz	Power input	14 Amp
Cutting capacity	(nominal)	(0°/90°)	4" x 4" / 2" x 6"
		(0°/45°)	2" x 4" / 1" x 6"
		(45°/90°)	2" x 4"
		(45°/45°)	2" x 4"
No-load speed	5200 rpm	Weight	36.6 lbs
Carton size (RK7136.1)	(L) 22-7/16" x (W) 18-1/8" x (H) 16-1/2"	Weight 39.69 lbs	UPC 845534009156
Carton size (RK7136.2)	(L) 22-44" x (W) 18" x (H) 17"	Weight 39.69 lbs	UPC 845534015140
Carton size (SS9100)	(L) 36.2" x (W) 9.1" x (H) 4.3"		UPC 845534015539

Features

- Die cast aluminum table
- Preset detent for precise cuts
- Bevel adjustments from 0-45°
- Integrated dust collection system
- Sturdy metal legs attach directly to the saw base; no tools needed
- Work clamp

Includes (1) dust bag, (1) work clamp, (1) 40T carbide blade, (1) blade wrench

*RK7136.1: dust bag / leg stand / rollers / work clamp

*RK7136.2: miter saw only

*SS9100: leg stand only



10" Table Saw with Stand

RK7240.1

Specifications

Voltage	120V~60 Hz	Power input	13 Amp
No-load speed	4500 rpm	Cutting capacity	at 90° 3" at 45° 2-1/2"
Table / Blade size	26" x 16" / 10" x 5/8" x 24T	Weight	41.8 lbs
Carton size	(L) 27" x (W) 23" x (H) 12-11/16"	Weight 46.30 lbs	UPC 822465007185

Features

- Die cast aluminum table is rugged yet light for easy transport
- Sturdy metal leg stand is ready to assemble
- Includes quick-release rip fence, push stick and miter gauge
- Blade has adjustable depth and bevels from 0 - 45°

(1) rip fence, (1) push stick, (1) leg stand, (1) miter gauge, (2) blade wrenches, (1) 24T blade, (1) hex key

10" Table Saw with Stand

SS7207

Specifications

Voltage	120V~60 Hz	Power input	15 Amp
No-load speed	4800 rpm	Cutting capacity	at 90° 3" at 45° 2"
Table / Blade size	21" x 26" / 10" x 5/8" x 40T	Weight	55.66 lbs
Extension table size	25" x 20"	R / L Rip capacity	26" / 8-3/4"
Carton size	(L) 29.9" x (W) 29.9" x (H) 14.6"		UPC 845534015133

Features

- Die cast aluminum table is rugged, yet light for easy transport
- Sturdy metal leg stand is ready to assemble
- Includes quick-release rip fence, push stick and miter gauge
- Blade has adjustable depth and bevels from 0 - 45°

(1) rip fence, (1) push stick, (1) leg stand, (1) miter gauge, (1) blade guard, (2) spanner for blade change, (1) anti-kickback pawl, (1) 24T blade, (1) blade control wheel handle

4.3A Belt/Disc Sander

RK7866

Specifications

Voltage	120V~60 Hz	Power input	4.3 Amp
Disc size / speed	6" / 3600 rpm	Belt size / Belt speed	4" x 36" / 1700 fpm
Table size	8-29/32" x 6-5/16"	Weight	42 lbs
Carton size	(L) 21-11/16" x (W) 10-5/8" x (H) 12-5/8"	Weight 46.30 lbs	UPC 822465007147

Features

- Belt platform adjusts from 0° to 90° for horizontal or vertical sanding
- Sanding table adjusts from 0° to 45° for sanding beveled edges
- Heavy-duty induction motor for dependable performance
- Quick-release belt tension lever for easy belt changes

Includes (1) hex key, (1) miter gauge, (1) sanding disc, (1) sanding belt

16" 1.2A Scroll Saw

RK7315

Specifications

Voltage	120V~60 Hz	Power input	1.2 Amp
No-load speed	550-1650 spm	Throat depth / Stroke length	16" / 3/4"
Cutting capacity	90° / 45° 2" / 1-3/16"	Weight	34 lbs
Carton size	(L) 26" x (W) 13" x (H) 15-3/4"	Weight 35.28 lbs	UPC 822465007130

Features

- Variable speed control
- Die cast aluminum table for rugged durability and light weight
- Accepts straight and pin-end blades
- On-board storage prevents blades from getting lost or damaged
- Built-in blower keeps dust from blocking the view of the work

Includes (1) blade guard, (2) hex keys, (2) blade holders, (2) 5" blades (1x15 TPI, 1x18TPI)



9" Band Saw with Light

RK7453

Specifications

Voltage	120V~60 Hz	Power input	2.5 Amp
No load speed	13.9m/s	Throat depth	9"
Cutting capacity	3-1/8"	Weight	42 lbs
Table size	11-13/16" x 11-13/16"		
Carton size	(L) 17-3/4" x (W) 11-7/16" x (H) 30-5/16"	Weight 37.48 lbs	UPC 822465007116

Features

- Flexible work light illuminates work area
- Adjustable table bevels from 0° - 45°
- Micro-adjustable rack and pinion blade guard adjustment
- Keyed safety switch prevents accidental starting

Includes (1) miter gauge, (3) hex keys, (1) 59-1/2" blade



6" 2A Bench Grinder

RK7867

Specifications

Voltage	120V~60 Hz	Power input	2 Amp
No load speed	3600 rpm	Wheel size	6"x 3/4"x 1/2"
Wheel grit	36 grit (L) / 60 grit (R)	Weight	19.2 lbs
Carton size	(L) 14-3/8" x (W) 9-5/8" x (H) 10"	Weight 19.84 lbs	UPC 845534008197

Features

- Fine and coarse wheels for a variety of materials
- Adjustable work rest and eye shields for convenient operation
- Magnifier eye shields improve the visibility of the working material

Includes (2) grinding wheels, (2) work rests, (2) eye shields



3.5A Oscillating Spindle Sander

RK9011


Specifications

Voltage	120V~60 Hz	Power input	3.5 Amp
No load speed	2000 rpm	Spindle stroke / Max sanding height	5/8" / 3-5/8"
Table size	14-1/2" x 11-3/8"	Weight	34 lbs
Carton size	(L) 18-5/16" x (W) 16-1/8" x (H) 20-11/16"	Weight 35.28 lbs	UPC 822465007192

Features

- 58 oscillations per minute
- Great for sanding contours, arcs, curves and irregular shapes
- Dust extraction facility
- On-board drum and throat plate storage
- Keyed safety switch
- Rubber foot pads reduce vibration

Includes (6) sanding sleeves, (6) table inserts, (5) rubber sanding drums, (5) drum washers



Sanding Sleeves For Spindle Sander

RW9183/RW9184/RW9185

Specifications

RW9183	1/2", 3/4", 1", 1-1/2", 2", 3", (50#)
RW9184	1/2", 3/4", 1", 1-1/2", 2", 3", (80#)
RW9185	1/2", 3/4", 1", 1-1/2", 2", 3", (150#)

Features

- Fits ShopSeries® Oscillating Spindle Sander RK9011 and most others



2.0A Oscillating Tool

SS5122

Specifications

Voltage	120V~60 Hz	No-load speed: 11000-20000 OPM
Oscillating Angle:	3.2°	Weight: 2.33 lbs Cord Length: 10' ft
Carton size	(L) 14.6" x (W) 2.4" x (H) 6.5"	UPC 845534015379

Features

- Universal interface
- High frequency oscillating technology
- Variable speed control
- Cutting, sawing, scraping, sanding polishing and more

Includes (1) 35mm end cut blade, (1) Unperforated sanding pad, (3) Sanding sheets (80, 120 & 180 grit), (1) HSS semicircle saw blade, color box, (1) hex key











Universal Fit™ Accessories

Works with Black & Decker®, Bosch®, Rockwell®, Channellock®, Chicago Electric®, Craftsman®, Dremel®, Fein®, Genesis®, Makita®, Mastercraft®, Milwaukee®, Performax®, Porter Cable®, Ridgid®, Ryobi®, ShopSeries®, Skil®, Tool Shop®, and WORX®. These brands are trademarks owned by third parties which may be registered by their respective owners.



*Each accessory also includes spacers for Bosch® & Dremel® Tool-Free and Sonicrafter® Hex interface models.

Description	Applications	Width	Cutting Depth	Model	Qty
-------------	--------------	-------	---------------	-------	-----









Scraping, Rasping, Sanding, Polishing

	Rigid Scraper Blade	Removing old vinyl, wood or other floor coverings, paint and coatings, adhesives, caulk, residues and separating laminated layers. Cuts carpet.	2"	1"	RW8921	1 Pc
	Flexible Scraper Blade	Removing elastic sealants, paint, adhesive residues, wallpaper, worn gaskets, etc. Cuts carpet, leather, linoleum and similar materials.	1-3/4"	1-3/4"	RW8922	1 Pc
	Triangular Carbide Grit Rasp	Coarse grinding or rasping, aggressive material removal over larger areas of wood, hardened adhesives, thin set, and masonry.	3-1/8"	N/A	RW8923	1 Pc
	Carbide Grit Rasp (Finger Shaped)	Coarse grinding or rasping, aggressive material removal over larger areas of wood, hardened adhesives, thin set, and masonry.	1-3/8"	N/A	RW8924	1 Pc
	3-1/8" Carbide Grit Semicircle Grout Removal & Rasp	Removing grout, cutting and shaping plaster, porous concrete, and masonry. Coarse grinding or rasping; aggressive material removal over larger areas of wood, hardened adhesives, thin set, and masonry.	N/A	N/A	RW8956	1 Pc
	Serrated Slicer & Scraper	Slicing, ripping, or scraping soft materials and adhesives such as old paint, hardened adhesives, caulk, carpet, foam panel insulation, roofing shingles, and cardboard.	2-1/2"	7/8"	RW8957	1 Pc
	Sanding Pad (Perforated)	For detail sanding in small areas, corners of wood, plastic, hardened fillers. Use with extraction attachment for dust removal. Hook and loop back.	3-1/8"	N/A	RW8938	2 Pcs
	Felt Polishing Pad	For paste application and polishing delicate surfaces. Stainless steel, chrome, gold, silver, brass and similarly plated materials, glazed stone, granite and tile surfaces, finished fiberglass.	3-1/8"	N/A	RW8940	2 Pcs
	Sanding Pad (Finger Shaped)	Holds sanding sheet for detail sanding in very small areas, corners of wood, plastic, hardened fillers. Thinner so it reaches into small openings. Hook and loop back.	1-3/8"	N/A	RW8941	1 Pc
	20pc Sanding Sheet Set, Perforated (4 sheets of 40, 80, 120, 180, 220 Grits)	Universal sanding applications of wood, plastic, hardened fillers.	3-1/8"	N/A	RW9145	20 Pcs
	20 pc Sanding Finger Sheet Set (4 sheets of 40, 80, 120, 180, 220 Grits)	Universal sanding applications of wood, plastic, hardened fillers.	1-3/8"	N/A	RW9155	20 Pcs

Sawing & Cutting

	End Cut Blade Set	For plunge cuts up to 1 5/8" deep. Includes (2) general purpose blades for cutting drywall, wood and plastics. (2) Bi-metal blades with specially hardened teeth for cutting non-ferrous (soft) metals. (2) Precision wood cutting blades with bevel-ground teeth for aggressive cuts in wood.	N/A	N/A	RW8981K	6 pcs
	2-1/2" Diamond-Coated Semicircle Saw Blade	Removing grout, cutting and shaping plaster, porous concrete, backer board, ceramic tile and masonry. Scoring and cutting for precise fit.	2-1/2"	3/8"	RW8926	1 Pc

Universal Fit™ Accessories (Cont.)

	Description	Applications	Width	Cutting Depth	1PC Model	3/10PC Model
	3-1/8" Carbide Grit Semicircle Saw Blade (Grout Removal)	Removing grout, cutting and shaping plaster, porous concrete, and masonry.	3-1/8"	5/8"	RW8946	N/A
	3-1/8" HSS Saw Blade	Linear, plunge and flush cutting in thin wood, plastic, fiberglass, nails, non-ferrous metals, thin sheet metal, hardened fillers and window glazing.	3-1/8"	1/2"	RW8927	N/A
	4" EXTENDED LIFE Semicircle Saw Blade	Linear, plunge, and flush cutting in thin wood, plastic, fiberglass, nails, non-ferrous metals, thin sheet metal, hardened fillers, and window glazing. Bi-metal with hardened teeth for extended life.	4"	7/8"	RW8954	N/A
	3-1/8" HSS Semicircle Saw Blade	Linear, plunge and flush cutting in thin wood, plastic, fiberglass, nails, non-ferrous metals, thin sheet metal, hardened fillers and window glazing.	3-1/8"	1/2"	RW8928	RW8928.3
	1-3/8" Precision Wood Plunge & Sanding Blade	Precision-ground, beveled tooth design allows for aggressive cuts in wood and plastic. Abrasive surface on the backside allows for sanding /finishing rough cuts.	1-3/8"	1-5/8"	RW8960	N/A
	1-3/8" EXTENDED LIFE Precision Wood Plunge Cut Blade	Precision-ground, beveled tooth design allows for aggressive cuts in wood and plastic. Bi-metal with hardened teeth for extended life.	1-3/8"	1-5/8"	RW8948	N/A
	1-3/8" EXTENDED LIFE Wood & Nail End Cut Blade	Plunge cutting in wood, plastic, fiberglass, common nails, non-ferrous metals, thin sheet metal, and hardened fillers.	1-3/8"	1-5/8"	RW8929	RW8929.3 RW8929.10
	1-3/8" Precision Wood End Cut Blade	Precision-ground, beveled tooth design allows for aggressive cuts in wood and plastic.	1-3/8"	1-5/8"	RW8935	RW8935.3 RW8935.10
	1-3/8" Standard Wood End Cut Blade	Plunge cutting in non-metal materials such as wood, plastic, and drywall.	1-3/8"	1-5/8"	RW8932	RW8932.3 RW8932.10
	1-1/8" EXTENDED LIFE Wood & Nail End Cut Blade	Plunge cutting in wood, plastic, fiberglass, common nails, non-ferrous metals, thin sheet metal, and hardened fillers.	1-1/8"	1-5/8"	RW8930	RW8930.3
	1-1/8" Standard Wood End Cut Blade	Plunge cutting in non-metal materials such as wood, plastic, and drywall.	1-1/8"	1-5/8"	RW8933	RW8933.3
	1-1/8" Precision Wood End Cut Blade	Precision-ground, beveled tooth design allows for aggressive cuts in wood and plastic.	1-1/8"	1-5/8"	RW8936	RW8936.3
	3/8" EXTENDED LIFE Wood & Nail End Cut Blade	Plunge cutting in wood, plastic, fiberglass, common nails, non-ferrous metals, thin sheet metal, and hardened fillers.	3/8"	3/4"	RW8931	RW8931.3
	1-3/4" EXTENDED LIFE Precision Wood End Cut Blade	Precision-ground, beveled tooth design allows for aggressive cuts in wood and plastic. Bi-metal with hardened teeth for extended life.	1-3/4"	1-5/8"	RW8962	N/A
	1-3/4" EXTENDED LIFE Wood & Nail End Cut Blade	Plunge cutting in wood, plastic, fiberglass, common nails, non-ferrous metals, thin sheet metal, and hardened fillers.	1-3/4"	1-5/8"	RW8961	N/A
	1-3/8" Standard Wood Plunge & Saw Blade	Allows for general purpose plunge cutting, followed by fast & long sawing in non-metal materials.	1-3/8"	1-3/8"	RW8958	N/A
	3/8" Standard Wood End Cut Blade	General purpose plunge cutting up to 1-1/4" depth, in non-metal materials like wood, plastic, and drywall.	3/8"	1-1/4"	RW8934	RW8934.3
Misc. Parts						
	Prior Model Sonicrafter® / Sonictool™ Accessory Adapter	To fit new Sonictool™ Universal Fit™ accessories onto Sonicrafter® / Sonictool™ with Hex interface	N/A	N/A	RW8942	N/A
	Vacuum Dust Extractor Kit		N/A	N/A	N/A	RW8944
	27 piece accessory kit	27 piece general purpose assortment for most popular applications. Includes (20) sanding sheets, (3) 1-3/8" wood end cut blades, rigid scraper, 3-1/8" semicircle blade, and (2) adapters.	N/A	N/A	RW9178K	N/A

WARRANTY

LIMITED 30-DAY EXCHANGE POLICY

During the first 30 days after date of purchase, you may exchange a tool which does not work properly due to defects in materials or workmanship by returning the power tool to the retailer where it was purchased. To receive a replacement power tool, you must present a dated proof of purchase and return all original equipment packaged with the original product. The replacement power tool will be covered by the limited warranty for the balance of the two year period from the date of the original purchase.



LIMITED TWO YEAR WARRANTY

The manufacturer warrants that, for a period of 2 years from the date of purchase, this product shall be free of defects in materials and workmanship. We will repair or replace, at our option, this tool during the warranty period, provided that the tool is sent postage prepaid to an approved service center with all original equipment and a dated proof of purchase.

WHAT IS NOT COVERED

This warranty applies only to the original purchaser at retail and is not transferable. This warranty does not apply to accessories or batteries.

This warranty does NOT cover malfunction, failure or defects due to:

- abnormal use, abuse, neglect, accidents, alteration or repairs by other than approved service centers
- commercial or rental use.

The manufacturer makes no warranties, representations or promises as to the quality or performance of its power tools other than those specifically stated in this warranty.

FOR SERVICE: Contact the toll free helpline at 1-866-447-7467 (SHOP) to be directed to an approved service center. When you send the tool for warranty service, you must also include a dated proof of purchase.

ADDITIONAL LIMITATIONS

Any implied warranty granted under state law, including warranties of merchantability or fitness for a particular purpose, are limited to two years from the date of purchase. The manufacturer is not responsible for direct, indirect, incidental or consequential damages. Some states and provinces do not allow limitations on how long an implied warranty lasts and/or do not allow the exclusion or limitation of incidental damages, so the above limitations and exclusions may not apply to you. This warranty gives you specific legal rights, and you may also have other rights which vary from state to state or province to province. The manufacturer declines any responsibility in regards to civil liability arising from abusive use or not in conformity with proper use and maintenance of the machine as described in the operator's manual.

AFTER THE PURCHASE, THE MANUFACTURER RECOMMENDS PROPER MAINTENANCE OF THE MACHINE AND TO READ THE OPERATOR'S MANUAL BEFORE USING THE MACHINE.

SHOPSERIES®



ShopSeries®, Powertank™, Lithiumtech™, Sonictool™, UniversalFit™ and Powerstation™ are trademarks of Positec Group Ltd.

Positec USA, Inc and related companies do not accept liability for any errors, omissions or incorrect information contained in this catalog. Always confirm final product specifications and related information prior to placing an order to purchasing them. Any specifications, descriptions, claims or other technical information found in this catalog are subject to change. Positec USA retains the right to modify, improve or change the specifications to any of its products without notice. Actual retail packaging or product merchandising should be consulted for most up-to-date specifications, descriptions, claims or technical information relating to ShopSeries products. Modifications or improvements to products shown in this catalog does not obligate Rockwell or its related companies to make corresponding improvements or changes to previously manufactured products.



All ShopSeries products bearing the above symbols have been evaluated and comply with the rigid standards of the respective safety certification agencies.

SHOPSERIES®

www.ShopSeries.com

***SHOP*SERIES[®]**



Positec USA
Charlotte, NC USA
Copyright © 2015, Positec. All rights reserved.

PM00628
01/2016