








PLOT NAME	LOCATION	IRRIGATION	TILLAGE
Brutlag	Wendell, MN	Non-Irrigated	Conventional
PLANTING DATE	HARVEST DATE	PREVIOUS CROP	ROW WIDTH
4-25-25	10-2-25	Corn	22"

Entry #	Brand	Product	RM	Yield (bu/a 60#)	Mst (%)	Tst Wt (lb/bu)	AGI	Yield Rank
1	Pioneer	P08A44E	0.8	62.6	9.3	59.5	\$610	8
	Pioneer	P09Z31E	0.9	72.6	9.3	59.3	\$708	1
	Pioneer	P11Z91E	1.1	64.9	9.6	58.7	\$633	4
4	Pioneer	P13Z28E	1.3	63.0	10.3	58.0	\$614	7
5	Pioneer	P14Z08E	1.4	64.8	10.7	56.7	\$632	6
	Pioneer	P15Z80E	1.5	67.6	11.7	57.4	\$659	3
	Pioneer	P16Z25E	1.6	70.3	11.7	57.3	\$685	2
	Pioneer	P17Z39E	1.7	64.9	13.5	55.4	\$633	4



PLOT NAME	LOCATION	IRRIGATION	TILLAGE
Mark Ehlers	North Elbow Lake	Non-Irrigated	Conventional
PLANTING DATE	HARVEST DATE	PREVIOUS CROP	ROW WIDTH
5-8-25	10-6-25	Corn	22"

Entry #	Brand	Product	RM	Yield (bu/a 60#)	Mst (%)	AGI	Yield Rank
1	Pioneer	P08A44E	0.8	49.2	11.4	\$480	7
2	Pioneer	P09Z31E	0.9	54.3	12.5	\$529	3
3	Pioneer	P11Z91E	1.1	49.0	12.0	\$478	8
4	Pioneer	P13Z28E	1.3	49.0	11.5	\$478	8
5	Pioneer	P14Z08E	1.4	47.5	11.8	\$463	10
6	Pioneer	P15Z80E	1.5	54.1	11.7	\$527	4
7	Pioneer	P16Z25E	1.6	50.8	11.7	\$495	6
8	Pioneer	P17Z39E	1.7	53.9	11.7	\$526	5
9	Pioneer	P21Z88E	2.1	56.0	12.4	\$546	1
10	Pioneer	P22Z02E	2.2	55.5	12.7	\$541	2




PLOT NAME	LOCATION	IRRIGATION	TILLAGE
Johnson Farms MN	Barrett,MN	Non-Irrigated	Conservation
PLANTING DATE	HARVEST DATE	PREVIOUS CROP	ROW WIDTH
4-25-25	10-3-25	Corn	15"

Entry #	Brand	Product	RM	Yield (bu/a 60#)	Mst (%)	Tst Wt (lb/bu)	AGI	Yield Rank
1	Pioneer	P15Z80E	1.5	64.7	9.9	59.3	\$631	2
2	Pioneer	P16Z25E	1.6	59.7	9.9	59.6	\$582	5
3	Pioneer	P17Z39E	1.7	60.3	10.1	58.9	\$588	4
4	Pioneer	P21Z71E	2.1	55.7	10.2	59.7	\$543	6
5	Pioneer	P21Z88E	2.1	69.1	10.3	58.7	\$674	1
6	Pioneer	P22Z02E	2.2	62.4	10.5	58.4	\$608	3



EVERY. BUSHEL. COUNTS.



See the latest yield results from Traverse County, MN. We know our products are locally field tested for consistent, high-yielding performance, but if you needed convincing, check out our results:

PLOT NAME	LOCATION
Boehmlehner	Elbow Lake, MN
PLANTING DATE	HARVEST DATE
05/08/2025	10/09/2025

ENTRY #	BRAND	PRODUCT/ BRAND	YIELD RANK	MOISTURE	YIELD (BU/A)
1	Pioneer	P08A44E	6	9.3	67.1
2	Pioneer	P09Z31E	10	9.4	65.2
3	Pioneer	P09Z79E	14	9.4	59.7
4	Pioneer	P11Z72E	12	9.3	63.6
5	Pioneer	P11Z91E	8	9.3	65.8
6	Pioneer	P13Z28E	1	9.7	73.2
7	Pioneer	P14Z08E	4	9.7	68.4
8	Pioneer	P14Z67E	11	9.5	64.5
9	Pioneer	P15Z80E	7	9.4	65.9
10	Pioneer	P16Z25E	3	9.6	68.8
11	Pioneer	P16Z42E	2	9.8	71.4
12	Pioneer	P17Z39E	13	10.1	62.9
13	Pioneer	P19Z52E	5	11.3	68.2
14	Pioneer	P20Z14E	9	12.7	65.6

FIND THE BEST PRODUCTS AND GET MORE FROM YOUR ACRES

Talk to your local Pioneer sales representative about your 2026 seed needs and to review the latest plot data and yield results for your area.

Visit <https://www.pioneer.com/us/sales-representatives/my-local-team.html> to find your local team and learn more about the products that can help boost yield potential on your acres.

Income/A Advantage is calculated with the price of soybeans at \$X.XX per bushel.

Product responses are variable and subject to any number of environmental, disease and pest pressures. Individual results may vary. Multi-year and multi-location data are a better predictor of future performance. DO NOT USE THIS OR ANY OTHER DATA FROM A LIMITED NUMBER OF TRIALS AS A SIGNIFICANT FACTOR IN PRODUCT SELECTION. Refer to www.pioneer.com or contact a Pioneer sales representative or authorized dealer for the latest and complete listing of traits and scores for each Pioneer® brand product.



EVERY. BUSHEL. COUNTS.

See the latest yield results from Douglas County, MN. We know our products are locally field tested for consistent, high-yielding performance, but if you needed convincing, check out our results:

PLOT NAME	LOCATION
Staples Farms Inc	Kensington, MN
PLANTING DATE	HARVEST DATE
05/08/2025	10/03/2025

ENTRY #	BRAND	PRODUCT/ BRAND	YIELD RANK	MOISTURE	YIELD (BU/A)
1	Pioneer	P09Z31E	10	11.2	56.1
2	Pioneer	P08A44E	11	10.5	55.0
3	Pioneer	P09Z79E	12	11.2	52.1
4	Pioneer	P11T36E	6	11.2	62.4
5	Pioneer	P11Z72E	9	11.3	59.5
6	Pioneer	P11Z91E	8	10.8	60.7
7	Pioneer	P13Z28E	4	11.4	65.1
8	Pioneer	P14Z08E	7	11.9	60.8
9	Pioneer	P15Z80E	2	11.9	65.8
10	Pioneer	P16Z25E	3	12.6	65.5
11	Pioneer	P17Z39E	5	13.3	64.1
12	Pioneer	P19Z52E	1	15.5	72.5

FIND THE BEST PRODUCTS AND GET MORE FROM YOUR ACRES

Talk to your local Pioneer sales representative about your 2026 seed needs and to review the latest plot data and yield results for your area.


Visit <https://www.pioneer.com/us/sales-representatives/my-local-team.html> to find your local team and learn more about the products that can help boost yield potential on your acres.

Income/A Advantage is calculated with the price of soybeans at \$X.XX per bushel.

Product responses are variable and subject to any number of environmental, disease and pest pressures. Individual results may vary. Multi-year and multi-location data are a better predictor of future performance. DO NOT USE THIS OR ANY OTHER DATA FROM A LIMITED NUMBER OF TRIALS AS A SIGNIFICANT FACTOR IN PRODUCT SELECTION. Refer to www.pioneer.com or contact a Pioneer sales representative or authorized dealer for the latest and complete listing of traits and scores for each Pioneer® brand product.



EVERY. BUSHEL. COUNTS.



See the latest yield results from Grant County, MN. We know our products are locally field tested for consistent, high-yielding performance, but if you needed convincing, check out our results:

PLOT NAME	LOCATION
Michael Bartell	Herman, MN
PLANTING DATE	HARVEST DATE
05/04/2025	09/30/2025

ENTRY #	BRAND	PRODUCT/ BRAND	YIELD RANK	MOISTURE	INCOME / ACRE	YIELD (BU/A)
1	Pioneer	P08A44E	9	12.0	\$571	58.6
2	Pioneer	P09Z79E	10	12.0	\$571	58.6
3	Pioneer	P11T36E	5	12.0	\$623	63.9
4	Pioneer	P11Z91E	4	11.6	\$628	64.4
5	Pioneer	P13Z28E	2	12.1	\$647	66.4
6	Pioneer	P14Z08E	11	12.2	\$549	56.3
7	Pioneer	P15Z80E	8	12.3	\$607	62.3
8	Pioneer	P16Z25E	3	12.3	\$641	65.7
9	Pioneer	P17Z39E	6	12.6	\$622	63.8
10	Pioneer	P19A37E	7	12.4	\$609	62.5
11	Pioneer	P19Z52E	1	13.0	\$711	72.9

FIND THE BEST PRODUCTS AND GET MORE FROM YOUR ACRES

Talk to your local Pioneer sales representative about your 2026 seed needs and to review the latest plot data and yield results for your area.

Visit <https://www.pioneer.com/us/sales-representatives/my-local-team.html> to find your local team and learn more about the products that can help boost yield potential on your acres.

Income/A Advantage is calculated with the price of soybeans at \$X.XX per bushel.

Product responses are variable and subject to any number of environmental, disease and pest pressures. Individual results may vary. Multi-year and multi-location data are a better predictor of future performance. DO NOT USE THIS OR ANY OTHER DATA FROM A LIMITED NUMBER OF TRIALS AS A SIGNIFICANT FACTOR IN PRODUCT SELECTION. Refer to www.pioneer.com or contact a Pioneer sales representative or authorized dealer for the latest and complete listing of traits and scores for each Pioneer® brand product.



PIONEER®

A NEW ERA IN SOYBEANS

See the latest yield results from Wahpeton, ND.
We know our products are locally field tested for
consistent, high-yielding performance, but if you
needed convincing, check out our results:

<u>PLOT NAME</u>	<u>LOCATION</u>
Onchuck	Wahpeton, ND
<u>PLANTING DATE</u>	<u>HARVEST DATE</u>
4/23/25	10/2/25

Entry #	Brand	Variety/Brand	Yield (bu/a 60#)	Mst (%)	Yield Rank
1	Pioneer	P06Z90E	62.6	9.3	8
2	Pioneer	P08A44E	69.3	9.5	6
3	Pioneer	P09Z31E	75.9	9.2	1
4	Pioneer	P11Z72E	67.5	9.2	7
5	Pioneer	P11Z91E	73.0	9.1	2
6	Pioneer	P13Z28E	70.7	9.2	4
7	Pioneer	P14Z08E	70.0	9.5	5
8	Pioneer	P15Z80E	71.6	9.7	3

FIND THE BEST PRODUCTS AND GET MORE FROM YOUR ACRES

Talk to your local Pioneer sales representative about your 2026 seed needs and to review the latest plot data and yield results for your area.

Visit pioneer.com/us/sales-representatives/my-local-team to find your local team and learn more about the products that can help boost yield potential on your acres.



PIONEER®

A NEW ERA IN SOYBEANS

See the latest yield results from Wahpeton, ND. We know our products are locally field tested for consistent, high-yielding performance, but if you needed convincing, check out our results:

<u>PLOT NAME</u>	<u>LOCATION</u>
Adam Wahler	Wahpeton, ND
<u>PLANTING DATE</u>	<u>HARVEST DATE</u>
4/27/25	10/4/25

Entry #	Brand	Variety/Brand	Yield (bu/a 60#)	Mst (%)	Yield Rank
1	Pioneer	P06Z90E	57.8	9.1	7
2	Pioneer	P08A44E	60.2	8.9	5
3	Pioneer	P09Z31E	66.0	9.0	1
4	Pioneer	P11Z91E	61.4	8.9	4
5	Pioneer	P11Z72E	54.0	9.1	8
6	Pioneer	P13Z28E	62.8	9.1	3
7	Pioneer	P14Z08E	63.0	9.3	2
8	Pioneer	P15Z80E	60.1	9.3	6

FIND THE BEST PRODUCTS AND GET MORE FROM YOUR ACRES

Talk to your local Pioneer sales representative about your 2026 seed needs and to review the latest plot data and yield results for your area.

Visit pioneer.com/us/sales-representatives/my-local-team to find your local team and learn more about the products that can help boost yield potential on your acres.



PIONEER®

A NEW ERA IN SOYBEANS

See the latest yield results from Roberts County, SD. We know our products are locally field tested for consistent, high-yielding performance, but if you needed convincing, check out our results:

<u>PLOT NAME</u>	<u>LOCATION</u>
Chad Krueger	Roberts County, SD
<u>PLANTING DATE</u>	<u>HARVEST DATE</u>
5/11/25	10/3/25

Entry #	Brand	Variety/Brand	Yield (bu/a 60#)	Mst (%)	Yield Rank
1	Pioneer	P06Z90E	59.9	10.5	10
2	Pioneer	P08A44E	59.4	10.6	12
3	Pioneer	P09Z31E	60.0	10.4	9
4	Pioneer	P09Z79E	59.5	10.3	11
5	Pioneer	P11Z72E	62.8	10.2	4
6	Pioneer	P11Z91E	62.2	10.0	7
7	Pioneer	P11T36E	61.0	10.2	8
8	Pioneer	P13Z28E	62.9	10.3	3
9	Pioneer	P14Z08E	63.1	10.3	2
10	Pioneer	P14Z67E	58.2	10.3	13
11	Pioneer	P15Z80E	62.4	10.0	6
12	Pioneer	P16Z25E	62.5	10.1	5
13	Pioneer	P17Z39E	64.7	10.2	1

FIND THE BEST PRODUCTS AND GET MORE FROM YOUR ACRES

Talk to your local Pioneer sales representative about your 2026 seed needs and to review the latest plot data and yield results for your area.

Visit pioneer.com/us/sales-representatives/my-local-team to find your local team and learn more about the products that can help boost yield potential on your acres.

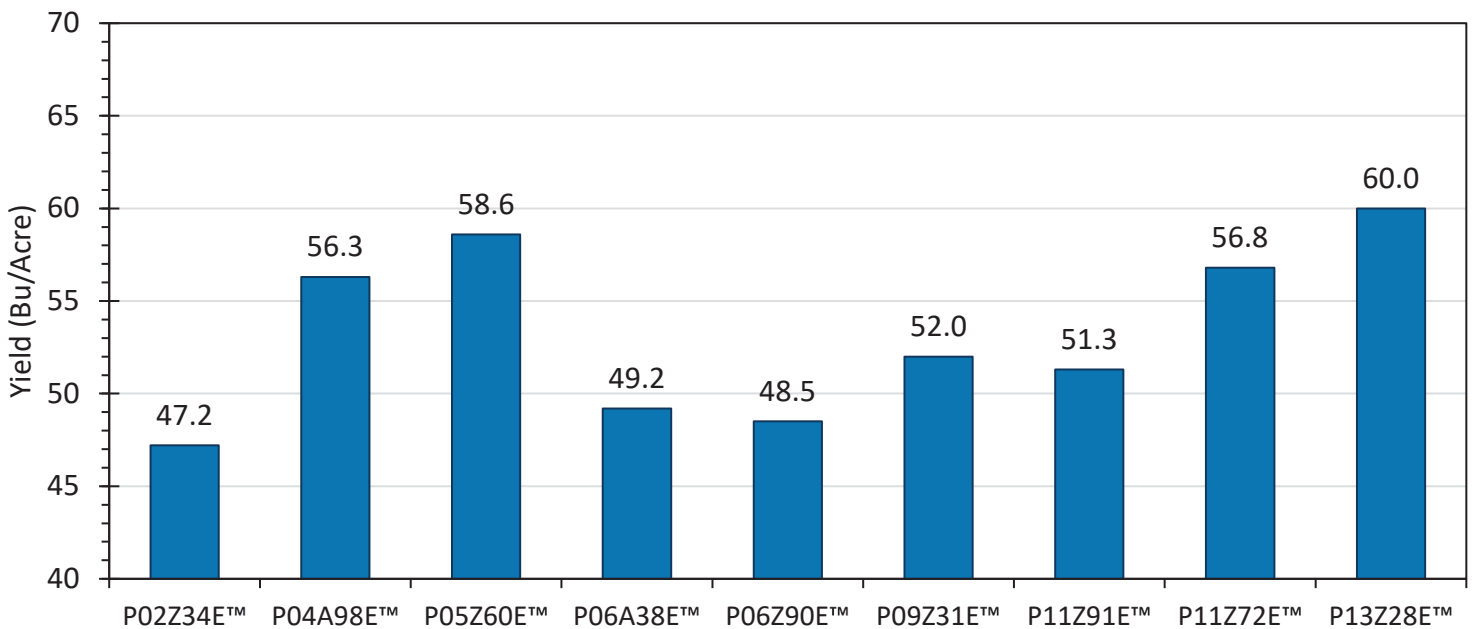


EVERY. BUSHEL. COUNTS.



See the latest yield results from this non-irrigated location in Central MN. We know our products are locally field tested for consistent, high-yielding performance, but if you needed convincing, check out our results.

PLOT NAME	LOCATION
0.2-1.3 RM Soybean PKP	Henning, MN
PLANTING DATE	HARVEST DATE
May 7, 2025	Oct. 9, 2025



	BRAND	VARIETY	Maturity	YIELD (BU/A)	MST (%)	Income/Acre	Rank
NEW	Pioneer	P02Z34E™	0.2	47.2	9.8	\$460	9
	Pioneer	P04A98E™	0.4	56.3	9.4	\$549	4
	Pioneer	P05Z60E™	0.5	58.6	9.4	\$571	2
	Pioneer	P06A38E™	0.6	49.2	9.2	\$480	7
	Pioneer	P06Z90E™	0.6	48.5	9.4	\$473	8
NEW	Pioneer	P09Z31E™	0.9	52.0	9.4	\$507	5
NEW	Pioneer	P11Z91E™	1.1	51.3	8.9	\$500	6
	Pioneer	P11Z72E™	1.1	56.8	9.3	\$554	3
	Pioneer	P13Z28E™	1.3	60.0	9.3	\$585	1

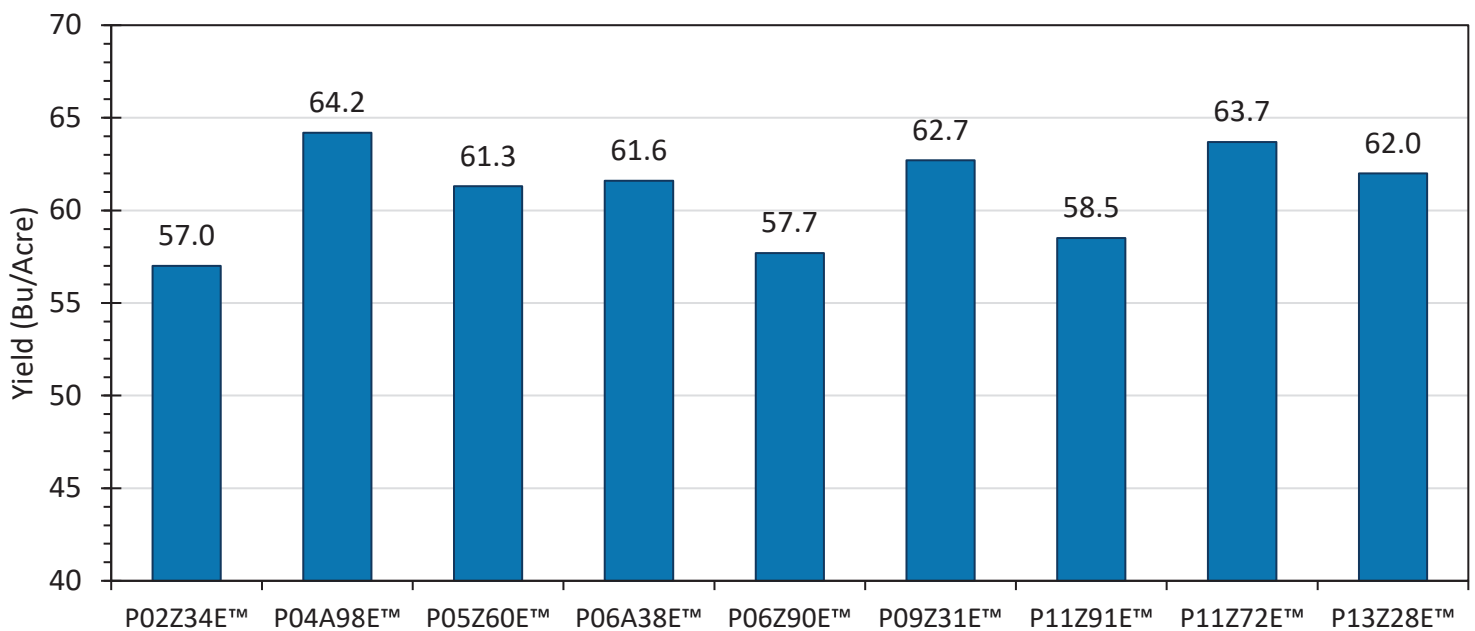


EVERY. BUSHEL. COUNTS.



See the latest yield results from this irrigated location in Central MN. We know our products are locally field tested for consistent, high-yielding performance, but if you needed convincing, check out our results.

PLOT NAME	LOCATION
0.2-1.3 RM Soybean PKP	Henning, MN
PLANTING DATE	HARVEST DATE
May 14, 2025	Oct. 10, 2025



	BRAND	VARIETY	Maturity	YIELD (BU/A)	MST (%)	Income/Acre	Rank
NEW	Pioneer	P02Z34E™	0.2	57.0	10.0	\$556	9
	Pioneer	P04A98E™	0.4	64.2	9.7	\$626	1
	Pioneer	P05Z60E™	0.5	61.3	9.7	\$598	6
	Pioneer	P06A38E™	0.6	61.6	9.7	\$601	5
	Pioneer	P06Z90E™	0.6	57.7	9.7	\$563	8
NEW	Pioneer	P09Z31E™	0.9	62.7	10.0	\$611	3
NEW	Pioneer	P11Z91E™	1.1	58.5	9.8	\$570	7
	Pioneer	P11Z72E™	1.1	63.7	11.0	\$621	2
	Pioneer	P13Z28E™	1.3	62.0	10.5	\$605	4