



Waltech

PRODUCT RANGE

BEARINGS

- Deep groove ball bearings
- Angular ball bearings
- Thrust ball bearings
- Spherical Roller Bearings
- Taper Roller Bearings
- Needle Roller Bearings
- Thrust Roller Bearings
- Cylindrical Roller Bearings
- Pillow Blocks



CHAINS & SPROCKETS

- Roller Chains
- Conveyor Chains
- Double Pitch Roller Chains
- Hollow Pin Chains
- Connecting & Offset Links
- Pilot Bore Sprockets
- Tapered Bore Sprockets
- Custom made sprockets




ELECTRIC MOTORS

- Single Phase Motors
- Three Phase Motors
- Foot Mount Motors
- Flange Mount Motors
- Foot & Flange Mount Motors



GEARBOXES

- Worm Drive Gearboxes
- Shaft Mount Gearboxes
- PU Motor Speed Reducers




PULLEYS & V-BELTS

- Taper Bush Pulleys
- Pilot Bore Pulleys
- V-Belts



COUPLINGS & TAPER BUSHES

- HRC Couplings
- Tyre Couplings
- Chain Couplings
- Spider Elements
- Rubber Tyres
- Taper Bushes
- Adaptor Sleeves
- Locking Elements



AGRICULTURAL COMPONENTS

- Universal Joints
- PTO Drive Shafts
- PTO Profile Tubes
- PTO Yokes
- PTO Tubes
- Slasher Gearboxes



HYDRAULIC HOSE & FITTINGS

- One Wire & Two Wire
- Multi-Spiral
- Pressure ratings up to 700 bar/1000 psi, and hose diameters from 6mm to 50mm (1/4" to 2")

The fittings are available in a two-piece crimp design, including stainless steel versions.

They include:

- JIC, SAE, Metric, BSPP, BSPT, NPT, ORFS and Flanges
- Quick Couplers - Ball, Pin, and Flat Face
- Swivel/ Rotary joints. Straight and 90°
1/4" BSP to 2" BSP



SEALS & ACCESSORIES

- Oil Seals
- V-Rings
- Hydraulic & Pneumatic Seals
- O-Rings
- Mechanical Seals
- Circlips
- Seal Kits
- Packing



GEAR PUMPS, MOTORS & FLOW DIVIDERS

- Group 1, 2 & 3
- 0,8 - 47cm³/rev
- Aluminum and Cast Iron
- 2 Bolt & 4 Bolt Mount
- Taper, Parallel & Spline Shafts



INLINE MOUNTED VALVES

- Relief (Single & Double)
- Pressure Reducing
- Over Centre/ Counter Balance (Single & Double)
- Flow Dividers - 50/50
- Pilot Check (Single & Double)
- Check
- Flow Control



BELL HOUSINGS & COUPLINGS

Rotex

- Torsionally Flexible Jaw-Type Coupling
- Axial Plugin, Good Dynamical Features

Bowex

- Curved-Tooth Gear Coupling
- Torsionally Stiff, Double Cardanic Possible

Bell Housings

- 0.25kW - 90kW



TIE-ROD CYLINDERS

Full Range Of Tie-Rod Cylinders

- 50mm to 100mm bore
- Stroke up to 1500mm
- Standard Range Ex-Stock
- Specials On Request
- 210 Bar Rated



MOBILE CONTROL VALVES


- Sectional And Monoblock Directional Control Valves
- Adjustable Pressure Range Up To 315 Bar (4500 psi).
Max Pressure 350 bar (5100psi)
- Choice of valve actuation- manual, pneumatic, hydraulic & electrical.
- A&B port pressure control available
- Power beyond available
- 1-7 sections monoblock
- 1-8 sections sectional



HYDRAULIC MOTORS

Slow speed high torque hydraulic motors

- Sizes from 8,2cc/rev to 800cc/rev
- Geroter type
- Geroler type
- Selection of shafts & mountings





Agricultural



Industrial



Mining



Manufacturing

Waltech Hydraulics & Industrial supplies the complete Industrial and Agricultural solutions ranging from Drives and Motors, Gearboxes and Couplings, Chains and Sprockets, Belts and Pulleys, Bearings and Seals.

Waltech Hydraulics & Industrial is supporting the productivity and production targets of all Industrial, Manufacturing, Mining and Agricultural sectors of the economies in South Africa.

WE ARE COMMITTED TO DELIVERING QUALITY, WITH VALUE, TO ALL OUR CLIENTS.

Direct Importers of Industrial and Agricultural Products

OUR BRANDS

HLB
FAMOUS TRADEMARK



FAG


PFI Bearings

FKD
BEARING



MOTION & CONTROL™
NSK

CONTACT US

Max Walgenbach | 072 961 3009
Johnny Walgenbach | 079 606 7400
Johnny Snr. Walgenbach | 083 740 0083
Martin Walgenbach | +1 403 463 1636

 22 Kaye-Lyn Street
Magna Via
Polokwane
0699

Website | www.waltech.co.za
Email | sales@waltech.co.za
Facebook | Waltech Hydraulics And Industrial
Instagram | waltechhydraulics