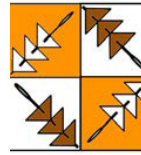


November 2022



Needle Notes



Flying Needles Quilt Guild, Inc.
P.O. Box 1652
Niceville, Florida 32588
needlenotes@cox.net
www.flyingneedlesquiltguild.org

Mark Your Calendars

November 3—Board Meeting / Sit-n-Sew
November 10—General Meeting
November 17—Meet and greet with the charities supported by the guild

Points of Contacts

President	Cindy Vines 407-963-3757
1st V.P.	Deborah Moen 850-218-6607
2nd V.P.	Liz Barnes 678-640-1104
Secretary	Margaret Jacobs 850-460-4968
Treasurer	Anne Johnson 850-712-5830

November Program

The Paint Chip Challenge reveal. Prizes will be awarded for Best of Show, Best Use of Color, and Viewer's Choice.

November Workshop

Meet and greet with the charities supported by the guild

November	
Door Prizes	Hostess
Barbi Ouellette Paulena Melvin	Margaret Jacobs Jane Chiles

Thanks to all the ladies who don't sign up but still provide us with delicious things to eat and also door prizes!! Also, thanks to you also for all your help in the kitchen.

Needle Notes

October Attendance

WHOO!!! Glad that election is over, but it certainly did boost the numbers of members we had present ☐

66 members—includes two members who were unable to stay for the election

1 guest: Mary Harriott

67 TOTAL

November Birthdays

Reynoso, Ruthie	6
Hudson, Linda	9
Stark, Rosemary	9
Donnelly, Jeanie	20
Jacobs, Margaret	20
Neckar, Jeannie	25
Matheson, Cherie	28
Valade, Valerie	28
Everett, Kathy	30
Murrell, Peggy	30



QUILTERS

Just a reminder that Membership Dues are payable NOW!

Categories of membership consist of individual (\$25.00) and family (\$35.00). Members eligible for the family category must be residents of the same household.

Payment may be made at any of the Guild functions OR you may mail your dues to
FNQG—MEMBERSHIP
P.O. Box 1652
Niceville, Florida, 32588

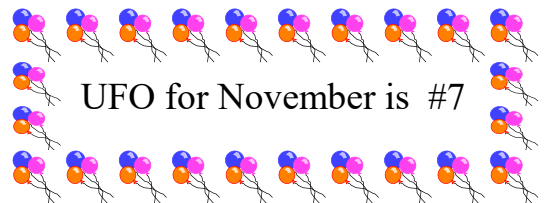
Remember... if your membership renewal is not received by the December 9th General Meeting, you will not be included in next year's directory.

December Blocks

For those participating in the December Block the final set of blocks (10) is due in November.



October's strips were won by Ruth Johnson. November's strip club and Friendship blocks is yellow.



Our display of Quilts of Valor at the Niceville Library, in honor of Veteran's Day, begins 1 Oct and runs through 18 Nov. To see some of the quilts made by guild members to present to veterans, stop by the library during regular hours:

206 N Partin Dr
Niceville , FL 32578
Tue: 9:00am-7:00pm
Wed: 9:00am-5:00pm
Thu: 9:00am-7:00pm
Fri: 9:00am-5:00pm
Sat: 10:00am-2:00pm



Quilter's Walk Donations Needed

Quilter's Walk for the guilds Emerald Coast Quilt Show is collecting items. We need larger sized baskets, quilt kits, any size batting, fat quarters, layer cakes, charm packs, vintage sewing items, quilts, patterns, member business sponsored baskets also are encouraged.

Thank you in advance for your generosity!

Please contact, Deborah Moen



FNQG Board Meeting Minutes 10/6/2022

- Board meeting started at 9:05AM
- Linda- Prayer
- Cindy- welcomed all those in attendance especially our new Board members
 - Went through Agenda
 - 27 present total, 1 present via phone
- Addressing the Board
 - Kaye: Thanks the Board for allowing me to speak. Ask for election to be followed strictly by the By-laws and SOPP, specifically the section regarding members needing to be present to hear instructions to be allowed to vote.
 - Penny: \$50 donation in Pam's memory. Would like to suggest a donation to SOCKS in Pam's memory. Would like to request members to wear orange in Pam's memory at the October General Meeting
 - Konnie: That the Board and Nominating Committee answer questions posed to them; that the SOPP's be updated. That the meeting minutes be separated and include the pertinent information.
 - Initial election, no majority; second election.
 - All motions need to be notated.
 - Teller's reports
 - Absentee ballots counted in both votes
 - Kerry: Thank you for letting me address the Board. Find out where the division from the Board comes from. Lack of courtesy, honesty, transparency or respect from the Board. Need to heal within the Guild
- Cindy: responses came from the Board; no individual email responses regarding questions sent in; need consistency of information sent out.
- Anne: Treasurer Report
 - \$19,791.47: current balance
 - Donations, door prizes, Amazon Smiles: income
 - Thank you notes from Betty Davis, Children's Advocacy Center
- Margaret: Secretary Report
 - Does not have access to the Teller's Report at this time, so not included in the minutes at this time
 - Cindy: could appoint a new head of the Nominating Committee
 - Will have Cindy, Anne, and Liz act as advisors for this Committee
 - Konnie: When should ballots and the teller's reports have been turned in?
 - Peggy: Should have been turned in at the end of the Annual Meeting
 - Anne: Move to have Jo and Deborah turn in ballots and teller's reports; Deborah seconded
 - Jeanie: Wants to know why ballots and teller's reports can't be counted today
 - Went through and edited the minutes
 - Will be sent out by the end of the week
- Linda: Quilt Show & Community Service
 - No update at this time
 - Stocking count: >850
 - NEEDS someone to step up and agree to be Community Service Coordinator

FNQG Board Meeting Minutes 10/6/2022

- Cindy: Member Service Group
 - Write up a little bit on the Yearly Report
 - Present it to the membership at the November General Meeting
 - Kaye: would like to see Row by Row become a Member Service Group
 - Anne moves to make a Row by Row Member service group; Liz seconded the motion
 - Has been tabled
 - Will have a list of open positions
 - Barbi: November 11; >20 quilts at the Poquito Bayou Community Center
 - Will need help wrapping quilts around veterans
 - Opportunity Quilt Tickets: available to pick up
 - Ginger will be at the Fairgrounds this week to man the booth and sell tickets
 - Cindy: October General Meeting
 - Go over agenda
 - Facebook announcement: wear orange to next week's meeting
 - Nominating Committee: Election Process
 - Define simple majority: more than ½
 - Open / closed counting:
 - Open: better for transparency purposes
 - Liable for criticism if ballots are tossed out
 - The board voted to count the votes open (in the kitchen or corner)
 - Candidates will get up, answer questions and make summary statement
 - Issue of membership eligibility for the October General Meeting:
 - If someone paid their dues for 2022, are they able to vote in the October General Meeting?
 - If you have paid your dues for 2022, YOU ARE ELIGIBLE TO VOTE IN THE OCTOBER MEETING!!!
- Anne moved to adjourn and Deborah seconded
- Meeting ended at 11:23 AM

FNQG Board Meeting Minutes 10/6/2022

Individual's Statements to the Board

Kaye Joachim:

Regarding Voting Procedures

I am here to ask that the election process be strictly followed by the guidelines of the SOPP. Not anywhere in the SOPP does it state that a paying member in good standing has to wait until instructions are given the day of elections before they can vote if they show up the meeting to vote but have to leave shortly thereafter.

For your review I have printed out the instructions that were given to me when I was nominating chair, the instructions from the September newsletter, the instructions from the October newsletter, and the parts pertinent in the SOPP. Only the October newsletter states that you have to wait until instructions are given before you can vote. This was randomly changed without regard to the SOPP.

If you need for that to be the case in the future, that members cannot vote even if they show up until after the instructions are given, which by the way are clearly written on the ballot, I recommend that the voting procedures be amended in the SOPP.

Two members in good standing with the guild were turned away from voting after they came to the guild to vote before their doctor visits. Then another member only showed up for the second vote and was allowed to vote after the committee went to the back room to count. This member left the church immediately after she voted. None of this was right. All three members had every right to vote when they arrived at they guild or before they had to leave for their appointments.

Thank you.

Kaye Joachim

FNQG Member

Penny Maus:

1. I would like to make a motion to the membership that the guild makes a \$50 donation to SOCKS in Pam's memory. This is allowed per the guild's SOPP.
 2. I would like to request that the membership wear orange to the October Meeting in Pam's memory.
-

FNQG Board Meeting Minutes 10/6/2022

Konnie Glaze:

Board Meeting Questions, October 3, 2022

It was not my intention to address the board today as I have already communicated via email, on 9-14-22 regarding the election, and on 9-24-22, regarding the meeting minutes. After not receiving answers to any questions and concerns, I was directed to come here today. At this time, I have no idea whether anything has been addressed in the last three weeks. Rather than rattle off a list of questions and concerns, I have made a summary to turn in for the minutes as requested. Also attached, are all the supporting references from RObert's Rules of Order (RRO) included in the previously sent emails.

Today I request of the board and nominating committee to answer questions that many members have asked and submitted directly after the election, and again when the meeting minutes were published in the Needle Notes. It is important to take the time to answer questions, address concerns, and communicate a clear path forward with regard to the election and the meeting minute corrections.

Summary of Election Questions and Concerns:

1. Two members were turned away from voting before and during the annual meeting, Then, the committee allowed another member to vote after the second president election when the committee was already in the back to count ballots (RRO on late votes, see attached)
 - a. Since the guild never faced these issues before, and there were no formal motions to open or close the voting, all three members should have been allowed to vote, and the Standard Operating Practices and Procedures (SOPP) updated for the future.
 - b. We follow RRO and the SOPP, and rules cannot be changed off the cuff.
 - c. How did these three ballots affect the outcome of the election?
2. What was the problem with each of the invalid ballots? Was the true intention of the vote on the ballot understandable (RRO, see attached), and thus should not have been deemed invalid?
3. Why were the "X" and "check" used in the directions to mark ballots?
4. We have always used "X". Were any ballots deemed invalid based on this direction?
5. The SOPP need an addition regarding members participating in elections when their family member is running for office. THis has nothing to do with accusations of cheating, it is a matter of propriety.
6. Ballots and tally sheets were not turned over to Cindy at the end of the Annual Meeting, as per the SOPP.
7. Was there a motion to continue the voting at the OOctober meeting (RRO, see attached)?

Summary of Meeting Minutes Format and Omissions:

FNQG Board Meeting Minutes 10/6/2022

The meeting minutes for September, published in the October Needle Notes, are not an accurate reflection of the ANnual and General Meetings. The minutes as published are not ready for an approval vote until they are in the proper format and contain all pertinent information.

1. The annual and general meetings in September are two separate meetings, and two separate and distinct meeting minute documents are necessary.
2. We file annual meeting minutes with the state of Florida each year for our nonprofit status and to communicate new board members.
3. Information that will need to be included in the meeting minutes:
 - a. We had the initial election, and then a second election for president and this is not clear in the minutes.
 - b. For the second vote for president, members were asked to write the candidate's name on a blank piece of paper.
 - c. Motions need to be included for both meetings.
 - d. The Teller's Report for both elections (RRO and SOPP, see attached)
 - e. It should be noted that the absentee ballots were counted for both elections

Konnie Glaze

Kerry Kastl:

Thank you for the opportunity to speak with you here at the Board meeting; it's an unusual situation to say the least. My overriding concern is for the future of the guild. This isn't the time to bash, criticize, or shout, it's a time to heal and figure out how we got to the place we are now at this meeting. Division is caused by people, and it can be healed by people if there is a willingness to work together. A member said to me at the September meeting during the election whoever is elected is going to have to work very hard to fix the divide in the guild.

Do I have issues concerning the last election you bet, do I have an issue with the minutes that were sent to the membership, absolutely. That's repairable, it's how it got to that way that's the question.

There is a deep divide between the board, its advisors and members. Why, who knows maybe issues of control? There is certainly a lack of transparency, respect and courtesy towards the membership.

I have had the privilege of serving as president of the guild in the past and will willingly do so again. Transparency, respect, courtesy, and honesty should be evident in all we do as a guild, within our membership and the community at large.

Kerry Kastl

FNQG General Meeting Minutes 10/13/2022

Call to Order: Cindy Vines called the meeting to order at 9:55 AM. She asked all present to please silence their phones.

Prayer & Pledge: Linda Weiss led the members in a prayer and the Pledge of Allegiance. Cindy then asked for a few members to speak about Pam Cortner.

Moment of Remembrance: Linda Weiss, Deborah Moen, Marisol Kingsbury, Liz Barnes, and Polly Shields all shared some special memories of Pam Cortner. Linda then led the membership in a moment of silence for Pam.

Opening Remarks: Cindy Vines explained that the meeting would proceed as normal before moving into the Presidential Election and ending with Left Right Center.

Membership: Penny Maus. 66 members were present with 3 new members and 1 guest. The new members are Nancy Miller, a former member, Dottie Kushma, and Jo Smay. The guest was Mary Harriott.

Penny Maus made a motion for the guild to make a \$50 donation to SOCKS in Pam Cortner's memory. Sharon Jacobs seconded the motion, and the motion passed.

Board Reports

Treasurer's Report- Anne Johnson: The financial report was in the newsletter this month. The current bank balance is \$19,791.47. Ginger Maddox provided the information regarding the ticket sales from the fair later in the meeting.

Secretary's Report- Margaret Jacobs stood and read both the Annual Meeting and General Meeting Minutes. Several amendments were made to the Annual Meeting Minutes at the October Board Meeting. These minutes are still incomplete as they were sent out without the complete Teller's Report. The minutes were tabled for approval until after Peggy Murrell stood up and presented later in the meeting. A few minor edits were made in the General Meeting Minutes. Penny Maus moved to approve the minutes as corrected, and Ruth Johnson seconded the motion. The amended minutes passed.

Programs: Deborah Moen. The program for October was Left Right Center. Due to the late hour due to the repeat election for President, the guild voted to skip the program for October. The program for November is the Paint Chip Challenge reveal. Prizes will be awarded for Best of Show, Best Use of Color, and Viewer's Choice.

FNQG General Meeting Minutes 10/13/2022

Workshops: Liz Barnes. The October workshop will be Bonnie Hunter's Appalachian Autumn taught by Konnie Glaze. The date for this workshop has changed from October 27th to **October 20th**. Konnie will also be available to teach the class on November 3rd at Sit n Sew.

Board Reports

Community Service- Linda Weiss would like to thank everyone who has been showing up to workshops, turning things in, and contributing to our community service programs. The current stocking count is around 900, with Gina White turning in 100 stockings at the meeting. There will be a meet and greet with the charities supported by the guild on November 17th.

Quilt Show- Linda Weiss. The quilt show preparation is continuing on track. Linda asked for members to please enter more quilts.

December Block: Sonja Wolniewicz The second set of 10 blocks will be due at the November General Meeting. Sonja's instructions are also on our website under Quilt Guild Activities under December Block.

Strip Club- Grace Grimsley: This month's strips were won by Ruth Johnson. The November color is yellow. Please make Friendship blocks with any yellow this month. The Friendship Block pattern can be found on our website: flyingneedlesquiltguild.org : Home, Patterns, Friendship Block

Hospitality- Sonja Wolniewicz for Mary Ann Sharp: Sonja wants to thank everyone who brought in the delicious refreshments and helped to both set-up and clean up the kitchen.

Birthdays- Penny Maus. Bunny Orr won this month's drawing. Thank you to The Sewing and Training Center for donating the birthday fat quarter bundles each month!

Newsletter and Minutes: All members received the October Needle Notes. Inputs to the November Needle Notes are due to Jayne on Thursday, October 20th. Please send any inputs to Jayne's military email.

Opportunity Quilt- Ginger Maddox: Both the Opportunity Quilt and the Quilt for Veterans Opportunity Quilt were displayed at the fairground. The combined ticket sales totaled \$307: \$209 for the Quilt for Veterans, and \$98 to the Opportunity Quilt.

Sunshine and Shadows- Cindy Vines for Nancy Kramer. A get-well card was sent to Lalani James after knee surgery.

FNQG General Meeting Minutes 10/13/2022

UFO- Sharon Jacobs: Jayne Pendergast, Kerry Kastl, Margaret Jacobs each had a finished project to share. UFO #7 is due in October.

Introducing the Nominating Committee Head- Cindy Vines called Peggy Murrell forward to explain to the members the election process and address any questions the members may have. Peggy's statement regarding the invalid votes cast in the SEptember election is on the last page.

Transition to Election Process- Cindy stated that the Election Process would begin at 11:13 AM and turned the process over to the Nominating Committee.

Process Review- Peggy Murrell walked the membership through the election process. Ballots were handed out to members in good standing when they arrived. The ballots had the names of the two candidates for President. Members were to make their vote by marking the candidate of their choice with EITHER a check mark or an "X" and then folded once. After votes were collected, the Nominating Committee would tally the votes in the front of the room. This choice was made by the Board with the input of both candidates. During this portion, members were to remain silent.

Candidates Speaking- Cindy Vines called Anne Johnson, Kerry Kastl, and Margaret Jacobs to the front so that Anne Johnson could ask both candidates two questions. These questions were provided by Anne Johnson and Liz Barnes. Anne Johnson moderated this session.

Cindy Vines opened the voting process, and members cast their votes.

The Nominating Committee collected the ballots and reconvened to the front of the room, where Peggy Murrell read the ballots aloud, and Cherie Matheson and Deborah Moen kept independent tally records.

At 11:36AM, Cindy Vines closed the polls so that no member would be able to vote unless the membership voted to reopen the polls.

Counting of Votes: During the counting of the ballots, two ballots were deemed invalid due to being folded together. The Nominating Committee posed the question of including these votes to the membership. LaLani James made a motion to include these two ballots, and Linda Richardson seconded the motion. These two ballots were included in the tally of votes.

Reporting a Winner: Peggy Murrell reported the winner of the election to Cindy Vines. Cindy Vines reported that Kerry Kastl won the office of President of Flying Needles Quilt Guild for 2023.

FNQG General Meeting Minutes 10/13/2022

The teller's report is as follows:

- Members present eligible to vote: 64
- Absentee ballots: 6
- Total number of votes: 70
- Number of votes required to win: 36

For the Presidential Election, Kerry Kastl received 37 votes, and Margaret Jacobs received 33.

Show & Tell: Please see our Facebook page and website for pictures from Show & Tell.

Door Prizes: **Cindy Vines** and **Polly Shields** drew tickets for door prizes and thanked those who assisted in distribution of the prizes. Thank you to all who bring door prizes even if not signed up.

Final Announcements

The Paint Chip Challenge is due in November

Peggy Murrell moved to adjourn the meeting, with Sandra Congleton seconding the motion.

Meeting was adjourned at 12:28 PM.

Respectfully submitted by Margaret Jacobs

FNQG General Meeting Minutes 10/13/2022

Peggy Murrell's Statement Regarding the Invalid Votes cast in the September Election

During the 1st ballot, there were 3 invalid votes.

- One ballot had a vote for both presidential candidates
- One ballot had an "X" superimposed over a check mark
- One mail-in ballot had no inner envelope

There was an additional mail-in ballot that did not have a return address. This prevented the Nominating Committee from verifying the person's eligibility to vote. This ballot was set aside and not included in the calculation for the majority.

During the 2nd ballot, there were 2 invalid votes.

- One mail-in ballot without an inner envelope
- One unknown ballot

Hello Fellow Quilters:

I have attached the 2023 Row by Row Rules if you are interested in participating this coming year. Please read the rules carefully and remember not only are you an owner of your project box but you will be a participant in doing someone else's project.

A sign-up sheet will be at the November and December general meetings. Or you can just contact me through either text 713-382-0452, this email, or phone and I will add you to the list.

After you do your row and turn it in at the January general meeting, you will be given your first project box from another participant to work on. There is a schedule at the end of the Rules.

If you have any questions or cannot open the .pdf file with the Rules, please let me know.

Thank you,
Kaye Joachim
713-382-0452

2023 Flying Needles Quilt Guild “Row by Row” Project

This year we are going to have a fun “Row by Row” project! It is started by the first person (owner) creating the first row, and then several people (participants) take turns in adding to it until it is returned to the owner to finish making into a quilt. **The owner will supply all the fabrics (you are to use ONLY the fabric supplied in the project box/bag given by the owner), and provide a journal with your comments about what you envision for your quilt.** For this project, **each person will make a row – each row will be made, BUT NOT ATTACHED to any of the previous rows made.** It will be up to the owner once she gets the rows back to assemble the rows, add any sashings or extra rows or whatever before she finishes the quilt.

The owner will make the first row in the desired width, and each person afterwards will make a row the EXACT width as the owner’s. The next rows can be any height from 3”- 12”, however, the owner’s row can be whatever height she chooses. (As an example, if the owner makes her original row of blocks that measure 36-1/2” across, each person thereafter can then make their row to be either four 9” blocks across, six 6” blocks, nine 4” blocks, twelve 3” blocks, or may choose to do a row of applique in place of, or in combination with the blocks.) **Be sure to allow for the seam allowance so if the owner wants a finished row at 36”, you need to make it 36-1/2”.**

If you are having trouble with your row, please see Kaye or any other guild member for guidance. You can also look on YouTube or Pinterest for help and also for ideas.

OWNERS – (You are also considered a Participant)

1. **Must provide their original row** in January. Place your finished row along with **all the fabrics** that you would like to be used in the next rows in a box/bag. Provide a **journal** with your name and telephone number on the inside to be used to write your comments on what you would like your quilt to look like (if there is a theme you’d like to keep), and leave some empty pages so that each person making a row can add their comments. No name should be on the outside of the box as you hand it over to Kaye Joachim before the general meeting that month. She will give you another person’s box to take home at that time.

2. **Keep in mind that when you make your first row that you should choose a WIDTH that can have multiple options for block sizes.** (Example: A final width of 40” may work for your eight blocks measuring 5” across, but the only other options going forward are pretty much five 8” blocks, eight 5” blocks, four 10” blocks or ten 4” blocks, unless you do applique. If you want more diversity in your rows, plan on using a final width that has multiple options for different size blocks that measure between 3”-12”.) Upon completion, owners can surely, alter, add or adjust in the design of their quilt top. Remember you can always donate your quilt top to Community Services.

3. **Please provide enough fabric** to allow the participants to make their rows without having to need more fabric.

PARTICIPANTS –

1. **Each person who participates** will receive a box at the first meeting. Inside the box will be the owner’s original row. Using the fabrics in the box (**AND ONLY THE FABRICS PROVIDED**), you are to **make one row of blocks or applique that when sewed together, match the exact width of the original row.** With the owner’s comments in mind, be creative in your blocks, and have fun!

2. **Be mindful in keeping a ¼” seam in your blocks so that they don’t end up wonky as you put them together.** Make sure that **everything you sew together is trimmed to be straight and with squared corners and edges.** Again, if you are having trouble with anything, please ask Kaye or a fellow guild member or look on YouTube or Pinterest for guidance.

3. **DO NOT ATTACH TO ANY PREVIOUS ROW.** When done, place your row back in the box, leave comments in the journal about what you did, sign and date it. Return all contents of the box to Kaye at the next due date for swapping of boxes, where you will be given a different box to take home, and make another row of blocks/applique for the next person’s Row by Row.

There will be several due dates for swapping of boxes during the year. Each one is on the same day as the FNQG general meeting. Here is the schedule. Please have your rows completely done by these dates for turn-in:

January 12, 2023 (Original Turn-in before the general meeting, pick up new box)

February 9 – First row due back

April 13 – Second row due back

June 8 – Third row due back

August 10 – Fourth row due back

October 12 – Fifth row due back. This is the final turn-in, and owners will receive their box back at this time.

At this point, owners can assemble the rows in the order that she sees fit, add any sashings or more rows to complete her quilt.

COMMITMENT – By joining in this project, you are committing to working on it so that each of your rows are done by the deadlines set forth in the schedule. **Please do not sign up if you will not be able to keep the deadlines.**

**October 2022
Show 'n' Tell**



Carol Stearns with her 2020 "Frolic" Mystery Quilt, pattern by Bonnie Hunter..... And her "Girl With the Pearl Earring" collage.



Anne Johnson showed a Halloween top-
per, Storm at Sea, and her Dresden wall-
hangings/toppers



Three Quilts of Valor --
upper left one made by
Janet Kinner for a female
friend..... top one made
by **Linda Weiss**, and the
quilt to the left was made
by **Doris Olig**.





Gail Menard with her Storm at Sea



Jane Chiles made Poodle skirts and bags for her granddaughters



Martha Rose picked up this unfinished quilt at a garage sale, and finished it to give to charity.



Two finished 2022 Row by Rows -- one called Meowy Christmas by **Penny Maus**..... and a patriotic themed one by **Sherry Kruschke**




Angel Schauer made a Fall table topper, a quick table runner, and a Super Nova table runner for a pattern test for a quilt blogger.



Ginger made this during the summer, and included the Pickles cartoons on the front and back

Ginger Maddox will not be here for the **Paint Chip Challenge** reveal in November, so she is showing hers early. She had all the colors of fabric at home, so she didn't have to buy any. →



Eliza Scalia crocheted a Pokemon and a dragon.



Kaye Joachim made a test run for the pattern Appalachian Autumn in a table topper



The two quilts above were started by Ginger's mother, Billie, for Billie's great-grand nieces. Ginger finished them.



Joan Martin made lots of things for her family, as she will be visiting them very soon -- quilts and table runners



Each of the four table runners had a patriotic back



Konnie Glaze had time to make a couple Halloween wallhangings for the Flying Needles Boutique.



Konnie Glaze made a large quilt from Bonnie Hunter's pattern called Appalachian Autumn, which Konnie will be teaching a workshop for this month!

She also made some cute bowl fillers (above)



Linda Weiss finished her "All Around the Garden" quilt that was started in **LaLani James'** class at this year's Retreat in February. And she also made a special quilt for a friend who is battling cancer, and loves to fish.




Z Gibson made a quick table runner, and also a large quilt for her brother





Margaret Jacobs
finished a quilt top



Kerry Kastl finished a quilt that Peggy Murrell then
quilted for her



Jayne Pendergast finished
a crocheted shawl


**HAPPY
HALLOWEEN**