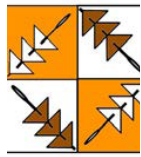


December 2022

Needle Notes



Flying Needles Quilt Guild, Inc.
P.O. Box 1652
Niceville, Florida 32588
needlenotes@cox.net
www.flyingneedlesquiltguild.org

Mark Your Calendars
December 1—Board Meeting / Sit-n-Sew
December 15—General Meeting

<i>Points of Contacts</i>	
President	Cindy Vines 407-963-3757
1st V.P.	Deborah Moen 850-218-6607
2nd V.P.	Liz Barnes 678-640-1104
Secretary	Margaret Jacobs 850-460-4968
Treasurer	Anne Johnson 850-712-5830

December Program

Annual potluck
L-Z please bring a dish to share.

December Workshop

No workshop this month

December	
Door Prizes	Hostess
Jane Chiles	L-Z

Thanks to all the ladies who don't sign up but still provide us with delicious things to eat and also door prizes!! Also, thanks to you also for all your help in the kitchen.

Needle Notes

November Attendance

67 members

1 returning member: Janie Morris

1 guest: former member Gail Martin—
Ginger's cousin

69 TOTAL

December Birthdays

Menard, Gail	2
Chiles, Jane	3
Johnson, Ruth	6
Leger, Katherine	6
Atkinson, Theresa	16



Sneakers Wanted

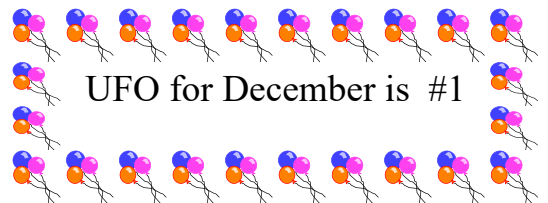
Barbie O. and Anne Marie W. want to collect your gently used sneakers of all sizes. The goal is to repurpose the sneakers and avoid adding to the landfill. Please bring your gently used sneakers to our November and December guild meeting for Anne-Marie and Barbie.

Anne-Marie Suszek-Wilkerson
850-543-2276



Please send future Needle Notes submissions to Peggy Murrell. Thank you for taking on the newsletter Peggy. I hope you enjoy it as much as I did.

November's strips were won by Ruth Johnson. December's strip club and Friendship blocks will be stripes.



Quilter's Walk Donations Needed

Quilter's Walk for the guilds Emerald Coast Quilt Show is collecting items. We need larger sized baskets, quilt kits, any size batting, fat quarters, layer cakes, charm packs, vintage sewing items, quilts, patterns, member business sponsored baskets also are encouraged. Thank you in advance for your generosity!

Please contact, Deborah Moen



Paint Chip Challenge Results

Thanks to all who participated in the 2022 Paint Chip Challenge. This challenge was well received and everyone was impressed with the resulting beautiful projects. Congratulations to our winners:

Kerry Kastl and Margaret Jacobs tied for viewer's choice winner Robin Easter-Neubauer won the best use of color/interpretation of chips.

We are looking forward to future challenges and hope that we see even more participation in our next challenge.

"ROW BY ROW starts at the January general meeting. If you are participating, please bring in your own project in a box or bag and a journal with your name and telephone number in it. I have attached the rules again for your convenience. You can still sign up at the December general meeting or contact Kaye Joachim."



FNQG Board Meeting Minutes 11/03/22

- Board meeting called to order at 9:00 AM
- Cindy had a few moments of prayer
 - Passed around an attendance sheet
- Members present: Cindy Vines, Konnie Glaze, Cherie Matheson, Anne Johnson, Margaret Jacobs, Deborah Moen, Liz Barnes, Shirlee Carter, Penny Maus, Anne Marie Wilkerson, Barbi Oulette, Jo Peppey, Kaye Joachim, Marisol Kingsbury, and Linda Weiss. Kerry Kastl and Sharon Jacobs attended via phone.
- Margaret
 - Read October's Board Meeting Minutes
 - No edits or additions
 - Minutes passed
- Anne: Treasurer's Report
 - May's report was accidentally sent out
 - Correct report will be emailed out
 - Income: quilt raffle, opportunity quilt (QOV)
 - Sent out with reminder email for November General Meeting
- Cindy
 - Nov 14-18: building is off limits
 - Community Service Meet and Greet moved to Sanctuary (Nov 17)
 - No refreshments
 - Church would not like anyone not involved with quilt guild at the facility this week
 - Extra items: could be donated to the church; Linda would like to keep them within the charities supported by the guild
 - Stocking count for 2022: 1,130
- Linda
 - Sherri Hayes: stepping up and becoming Community Service Coordinator
 - Deborah Moen will be the back-up
- Kerry: Newsletter
 - Peggy Murrell will be taking over the Needle Notes
 - Jayne Pendergast has resigned
 - Will be announced at the December General Meeting
- Konnie: Food Drive Information
 - Fully covered all food items under Thanksgiving list: 14 turkeys
 - Monetary gifts will also be accepted
- Cindy and Kerry: meeting on November 7 for a Presidential Hand-off Meeting
- Deborah Moen
 - November Program: Paint Chip Challenge Reveal
 - Prizes
 - Viewer's Choice
 - Best Use of Color
 - December Program: Reveal
 - Possible Quilt Auction

FNQG General Meeting Minutes 11/10/22

- Clndy Vines called the meeting to order at 10 AM
- Linda Weiss led the prayer and pledge.
- Penny Maus- Membership
 - 67 members present
 - New member: Janie Norris
 - Guest: Gayle Martin
- Margaret Jacobs- Minutes
 - No additions or edits
 - Linda Richardson made the motion to approve the minutes and Zee Gibson seconded the motion.
 - The motion passed, and the minutes were approved.
- Anne Johnson- Treasurer
 - Incorrect report sent out in newsletter
 - Correct report sent out in separate email
 - Balance- \$21,893.19 as of 11/10/23
 - Envelopes available for New Hope Food Drive monetary donations
 - Angel Schauer- accepting donations for her church's food bank, tickets for quilt
- Deborah Moen
 - December Social- moved to December 15th
 - No Sit 'N Sew
 - No Free Table
 - Mock Judging of a Quilt
 - Possible Quilt Auction
- Cindy Vines
 - Still deciding how Board will be meeting for December
- Liz Barnes- 2022 Workshops
 - Nothing to Report
- Konnie Glaze- 2023 Workshops
 - Jan: Cosmopolitan Bag with Kaye Joachim
 - \$3 pattern fee
 - Feb: Mile a Minute Sewing
 - Mar: Woolies with Jeanie Donnelly
 - \$5- pattern fee
 - Kit will be available
- Nancy Kramer- Sunshine and Shadows
 - Evelyn Dowdy was sent a get-well card.
- Cindy- has been meeting with Keri to iron out Member Service Coordinators
- Linda Weiss
 - Sherri Hayes- stepping up as Community Service Coordinator
 - Deborah Moen will act as her back-up
 - November 17th- Community Service Meet and Greet
 - Meeting in the Sanctuary
 - No food allowed

- 9 AM-12 PM
 - Stocking Count: 1,130
 - Quilt Show
 - February 8- deadline to enter quilt in show
 - February 28- drop quilts off at the fairground
 - March 2- set up for the show; quilts are hung
 - March 3,4- Quilt Show
- Jayne Pendergast- Newsletter
 - Inputs are due 16 November 2022
- Grace Grimsley- Strip Club
 - Valerie Holmes won this month. Stripes are the print for next month.
- Kaye Joachim- Row by Row
 - Sign-up sheet will be passed around this month and next month. Deadline to sign up is the end of the December Social.
- Anne Johnson- Paint Chip Challenge
 - 18 completed challenges
 - Voting went out to members
 - Keri Kastle and Margaret Jacobs tied for Viewer's Choice.
 - Robin Master won the Best Use of Color.
- Barbi Oulette- Quilts of Valor
 - Thank you to everyone who donated items
 - Quilts to be bound- ready in Dec, Jan.
 - Future presentation dates at the Armament Museum- To begin at 1 PM
 - Dec 10
 - Jan 14
 - Feb 11
 - March 18
 - April 15
 - November 11- Poquito Bayou Presentation, 4 PM
 - 8-9 Veterans being presented
 - 8 Poquito Road
 - 48 quilts presented so far this year
- Sharon Jacobs- UFO
 - Margaret Jacobs, Jayne Pendergast completed projects this month.
 - UFO #1 is due in December
- Birthdays- Penny Maus
 - Jeanie Donnelly won the Birthday Drawing.
- Mary Ann Sharp- Hospitality
 - Thank you to everyone who helps set up
 - December social- last name L-Z, please bring food.
- Cindy Vines for Sonja- December Block
 - Thank you to all who participated
- Announcements
 - LaLani James

- Doreen Hoyt- unable to come this year
 - Card Shower; Friendship Block Quilt
 - Anne Marie Wilkerson
 - Co-founder of NW FL Comfort Quilt
 - Angel Schaeur
 - Saturday, November 19th
 - Drawing for Quilt
 - Paulina Roof
 - Judy Daniels
 - November 19: 11 AM
 - Destin UMC
 - Celebration of Life
 - Silver Threads Guild Member
- Show and Tell
 - Please check our Facebook page for pictures of all the projects shown.
- Door Prizes- Cindy Vines and Debby Daigle
- Adjourn
 - Cherie, Angel
 - Adjourned at 12:12 PM

FNQG Monthly Treasurer Report as of 10/15/2022										
		March	April	May	July	Aug	Sept	Oct	Nov	2022 Actual
Revenue										
Contributions/Donations										\$ -
In-Kind Donations			\$ 231.19		\$ 18.99					\$ 250.18
General Donations		\$ 78.65		\$ 51.71			\$ 67.78			\$ 198.14
Program Service Revenue										
Community Service		\$ 30.00							\$ 9.00	\$ 39.00
Door Prizes		\$ 144.00	\$ 138.00	\$ 104.00	\$ 162.00	\$ 130.00	\$ 155.00	\$ 137.00	\$ 149.00	\$ 1,500.00
Fundraising Revenue		\$ 15.00		\$ 510.00					\$ 183.00	\$ 1,106.00
Interest		\$ 0.16	\$ 0.14	\$ 0.15	\$ 0.15	\$ 0.15	\$ 0.16	\$ 0.17		\$ 1.63
Programs										\$ -
Workshops										\$ -
Membership Dues		\$ 50.00	\$ 79.25	\$ 50.00	\$ 32.00	\$ 36.25	\$ 25.00	\$ 717.00	\$1,141.00	\$ 2,280.50
TOTAL REVENUE		\$ 317.81	\$ 448.58	\$ 715.86	\$ 213.14	\$ 166.40	\$ 247.94	\$ 854.17	\$1,482.00	\$ 5,375.45
EXPENSES										
	2022 Budget	Mar	Apr	May	Jul	Aug	Sep	Oct	Nov	2022 Actual
Program Services										
Community Service Expenses	\$ 500.00						\$ 122.77			\$ 287.12
Door Prize Expenses	\$ 25.00	\$ 23.11								\$ 55.07
Historian Expense	\$ 75.00									\$ -
Hospitality Expense	\$ 175.00		\$ 40.33	\$ 35.83			\$ 17.86			\$ 94.02
Membership Expense	\$ 300.00								\$ 66.85	\$ 282.85
Newsletter	\$ 100.00									\$ -
Publicity Expense	\$ 500.00									\$ -
Sunshine & Shadows	\$ 125.00								\$ 49.45	\$ 49.45
Programs Expense	\$ 400.00								\$ 50.00	\$ 50.00
Workshops Expense	\$ 50.00									\$ -
Other/Misc	\$ 50.00									\$ -
Management and General										
Operating Costs	\$ 3,500.00	\$ 25.85	\$ 146.00			\$ 50.00	\$ 56.09		\$ 43.86	\$ 3,347.42
Technology	\$ 500.00	\$ 191.88							\$ 31.98	\$ 223.86
Fundraising	\$ 150.00						\$ 250.00	\$ (250.00)		\$ 6.31
TOTAL EXPENSES	\$ 6,450.00	\$ 240.84	\$ 186.33	\$ 35.83	\$ -	\$ 50.00	\$ 446.72	\$ (250.00)	\$ 242.14	\$ 4,396.10
Bank Balance		\$18,089.02	\$18,173.94	\$17,391.03	\$18,035.25	\$17,828.97	\$19,890.16	\$23,148.91	\$22,989.49	
Other Special Projects										
QOV Income										
QOV Budgeted	\$ 2,500.00									
QOV Donations										\$ -
2022 QOV Opp Quilt Raffle		\$ 135.00	\$ 67.00		\$ 235.00		\$ 200.00	\$ 345.00		\$ 982.00
QOV Expenses		\$ 550.26	\$ 742.72						\$ 83.97	\$ 1,967.45
QOV Balance	\$ 2,500.00	\$ 1,494.24	\$ 818.52	\$ 818.52	\$ 1,053.52	\$ 1,053.52	\$ 1,253.52	\$ 1,598.52	\$ 1,514.55	\$ 1,514.55
OTHER SPECIAL FUNDRAISING EVENTS (Retreat and Quilt Show in Alternating Years)										
2023 Quilt Show Budgeted	\$ 5,000.00	\$ 5,000.00	\$ 5,000.00	\$ 5,000.00	\$ 5,000.00	\$ 5,000.00	\$ 5,000.00	\$ 5,000.00	\$ 5,000.00	\$ 5,000.00
2023 Quilt Show Income						\$ 1,287.00	\$ 810.00		\$ 502.50	\$ 2,599.50
2023 Quilt Show Expenses					\$ 139.42	\$ 300.00			\$ 186.41	\$ 625.83
2023 Quilt Show Balance	\$ 5,000.00	\$ 5,000.00	\$ 5,000.00	\$ 5,000.00	\$ 4,860.58	\$ 5,987.00	\$ 5,810.00	\$ 5,000.00	\$ 5,316.09	\$ 6,973.67
2023 Opportunity Quilt										
2023 Opp Quilt Income								\$ 98.00		\$ 98.00
2023 Opp Quilt Expenses										\$ 394.91

FNQG Facebook Group

The guild Facebook group is a place to share what quilting project you are working on, to ask questions, see the show and tell pictures, participate in chats, and to find information about guild activities. All guild information is available through the Needle Notes and on the website, and Facebook is an added back up. Our traffic and posts have increased greatly in the past few months, and it has been very exciting. Please be sure to keep your posts to guild and quilting related topics. Yes, you can sell your quilting items in the group. At times, we also have someone contact the guild to sell a machine or to advertise an estate sale.

'Featured Posts' are the most current and up to date information coming from the guild. You can find these posts just under the field that reads 'Write something' where you would make a post. You can scroll through the featured posts right there, and open a post by simply clicking on it. In the featured posts you will find the quilt show entry packets. The packets can also be found under 'files' for the group, along with other patterns and the color presentation.

I am the administrator of our Facebook group which essentially means, I screen people asking to join, and monitor posts for appropriateness etc. Everyone in the guild is free to make posts, especially board members and chair people who wish to communicate about their area of responsibility or create a challenge. I do not have to make the posts, but I am always available to assist and make posts if needed; for example, if you are not on Facebook.

Thank you,

Konnie Glaze

<https://www.facebook.com/groups/137493669595631>

[FNQG 2023 WORKSHOPS](#)

Workshops are held each month on the fourth Thursday of the month, with the exception of February, November and December. This year, we are having a February workshop since the Quilt Show is in March. The workshop cost is \$5 paid to the leader the day of class, and some months have pattern and kit fees as well. Sign up and supply sheets are at the general meetings, and you can find the supply sheets on the website. Join us this year for some fun workshops and try your hand at something new! Contact Konnie Glaze with questions.

January 26, 2023 Workshop **Cosmopolitan Tote Bag**

Led by Kaye Joachim

Cost for workshop is \$5.00 due at workshop

Cost for pattern is \$3.00

Please be sure to label and fuse all your pieces

after cutting at home before class, and make your straps whatever way you normally make straps for a tote bag. This will help get things going faster during class.

**See Kaye at the January Sit-n-Sew if you need some guidance on fusing or making straps, etc.



February 23, 2023 Workshop **Mile a Minute Quilt Blocks**

Led by Konnie Glaze

No class fee this month

Door Prizes!!

We will be sewing our scrap strips and crumbs a Mile a minute! What you make with the blocks you create, and what layout you use, will be entirely up to you. I'm excited to see what everyone will come up with.



March 23, 2023 Workshop **Jack's Lunch – wool appliqué**

Led by Jeanie Donnelly

\$25 kit and pattern due when you sign up

Cost for workshop \$5 due at workshop

The kit will include the flannel background fabric, wool pieces pre-fused to soft-fuse, and pearl cotton thread. You will learn several stitches as you put together Jack and his lunch: whip stitch, blanket stitch and feather stitch.



2023 Flying Needles Quilt Guild “Row by Row” Project

This year we are going to have a fun “Row by Row” project! It is started by the first person (owner) creating the first row, and then several people (participants) take turns in adding to it until it is returned to the owner to finish making into a quilt. **The owner will supply all the fabrics (you are to use ONLY the fabric supplied in the project box/bag given by the owner), and provide a journal with your comments about what you envision for your quilt.** For this project, **each person will make a row – each row will be made, BUT NOT ATTACHED to any of the previous rows made.** It will be up to the owner once she gets the rows back to assemble the rows, add any sashings or extra rows or whatever before she finishes the quilt.

The owner will make the first row in the desired width, and each person afterwards will make a row the EXACT width as the owner’s. The next rows can be any height from 3”- 12”, however, the owner’s row can be whatever height she chooses. (As an example, if the owner makes her original row of blocks that measure 36-1/2” across, each person thereafter can then make their row to be either four 9” blocks across, six 6” blocks, nine 4” blocks, twelve 3” blocks, or may choose to do a row of applique in place of, or in combination with the blocks.) **Be sure to allow for the seam allowance so if the owner wants a finished row at 36”, you need to make it 36-1/2”.**

If you are having trouble with your row, please see Kaye or any other guild member for guidance. You can also look on YouTube or Pinterest for help and also for ideas.

OWNERS – (You are also considered a Participant)

1. **Must provide their original row** in January. Place your finished row along with **all the fabrics** that you would like to be used in the next rows in a box/bag. Provide a **journal** with your name and telephone number on the inside to be used to write your comments on what you would like your quilt to look like (if there is a theme you’d like to keep), and leave some empty pages so that each person making a row can add their comments. No name should be on the outside of the box as you hand it over to Kaye Joachim before the general meeting that month. She will give you another person’s box to take home at that time.

2. **Keep in mind that when you make your first row that you should choose a WIDTH that can have multiple options for block sizes.** (Example: A final width of 40” may work for your eight blocks measuring 5” across, but the only other options going forward are pretty much five 8” blocks, eight 5” blocks, four 10” blocks or ten 4” blocks, unless you do applique. If you want more diversity in your rows, plan on using a final width that has multiple options for different size blocks that measure between 3”-12”.) Upon completion, owners can surely, alter, add or adjust in the design of their quilt top. Remember you can always donate your quilt top to Community Services.

3. **Please provide enough fabric** to allow the participants to make their rows without having to need more fabric.

PARTICIPANTS –

1. **Each person who participates** will receive a box at the first meeting. Inside the box will be the owner’s original row. Using the fabrics in the box (**AND ONLY THE FABRICS PROVIDED**), you are to **make one row of blocks or applique that when sewed together, match the exact width of the original row.** With the owner’s comments in mind, be creative in your blocks, and have fun!

2. **Be mindful in keeping a ¼” seam in your blocks so that they don’t end up wonky as you put them together.** Make sure that **everything you sew together is trimmed to be straight and with squared corners and edges.** Again, if you are having trouble with anything, please ask Kaye or a fellow guild member or look on YouTube or Pinterest for guidance.

3. **DO NOT ATTACH TO ANY PREVIOUS ROW.** When done, place your row back in the box, leave comments in the journal about what you did, sign and date it. Return all contents of the box to Kaye at the next due date for swapping of boxes, where you will be given a different box to take home, and make another row of blocks/applique for the next person’s Row by Row.

There will be several due dates for swapping of boxes during the year. Each one is on the same day as the FNQG general meeting. Here is the schedule. Please have your rows completely done by these dates for turn-in:

January 12, 2023 (Original Turn-in before the general meeting, pick up new box)

February 9 – First row due back

April 13 – Second row due back

June 8 – Third row due back

August 10 – Fourth row due back

October 12 – Fifth row due back. This is the final turn-in, and owners will receive their box back at this time.

At this point, owners can assemble the rows in the order that she sees fit, add any sashings or more rows to complete her quilt.

COMMITMENT – By joining in this project, you are committing to working on it so that each of your rows are done by the deadlines set forth in the schedule. **Please do not sign up if you will not be able to keep the deadlines.**

November's Program
Paint Chip Challenge Reveal



Members of the guild voted for their favorite piece, and it was a tie between **Kerry Kastl's** boot and **Margaret Jacobs' Granny Square** design!



Participants in the Paint Chip Challenge brought their finished projects for judging.

Top Row: Kaye Joachim, Anne-Marie Wilkerson, Carol Stearns, two for Diane Roberson, Lisa Lydston, and Valerie Holmes

Middle Row: Kerry Kastl, Margaret Jacobs, Cheri Perry, Gail Menard, Bunny Orr, Jeannie Neckar, and Janet Kinner

Bottom Row: Jane Chiles, Lori Paice, Linda Hudson, and Robin Easter

The Paint Chip Challenge Committee voted for the one who had the best use of color that matched their paint chips. The winner was **Robin Easter!**



November Show 'n' Tell



Anita Stevens showed her finished 2019 December Blocks quilt, where she framed each block with a different color. The back of it was cleverly pieced to form an enlarged block.



Janet Kinner made this sashed bird quilt from a Missouri Star Quilt pattern, and used a Blossom panel she cut up for part of the birds, cornerstones, and HST's on the sides.





Anita Stevens also made this sampler block with many appliques, and it was hand quilted.

Janet Kinner also embellished this jeans jacket with fish



Kerry Kastl made this "Stormy Mermaids" quilt from the Storm at Sea pattern. The centers were fussy cut, and the back is shown on the right.



Diane Roberson showed a stained glass Poinsettia that she learned how to make in a class.....

..... and Angel Schauer made this Wonky Trees table topper





Diane Roberson made this Slow Stitch quilt in gradient colors in an "X" pattern for a recent challenge.



"Love is in the Air.....
Spring is in my Heart"



Gail Menard did a quilt challenge with her other guild in New Hampshire back in 2004. It was in someone else's hands until they tracked her down and returned it recently.



Doris Olig made two Quilts of Valor -- She has made 10 Quilts of Valor in the last year!



Kaye Joachim made this quilt with a fish panel for her brother-in-law who loves to fish



Cathy Ferkes finished her Ricky Tims Charm Wreath wallhanging that was Foundation Paper Pieced



Karen Garland finished a quilt that her mom had started back in 1985..... and she also finished a turtle thread catcher




Anne Johnson finished this quilt with a Disappearing Shoefly pattern



Linda Weiss showed 4 items -- a Fall quilt, a Storm at Sea quilt, a Fall appliqued table runner, and a red wreath



Konnie Glaze made several zippered pouches to hold scissors for the Flying Needles Quilt Guild Boutique, where items will be for sale at the 2023 Quilt Show.



Martha Rose made some place mats from some John Deere fabric she retrieved from the Free Table




Robin also made this Fuse, Fold and Stitch tote bag



Two 2022 Row by Row quilt tops put together -- **Linda Hudson** and **Robin Easter**

Sherri Hayes made this Appalachian Autumn wallhanging/table topper, but tweaked the pattern a little to make it her own design



Shirlee Carter made these two quilts -- one in "moody blues" with the Eye of the Tiger label she embroidered..... and one for someone who likes earth tones



Ruth Johnson made this Jelly Roll Sizzle quilt



UFO's



The front and back of a tied blanket that Margaret Jacobs made for a friend going through some tough times



Jayne Pendergast finished a crocheted Nativity scene with 8 pieces, including an angel on the right



