

Needle Notes

February
2023

February Program

Anne Johnson, 1st VP

Scrapalicious—What is a Scrap?

Scrap and quilt, quilt and scrap. Every quilter makes scraps, but what is your relationship with scraps? Do you love them or hate them? Bring your favorite scrappy blocks, organization techniques, and quilts.

In preparation for Konnie's February Mile a Minute scrappy workshop and the December Block challenge, we will be talking with Ruthie Reynoso (our resident Queen of Scraps) about her scrappy likes, dislikes, and techniques. Let's have fun and share techniques and thoughts on organization. As we share ideas, you may come up with a scrap partner who will take your scraps or vice versa!

February Workshop

Konnie Glaze, 2nd VP

Mile a Minute Quilt Blocks

February 23, 2023

Led by Konnie Glaze

No class fee this month

Door Prizes!!

We will be sewing our scrap strips and crumbs a Mile a Minute!

What you make with the blocks you create, and what layout you use will be entirely up to you. I'm excited to see what everyone comes up with.



Meeting Reminders

- ◆ UFO#: 3
- ◆ Strip color: Red and White
- ◆ Hostesses: Liz Barnes and Polly Shields
- ◆ Door Prizes: No volunteers
- ◆ Bring your Row by Row project boxes

February Events

- ◆ 2: Board Meeting, Sit-n-Sew
- ◆ 9: General Meeting
- ◆ 16: Newsletter inputs due
- ◆ 16: Community workshop
- ◆ 23: Mile a Minute Workshop
- ◆ 28: Drop off your quilts for the quilt show

2023 Emerald Coast Quilt Show

Overview: Linda Weiss

March 3rd & 4th at the Fort Walton Beach Fairgrounds, Beal Pkwy

The quilt show is fast approaching.

We have some absolutely beautiful quilts being entered. If you are entering a quilt I want to remind you to have a sleeve on the back for hanging, a label on the quilt and a label on the pillowcase for your quilt.

The deadline for entering quilts is Feb 1st. We are rapidly approaching the limit of quilts in the judged categories, although we still have room in the non-judged category. Entry forms are on the web site. I recommend using your computer, a tablet or notebook rather than your phone to download. Pictures can be sent to my email address, (quilt60@hotmail.com). It takes time to process your entries and to develop a layout for the show, so please do not wait until the last minute. You can save time by sending your entries directly to my home address. If you have any questions or concerns please call me at (317) 966-9477.

Quilt drop-off is Feb 28th between 9 and 11 am at the Fort Walton Beach Fairgrounds. If you have multiple quilts please make sure you have something like a wagon or suitcase on wheels to transport from the parking lot to the building. We are trying to make the drop-off procedure as easy as possible but you may have to stand in line.

We need volunteers to work during the show. Please see Konnie Glaze to find out where and when you are needed.

If you do not live very close to the show but are going to volunteer prior to and during the show, I have a block of rooms on hold at the Best Western in Niceville for those who do not want to drive back and forth. You need to book your room now. The Fairgrounds also has RV hook-up for \$30/night (including, water and electricity).

It takes participation on everyone's part to make the show a success. If you have never been to a show or

involved in a show, I can guarantee it is well worth the effort and rewarding for everyone!

Looking forward to a wonderful show and seeing you there!

Volunteers: Konnie Glaze

Thank you to everyone who has volunteered to help with the quilt show! We are so grateful, and we couldn't do it without you!

If you are unsure what times you have signed up for, please check with Konnie.

Here are the remaining volunteer needs for the quilt show:

Friday 3/3/23, 3:00 pm to 5:00 pm: we need two hostesses.

Saturday 3/4/23, after the show closes: we need five people to organize quilts at the distribution tables by category as prescribed by the people returning the quilts to their owners.

Any spouses who are available will be a big help.

We need tall people to help with quilt hanging (Thursday) and quilt takedown (Saturday).

Remember that volunteers who put in a minimum of 4 hours get into the show free.

Please contact Konnie or see her at the workshop table at the February meeting to volunteer and to confirm your schedule.

Publicity: Bunny Orr

We made the Mid Bay News! Check out the article about our quilt show at <https://midbaynews.com/post/niceville-quilters-honor-military-in-upcoming-show-with-special-designs>

2023 Emerald Coast Quilt Show

In addition to the wonderful display of quilts, there are many other activities taking place as part of the quilt show. Check out all the details below and on the next page. As Linda said, the show will be well worth your while!

Demonstrations: Kaye Joachim

Stop by and watch the demonstrations at the Quilt Show:

Friday 3/3

- 9:30 - Diane Roberson - Freezer Foundation Paper Piecing
- 10:00 - Lisa Lyston - Free Motion Feathers
- 10:30 - Anne Johnson - Mitered Corners
- 1:30 - Tracey Walker - Machine Appliqué
- 2:00 - Deb Chilcote - English Paper Piecing
- 2:30 - Barbi Ouellette - Flange Binding

Saturday 3/4

- 9:30 - Gayle Underwood - Civil War Quilts
- 10:00 - Robin Easter - QAYG (Quilt As You Go) with Sashing
- 10:30 - Theresa Atkinson - Stabilizers and how to use them
- 1:30 - Jeannie Donnelly- Woolies
- 2:00 - Laura Nelle Goebel - Hand Stitching
- 2:30 - Barbi Ouellette - QOV Presentation

Quilts of Valor: Barbi Ouellette

We will have sewing machines set up so people can make blocks for Quilts of Valor.

We will be awarding 3 Quilts of Valor at the quilt show. These vets will be given free admission to the quilt show.

Boutique: Marisol Kingsbury

Be sure to check out all the wonderful member-made items at our boutique tables at the quilt show!

Quilter's Walk: Deborah Mohn

The Quilt Show will have up to 30 themed baskets containing quilt kits, assorted fabric, sewing notions, and vintage items. Plus, there will be member-made quilts paired with a ladder, or a quilt hanger/shelf, or a mahogany quilt hanger. Our own guild members, the community, and several shops have made incredibly generous donations. Each prize is valued \$125 - \$300+, thanks for the support!

Tickets are \$5 for 20 tickets. That's one chance for 20 different baskets, or 20 chances on your favorite!

If you have offered to donate items or put a whole basket in the Quilter's Walk, please contact Deborah Moen by the General Meeting, Thursday, February 9, 2023. Thank you!

Boutique: Marisol Kingsbury

Thank you to all members who have been continuously making beautiful art work for the boutique. The inventory is growing, but we still are in need of more items to have a variety.

The quilt show is my first big event, so it is hard to know what will sell.

Any items, big or small, are welcome; just think about what items would you like to buy when you go to a craft show!

At the moment I have very few microwave bowls, so I will need a few more. **IMPORTANT:** Microwave bowls must be made using only cotton materials, batting, and thread.

Pillowcases would also be appreciated.

2023 Emerald Coast Quilt Show

Vendors: Gail Menard

Be sure to visit the vendor booths at the show, and please continue to support them after the show!

Bimini Quilting
Niceville, FL
Ginger Maddox

Camellia Palms Retreat Center
23622 Fifth Ave.
Floral, FL
Taylor Smith

Janet's Purses and Quilts
Niceville, FL
Janet Kinner

Martelli Enterprises
Pensacola, FL

My Sewing Barn
5201 Dogwood Dr.
Milton, FL
Marshalla Thompson

Quilted Creations
24 Main St.
Headland, AL
Sherry Burkhalter

A Quilter's Place
4780 Live Oak Church Rd.
Crestview, FL
Dawn Toth

The Quilting Cushion
Hendersonville, TN
Kellye Shearon

The Sewing and Training Center
913 Beal Pkwy NW, Suite F
Fort Walton Beach, FL
Debra Jacobs & Brandi Hotto

Stitcher's Quest
300 Mary Esther Blvd, Suite 91
Mary Esther, FL
Judy Musteric

Sweet Home Quilting and Supplies
893 Capshaw Rd, NW
Madison, AL 35757-7307
Robin Price

A Message From Your President: Kerry Kastl

Hello All,

I got some great feedback on Anne's "Getting to Know You" program. Even if the person sitting next to you is your BFF, you most likely still learned something about them. Thanks for the lively discussion.

The next few weeks are going to be focused on our Quilt Show. There are a lot of moving parts to getting this done; everyone involved has been working steadily, day, night and weekends, to make sure it comes together without a hitch. If you haven't volunteered to work some part of the show, please contact Konnie Glaze.

We always welcome inputs from guild members. PLEASE let the board know beforehand so that we can adjust the agenda and make room.

Thanks everyone, see you in February.

Kerry

FNQ 2023 Workshops: Konnie Glaze

Workshops are held each month on the fourth Thursday of the month, with the exception of February, November and December. This year, we are having a February workshop since the Quilt Show is in March. The workshop cost is \$5 paid, and some months have pattern and kit fees as well. **All fees are due at signup. If you have signed up for a workshop, but not paid, please stop by the workshop table at the February meeting.** Sign up and supply sheets are at the general meetings, and you can find the supply sheets on the website. Join us this year for some fun workshops and try your hand at something new!
Contact Konnie Glaze with questions.

March 23, 2023 Workshop

Jack's Lunch – wool appliqué

Led by Jeanie Donnelly

\$25 kit and pattern due when you sign up

Cost for workshop \$5 due when you sign up

The kit will include the flannel background fabric, wool pieces pre-fused to soft-fuse, and pearl cotton thread. You will learn several stitches as you put together Jack and his lunch: whip stitch, blanket stitch and feather stitch.

Note: If you signed up for the March workshop, 'Jack's Lunch' please see Konnie Glaze at the January 12th general membership meeting to pay for the pattern and kit. It's \$25 total for the pattern and kit which must be prepaid before the order is placed after the January 12th meeting.



May 25, 2023 Workshop

DISAPPEARING PINWHEEL TWIST QUILT

Led by Carol Stearns


\$5 fee paid at signup.

45" by 55" quilt

Supply List

- Twelve 10" bright squares or ½ layer cake; can be scraps as well
- Twelve 10" neutral, white or cream squares
- Bring a few extra 10" squares just in case you cut wrong
- Approximately 1 to 1 ¼ yd of fabric for border
- Machine in good working order, rulers, rotary cutter, threads and supplies

This is a free pattern from Missouri Star and other YouTube stars.



Sharing and Caring: Gail Menard

The New Hope Baptist Church plans to have a large distribution of food items at the beginning of February and will again deplete their supplies. They are asking that we use the same food list as we used in January and they are very appreciative of all our donations. Food items or monetary donations are accepted. Checks should be made payable to New Hope Baptist Church, and you can give them to me at the meeting.

Please let me know by February 4th. what you plan to donate so I can notify the Food Pantry. Bring your food items to the meeting on February 9th and put them in the yellow Dollar General shopping cart.

Thank you so much for your generosity.

Food Pantry Distribution-Inventory List Sat, 28 Jan 2023

Item	Need for 28 Boxes Sat, 28 Jan 2023	FNQG Donations
Canned Chicken	24	
Canned Tuna	52 40	12
Cookies	28	
Green Beans	52	
Canned Tomatoes	28	
Corn	52	
Peas	52	
Applesauce	24	
Vegetable Soup	48	
Chicken Noodle Soup	48	
Pasta Sauce	24	
Pasta Spaghetti	24	
Shelved Milk	24	
Cheerios	24	
Rice Krispies	24	
Boxed Instant Oatmeal	24	
Mac 'n Cheese	24 19	5
Bread Loaf	28	
Jelly, Jam, or Preserves	28	
Peanut Butter	24	
Instant Mashed Potatoes	24	
Ground Sausage Roll (frozen)	28	
Ground Turkey Roll (frozen)	28	
Box Margarine	14	

Row by Row, 2023: Kaye Joachim



If you participated in the 2023 Row by Row, the row you took home at the January general meeting is due back at the February general meeting. Give it to Kaye before the meeting starts and she will give you the next row.



February Birthdays

James, LaLani
Nettles, Melanie
Scalia-Dalton, Eliza
Kingsbury, Marisol
Chilcote, Deb
Krzan, Jeannie
Maddox, Ginger
Morris, Janie
Ouellette, Barbi
VanHoesen, Linda
Stephens, Anita

Community Service: Sherri Hayes

We had a great turn out for our 1st 2023 Community Workshop. Some delicious dishes were brought for snacks/lunch and the fellowship was awesome.

We made 47 stocking kits, which equates to 235 stockings, and ~50 bags.

In February we will focus on making pillowcase kits and sewing stockings.

March we will continue to focus on cutting stocking and pillowcase kits, and the option to sew stockings.

First quarter's main objective is to build kits for guild members who are unable to attend the workshops.

Newsletter: Peggy Murrell

Thanks to everyone who provided newsletter content. Keep it coming.

Send content for upcoming issues to me at pmurrellp@gmail.com.

Content Due Dates

February 16
March 23
April 20
May 18
June 22
July 20
August 24
September 21
October 19

Workshop and Volunteer

Etiquette

When you sign up for volunteer positions, workshops, guild events, door prize or food hostess, please be sure to note these guild commitments in your personal calendar. We are counting on you to deliver and fulfill your commitment.

Workshop teachers are planning for your attendance, so please be mindful of their time and effort in preparing for the workshop. Teachers prepare samples, display boards, make pattern copies, and some order supplies and put kits together, often paying for some supplies out of their own pocket. If you are unable to attend a workshop after signing up, please be courteous and let the teacher know at least a day in advance.

Going forward, we will be collecting the \$5 workshop fee, along with any kit and pattern fees, when you register for a workshop. All fees will go to the workshop teacher. If you pay for a kit or pattern at sign up, and you are unable to attend the workshop, the teacher will give these items to you at the next meeting.

Programs: Anne Johnson

Thanks for your participation in the **Getting to Know You** program in January. It was a lot of fun finding out more about other members like who loves and who hates doing binding and who is a crazy cat lady. Please try to take a minute at each meeting to learn something new about at least one other member. And attend the workshops where the number of participants is smaller, making more in depth conversation easier. Let this be the year of new friendships!

National Quilting Day

National Quilting Day is Saturday, March 18th. This is the day of both the Panama City and Pensacola Quilt shows. Because of that, the guild voted to not hold a formal get together on this day. But if you have time, take some time to quilt by yourself or a small group of friends and post your progress on our Facebook group.

Happy Quilting!

Membership: Penny Maus

What a fun program in January! Karen Garland and I got to know more about each other besides both of us being crazy cat ladies!

60 members

1 visitor: Victoria Simmons

61 TOTAL

Theresa Atkinson renewed her sister's membership; the following is her information for your new hot pink directory:

Kelly Cyr
408 Bellissimo Place
Howey In The Hills, FL 34737
256-640-1488

Contact Us:

Flying Needles Quilt Guild, Inc.
P.O. Box 1652
Niceville, Florida 32588
needlenotes@cox.net

Online:

<https://flyingneedlesquiltguild.org/>

<https://www.facebook.com/groups/137493669595631>

Board Members:

President	Kerry Kastl
1st V.P.	Anne Johnson
2nd V.P.	Konnie Glaze
Secretary	Diane Roberson
Treasurer	Cherie Matheson

A Trip Down Memory Lane, January: Deb Chilcote, FNQG Historian

This is the second installment of a new series that focuses on what happened during the current month, and I will share tidbits of interesting information for that particular month over several years to give you a glimpse of what we did as a group. -- Deb Chilcote, FNQG Historian

FEBRUARY

1991 – **Doris Olig** became the first official editor of our newsletter! Until then, the first President **Charlene Compton** shared news with the group.

1993 – The guild considered doing a “Niceville, FL Flying Needles Quilt Guild Quilt Show” for the first time.

1998 – The workshop this month was a Magic Pillow (Quillow) taught by **Pat Ferrell**. It was a 45”x72” lap quilt that folded up into an 18” square pillow.

2000 – The first month that the newsletter was available for sending to email addresses, saving the guild \$32/month.

-- The program was a lecture on the quilts of Dolly Madison from the book *Voices of the Past*.

2010 – **Ginger Maddox** volunteered to take over the Quilts of Valor program, for which she chaired for 12 years until **Barbi Ouellette** took over last year.

February has traditionally been the month for our quilting retreats, except for the very first one that was held in April of 1999, with 26 in attendance. Many of our retreats were held at **Camp Timpooshee**, a 4-H residential camping facility operated by the University of Florida on land leased from Eglin Air Force Base. It was originally built in 1926, and was one of the first of it’s kind in the nation. Our guild started going there for a 2-day retreat in the year 2000, and classes included the Persian Star, a Strip & Flip Reversible Quilt by member **Linda Babich**, and a Sweatshirt class by member **Betty Davy**.

In 2006, we could not go to Camp Timpooshee because they were housing students from New Orleans who had evacuated from Hurricane Katrina. So Retreat Chairman **Doretha Jones** and others scurried to find another location at the old **Combs Elementary School** on Joy Rd. in Ft. Walton Beach, and it was 4 days long. It was voted later to keep the retreat as a 2 day event.

In 2008 and 2009, our Retreat Chairman was **Pat Ferrell**. Another year, it was **Bobbi Willoughby**.

In 2012, **Pat Walker** chaired our Quilt Show that was the first to be held in conjunction with our Retreat. We did that for 3 years until it was decided that having both at the same time was just too much. We now have the quilt shows & retreats in alternating years. Although when the Covid-19 pandemic hit in 2020, our Feb 2021 Quilt Show had to be cancelled. We look forward to our 2023 Quilt Show the first weekend in March, chaired by **Linda Weiss**.

Our retreats were also sometimes held in other places like the **Emerald Coast Convention Center** and the **Palms Resort** in Destin, but Camp Timpooshee was always a favorite. But by 2019, our retreat at Camp Timpooshee with Chairman **Kathy Everett** became so popular that some people traveled from out of state to attend, and the 75 who came, found that we were a little cramped in space. From then on, we have found a bigger venue at the **Hilton Garden Inn on Okaloosa Island** to be a good fit. **Kaye Joachim** has been the Chairman for the last couple retreats at that location.

(I apologize if I left anyone’s name out by accident)..... Deb

2023 December Block Supply List and Directions

Birch Branches/Bamboo Shoots/Sugar Cane



****You will be making 9 blocks total; measuring 15 ½" x 15 ½" unfinished, 15" finished.**

Supplies

** 9 – 16" x 14" base blocks of the same solid color. This is the background color that you signed up for and it is roughly 2 yards of fabric.

You may be more comfortable cutting your base blocks slightly larger to start off (more below).

**A variety of scraps in different widths and colors to make the birch branches.

Blocks

If you have never done a wonky or improv block, you will probably be more comfortable cutting your base blocks a bit larger to ensure enough fabric for seam allowances and trimming. There is a minor learning curve if you are new to this, but after a couple blocks, you will be a pro. If you are concerned, start out with a 17" x 15" block for the first one. This will require a small amount of extra background fabric.



Strips

Sort through your scraps to select colors that are pleasing to you. You can coordinate a bit if you want, but completely scrappy is best, as is a variety of widths. Start sewing scraps together. Straight lines are not important, as this will give character to your branches. Iron as you go along and iron the seams open to reduce bulk. When your scrap strip becomes about 18 inches long, it's time to trim up the sides. You may be able to get more than one branch out of the strip of scraps depending on how wide it is.

****You will want three different size (width) branches in each block. Cut your scrap strips at any of these widths, 1", 1 ¼", 1 ½", 1 ¾", 2", 2 ¼", 2 ½" and 3", by 18" in length so you have a variety.**


You will need a total of 27 – 18" strips.

It is best to only use 1 – 1” strip in a block so you don’t run into trouble with not having enough width when you trim up your block. I found that I was comfortable with a 1 ½ inch strip as my smallest strip width. Also, I liked the look with the amount of background fabric.

Attaching Branches to the Base Block



1. Pick three 18 inch scrap strips for your block. Lay out your base block. The shorter side is the top (14 inches) and bottom measurement; you are adding width with the strips. Starting centrally, determine where you will place the first strip and lay it on your base block.
2. Lay your ruler down the center of your strip and carefully slide your strip out from under the ruler without moving the base block. Make a single cut.
3. Sew the strip to both sides of the base block with right sides together, scrap strip on top so you can hold down the seam allowance. Pay close attention to the placement of the base block pieces. You can pin if you like. Press seams toward the solid block.
4. Continue with the same steps and add a strip on each side of the first strip. Be careful that your scrap strip falls on the top and bottom of the base block and not on the sides. There has to be enough base block on each side of the outer scrap strips for trimming up.
5. Trim the blocks to 15 ½” x 15 ½”



Things will be a bit stretchy as you cut and sew. Handle with care as you move to and from the sewing machine and iron. Iron by lifting your iron up and placing down rather than sliding the iron around. This will cut down on stretching.

With that being said, the strips and the block are very forgiving.

Enjoy this project. For questions contact Konnie Glaze.

This tutorial is used abiding by the copyright request of the author at: <https://areformedheathn.blogspot.com/2013/12/tipsy-tutorials-random-bamboo.html#.Y3Kzv3bMLb3>

Heather H. Karr, A Reformed Heath'n, also credits Crazy Mom Quilts for the idea: <https://crazymomquilts.blogspot.com/>

a reformed heath'n

Community Service: Sherri Hayes

Huge impact to local community! Our guild has donated almost 11,000 items to local charities over the past 10 years. Each year, contributions have increased, largely due to Linda Weiss' leadership of the Community Workshop over the past 5 years. Since 2012, donations have steadily increased with a record high in 2022 with 1,800 items donated. We have an amazing guild and I look forward to 2023 and what we can accomplish!!!

FNQG COMMUNITY WORKSHOP HISTORY

Children's Advocacy Center	2012	2013	2014	2015	2016	2017	2018	2019	2020	2021	2022	2023	TOTAL
Stockings	150		125	100	100	100	75	100	50	100	100		1000
Quilts	50		58	40	30		25	10	25	20	25		283
Receiving Blankets										0	5		5
Pillowcases			61	92	16		25	20	20		0		234
Drawstring Bags	100		17								0		117
Bibs											0		0
Baby Toys											0		0
Misc	23		13								0		36
TOTAL	323	0	274	232	146	100	125	130	95	120	130		1675

Children In Crisis	2012	2013	2014	2015	2016	2017	2018	2019	2020	2021	2022	2023	TOTAL
Stockings	40	30		20	60	23	50	50	25	12	30		340
Quilts	40	30			46	32	16	25	12	0	30		231
Receiving Blankets										0	30		30
Pillowcases					43	50	12	25	25	30	0		185
Drawstring Bags		23					3			30	0		56
Bibs										0	0		0
Baby Toys										0	0		0
Misc										0	0		0
TOTAL	80	83	0	20	149	105	81	100	62	72	90		842

Catholic Charities	2012	2013	2014	2015	2016	2017	2018	2019	2020	2021	2022	2023	TOTAL
Stockings	300		250	300	336	482	303	550	600	420	550		4,091
Quilts			28		19	30	10	30	25	40	39		221
Receiving Blankets						8		3		55	15		81
Pillowcases					20	99		15	85		175		394
Drawstring Bags	64		17			3		10	11	126			231
Bibs										4			4
Baby Toys										4			4
Misc			13					2	4	5			24
TOTAL	364	0	308	300	375	622	313	610	725	654	779		5,050

FNQG Board Meeting Minutes January 5, 2023

Board members present: President Kerry Kastl, 1st VP Anne Johnson, 2nd VP Konnie Glaze, Treasurer Cherie Matheson, Secretary Diane Roberson

Members present: Linda Weiss, Barbi Ouellette, Deborah Moen, Sharon Jacobs, Marisol Kingsbury, Jo Peppy, Margaret Jacobs, Kaye Joachim, Penny Maus

Meeting called to order at 9 am by Kerry Kastl

Agenda items discussed:

Quilt Show: Linda Weiss provided an overview of preparations for the 2023 Quilt Show and projected finances, a profit above the \$5,000 guild seed funds is expected. Vendors are committed, sponsor ads are currently available. The next Quilt Show Committee meeting is scheduled for January 10 at 9 am at the Fairgrounds. A Mid-Bay News reporter is scheduled for an in-person interview with Linda today for an article for the paper.

Facility Management: Deborah Moen has volunteered to provide setup coordination at the church for general meetings, community service and charity work days as needed. She will coordinate with others on additional dates as needed.

Website: After newly elected board members discussed the need to improve the website, Kerry Kastl requested Kaye Joachim to assume management of the website, Kaye agreed. Kaye has completely updated the site within a few days. She explained the new features and updates and requested additional information to keep current events featured. A **motion** was brought by Anne Johnson to have a new quilt featured on the opening page of the website each month, seconded by Diane Roberson, voice vote carried.

SOPP and Bylaws: Sharon Jacobs provided an update that $\frac{3}{4}$ of the SOPPs have been reviewed and there were 4 requests for changes from various members related to member services coordinator, newsletter, and community service. Reviewed documents will be submitted to the board when completed.

Membership: Penny Maus explained that she may need assistance in her role due to family circumstances, Polly Shields and Karen Garland have agreed to cross train and assume membership responsibility as needed.

Opportunity Quilt: Kerry Kastl reports that Carol Stearns has expressed interest in taking the lead on the next Opportunity Quilt, no decision was made at this time. Quilts of Valor will be drawn on odd numbered years, the Opportunity Quilt will be drawn on even numbered years. QOV winner will be drawn at the Quilt Show in March 2023. Linda Weiss has tickets to start sales for the current Opportunity Quilt.

Fund Raising: Marisol Kingsbury provided an update related to Chamber of Commerce membership and the benefits of membership. Approximately 100 community business people attend monthly. FNQG provides a monthly door prize and meetings are twice monthly. A **motion** was brought by Diane Roberson to pay \$175 membership fee to the Chamber of Commerce, seconded by Konnie Glaze. Marisol plans to inventory items currently on hand and ask members to continue making items to be sold at the Quilt Show Boutique. She plans to recognize people who make things for the boutique. Free patterns will be featured on the FNQG Facebook Page related to items to make for the fund raiser Boutique. She briefly presented information re-

lated an Impact 100 Grant Request. Kathy Crews had given Kerry an application from the Mid-Bay Rotary Club to apply for a charitable donation, the form was provided to the treasurer and secretary for completion and submission to the Rotary Club.

Independent solicitation: Kerry Kastl explained that solicitation for donations or services for projects outside the guild are not authorized unless they have prior board approval.

Face Book: Konnie Glaze explained the guild has an existing policy that quilt shops not post onto the FNQG Face Book page. It is under consideration to allow advertising one day a week or month on Face Book and the Website with links to local quilt shops. Konnie will contact local quilt shops regarding participation.

Getting to Know You: Anne Johnson explained that Peggy Murrell, editor of Needle Notes, will feature “member” highlights in upcoming issues.

BOM Discussion: Konnie Glaze presented options for a revised Block of the Month activity, previous program information provided by Sharon Jacobs. Options include, but not limited to, returning to previous BOM where a member wins the blocks turned in each month, mug rug swap, post card swap; ideas are being considered.

Keys: Kerry Kastl attempted to identify all current key holders to the fellowship hall and/or storage room and the post office box. The goal is to streamline the number of keys held by FNQG. She will develop a plan for accountability of all New Hope keys held by guild members. Property holders were also identified (laptop, Square). Go Daddy subscription will expire in 15 days, renewal is in process.

Guild Position Vacancy: Publicity coordinator position remains vacant.

Motion to adjourn brought by Konnie Glaze, seconded by Diane Roberson at 10:25 am.

Submitted:

Diane Roberson

FNQG General Meeting January 12, 2023

Meeting called to order at 10 am by Kerry Kastl

Pledge of Allegiance and moment of reflection including remembrance of member Laura Nelle Goebel's daughter Norma Jean who passed on January 6, 2023

Members present: 60; one visitor - Victoria Simmons

Agenda items discussed:

Minutes from the December Board and General Meeting were published in Needle Notes, no corrections. **Motion** by Ruthie Reynoso, seconded by Sherri Hayes to approve both minutes, voice vote carried.

Treasurer Report: Cherie reports the current bank balance is \$22,598.24. Funds were collected today from various sources including Quilt Show registration and door prizes and will be deposited.

Food Pantry: Gail Menard thanked members for bringing food items from the list provided by New Hope Church. We will continue collecting from the current list. The needs of the church will be communicated to the guild. An Easter food distribution to families/individuals in need is planned. Checks are also accepted for the purchase of perishable items.

Hospitality: Mary Ann Sharp thanked those who brought a dish and reminded members of the sign-up sheets for upcoming meetings.

Program: Anne Johnson requested a show of hands in support of an activity on March 18 for National Quilting Month in March, members generally indicated we would pass on activity this year in view of two area quilt shows that are planned that weekend in Panama City and Pensacola. Anne will plan an activity for National Jelly Roll Day in September. Kaye recommended a virtual Quilt Month recognition by posting your quilt project work on Facebook. The Program today "Getting to Know You" was a fun interactive discussion at each table answering a common set of questions. Next month's program deals with scraps will be presented by Ruthie Reynoso.

Website: Kerry Kastl explained that Kaye Joachim is now webmaster responsible for the FNQG website and has updated the site. Kaye provided an overview of the features now found on the site. The website has had increased views including by members of the Mid-Bay Rotary Club who have requested an in-person presentation by the guild to their group related to community service. The outgoing webmaster, Emily Jacobs addressed the guild regarding the way the decision to replace her was handled. Emily's prepared statement is attached to the minutes filed.

Workshops/Facebook/December Block: Konnie Glaze explained a new feature on the FNQG Face Book page to allow local quilt shops to post their events of interest to the guild members on Tuesdays. The workshop this month, the Cosmopolitan Bag will be presented by Kaye Joachim, the February workshop will be Mile-A-Minute Scraps, and March will feature Jeanne Donnelly's Jack's Lunch. Sign-up sheets and pattern/fees available on clip boards today. Konnie showed the December Block sample blocks and explained construction. Sign-up sheets and instructions were passed around.

Fund Raising: Marisol Kingsbury thanked members for bringing in many quilted/handmade items for the boutique that will be sold at the quilt show. She is looking for additional venue opportunities to sell boutique items. Marisol and Deborah Moen attended last week's Chamber of Commerce Meeting along with about 200 other Chamber members and provided information regarding the quilt show. FNQG paid the Chamber dues and is listed in the directory.

Quilt Show - Emerald Coast Quilt Show: Linda Weiss provided an update. Approximately 45 quilts have had been entered in the show prior to today. Several submissions were turned in today. She requested that entries be mailed directly to her home address listed in the directory. Volunteers hanging quilts on March 2 are requested to bring folding step ladders. Volunteers are coordinated by Konnie Glaze. Sign-ups are still needed including hostesses for Friday and Saturday show days.

Newsletter: Peggy Murrell identified no members who did not receive Needle Notes. Information for the next newsletter is due by January 19, monthly due dates are posted on the website. Submit input by email to pmurrell@gmail.com as listed in the directory.

Community Service: Sherri Hayes, Coordinator, reports that this month's activity will be Christmas stocking kit preparations. All are invited to come and participate.

Sunshine-N-/Shadows: Nancy Kramer reports that 4 cards were sent to Doreen Hoyt, Annette Dowdy, Jane Chiles and Laura Nelle Goebel.

Strip Club Fabric Exchange: Grace Grimsley coordinated pulling for a winner, Kerry Kastl won today's strips and selected red & white fabric strips for next month.

UFO's: Sharon Jacobs reports there are 6 participants this year, show & tell of project #7 today and next month will be #3.

Bylaws/SOPP Review: Sharon Jacobs reports that 100% of bylaws are complete and 95% of SOPPs.

Quilts of Valor: Barbi Ouellette reports that 5 QOV will be presented to veterans on Saturday, January 14 at 1 pm at the Eglin Armament Museum, quilters are invited to attend to assist in presentations.

Door Prizes: Debbie Daigle coordinated pulling for door prizes.

Birthdays: Penny Maus and Polly Shields distributed birthday fat quarters, Jayne Pendergast won the pulled drawing.

Show and Tell: Pictures will be posted on the website and/or Face Book page.



Announcements: Kathy Everett has software and batting for sale – contact her directly. She also has reservations for Paducah that she is unable to use and will exchange.

related to Quilt Shows in Panama City and Pensacola will be posted on the website.

There is a Quilt Show in The Villages, FL on January 27 & 28. Details will be posted on the Facebook page.

A **motion** to adjourn was made by Linda Hudson, seconded by Sherry Kruschke; meeting adjourned at 11:55.

Submitted by Diane Roberson, Secretary



January 2023 Show 'n' Tell



Doris Olig made a series of wallhangings for herself, one for almost every season.



This one is a work in progress, showing how she irons on the stabilizer/batting before quilting and finishing





Jackie Youngblood finished a mini-quilt started by **Karen Boswell**, founding member who passed away last year.



Jeannie Neckar showed two beautiful hand-appliqued quilts.



Two finished Row by Rows!

Konnie Glaze with her 2021 "Christmas with Friends", quilted by **Peggy Murrell**.



Kaye Joachim's 2022 "Animal Friends", where she added blocks on the left side to complete her quilt.



Linda Weiss hand-painted this Chickadee wallhanging



Linda also made this bird quilt with Cardinals & Chickadees. The back is not pieced, just one fabric.


UFO's



Valerie Holmes was making table toppers, and decided to make some for the FNQG Boutique -- a Christmas and a Birthday one



UFO -- **Angel Schauer** finished a Spin Me Round table topper



UFO -- **Jayne Pendergast** finished the first figure in her Nativity Scene series, the Star of Bethlehem. (All in the series are shown on the left)



2 UFO's -- **Margaret Jacobs** made two quilt tops for friends -- one was an Alabama-themed, one was princesses



UFO -- **Karen Garland** made a snowman wallhanging

And we welcome our new 2023 Flying Needles Board!

Kerry Kastl as President, **Diane Roberson** as Secretary, **Anne Johnson** as 1st Vice Pres., **Cherie Matheson** as Treasurer, and **Konnie Glaze** as 2nd Vice Pres.

