

How to Join an Evmux Broadcast — Step-by-Step Guide for Guests

Dear Guest,

We are delighted to have you join us for this broadcast!

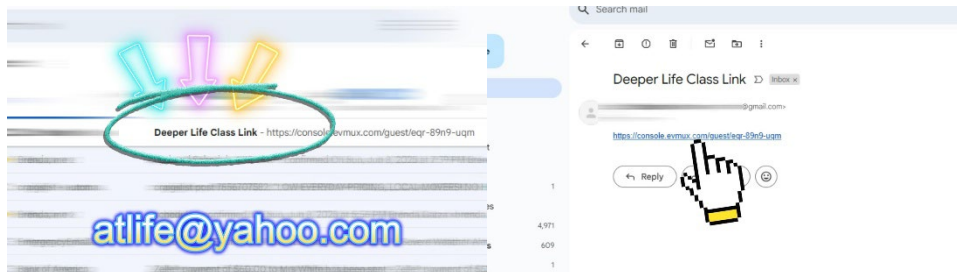
To ensure everything runs smoothly, please follow these simple instructions for accessing the Evmux platform and setting up your audio and video controls.

STEP 1 — Receive Your Invitation Link

✓ You will receive an **invitation link** via email or message (example: <https://evmux.com/room/YourEventName>).

✓ Click the link to open it in your **Chrome** browser (recommended) or another supported browser.

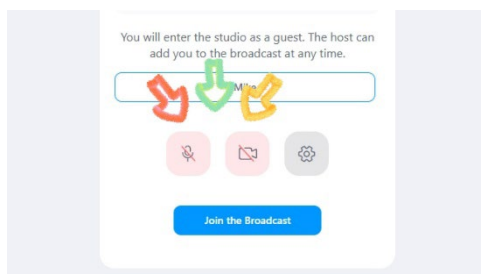
Tip: For best results, please join from a desktop or laptop computer, not a mobile device.



STEP 2 — Allow Microphone & Camera Access

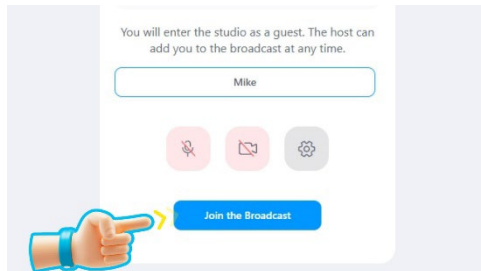
✓ When prompted, allow **microphone** and **camera** access.

This is required for the platform to recognize your devices (even if you intend to keep them muted or off).



STEP 3 — Enter the Studio

- ✓ Enter your **name** as you would like it displayed on screen.
- ✓ Click **Join Studio**.



STEP 4 — Control Your Microphone & Camera Before Going Live

Before you go "on air," you will have the option to adjust your settings.

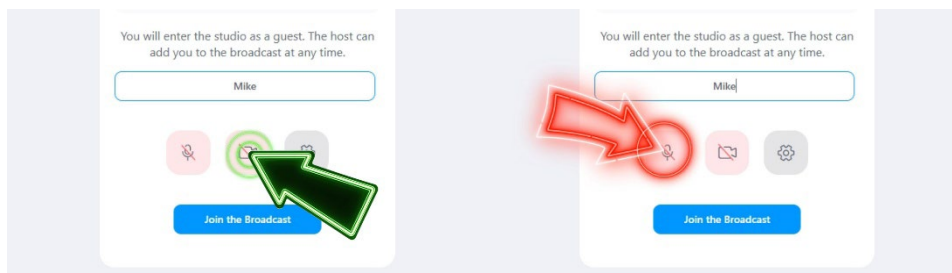
Mute your microphone:

Click the **microphone icon** to mute your mic. This prevents background noise until you are brought on stage.

Turn off your camera:

Click the **camera icon** to turn off your video if you are not required to appear visually at the moment.

You will see icons confirming when your mic is muted and your camera is off.



Remember: this is a class and not an open forum however at times questions may be allowed, but this will not be on every occasion.

Please **keep your mic muted** and **camera off** unless instructed otherwise by the host or production team.

If the host does open the class up for question, you may then,

- Unmute your mic and/or turn on your camera as needed.
- Follow any additional cues provided by the production team.

Additional Tips

Use a **strong internet connection** (wired is ideal).

Use **headphones**, if possible, to prevent echo.

Close all unnecessary apps and browser tabs for best performance.

If you experience any issues or need assistance, our team will be available to support you.

Thank you for joining us — we look forward to a fantastic event!

Warm regards,

Deeper Life Class Team

AT Life Team Executive Host

atlife@yahoo.com