

# 2021-22 ANNUAL OUTCOME MEASURES & PROGRESS TOWARD ACHIEVING ANNUAL GOALS



**NOTE:** The results presented in this report are based on the data collected before the mid-year cut-off period, which ended one week before the end of the mid-year. This report does not include any students who enrolled in the program after the cut-off period.

# 2020-21 GOALS/OBJECTIVES

YOURpath for Adult Learners' 2020-21 objectives focus on its instructional, attainment, and program goals as outlined below:

## ❖ Instructional:

- ❖ Objective 1: To **continue** ensuring that every student enrolled in the program has the instructional support needed to advance in their online coursework, moving to the next level of advancement within a three-month span. *(This objective is supported by the projected test date tracking log).* **Goal met.**
- ❖ Objective 2: Implement a tracking system to effectively monitor students' test-readiness gains (at a minimum of 3 points) on their HiSET practice test and (at a minimum of 5 points) GED practice test and ensure that students are making monthly gains to test within 3-4 months of enrollment (excluding TABE courses) **.Goal Met.**

## ❖ Attainment:

- ❖ Objective 1: To **continue** ensuring that every student who demonstrates test-readiness is scheduled for his/her official exam within 1 month of testing. **Goal Met**
- ❖ Objective 2: To increase our student high school attainment rate by 15%, to reflect an 80% or above outcome. **Goal Not Met.**

## ❖ Program:

- ❖ Objective 1: To increase our student enrollment by 15-20% by the end of 2021, with a focus to increase enrollment among our male gender population. **Goal Met, with the exception of increasing male population.**
- ❖ Objective 2: To improve our student retention by 15-20% by the end of 2021. **Goal Met.**

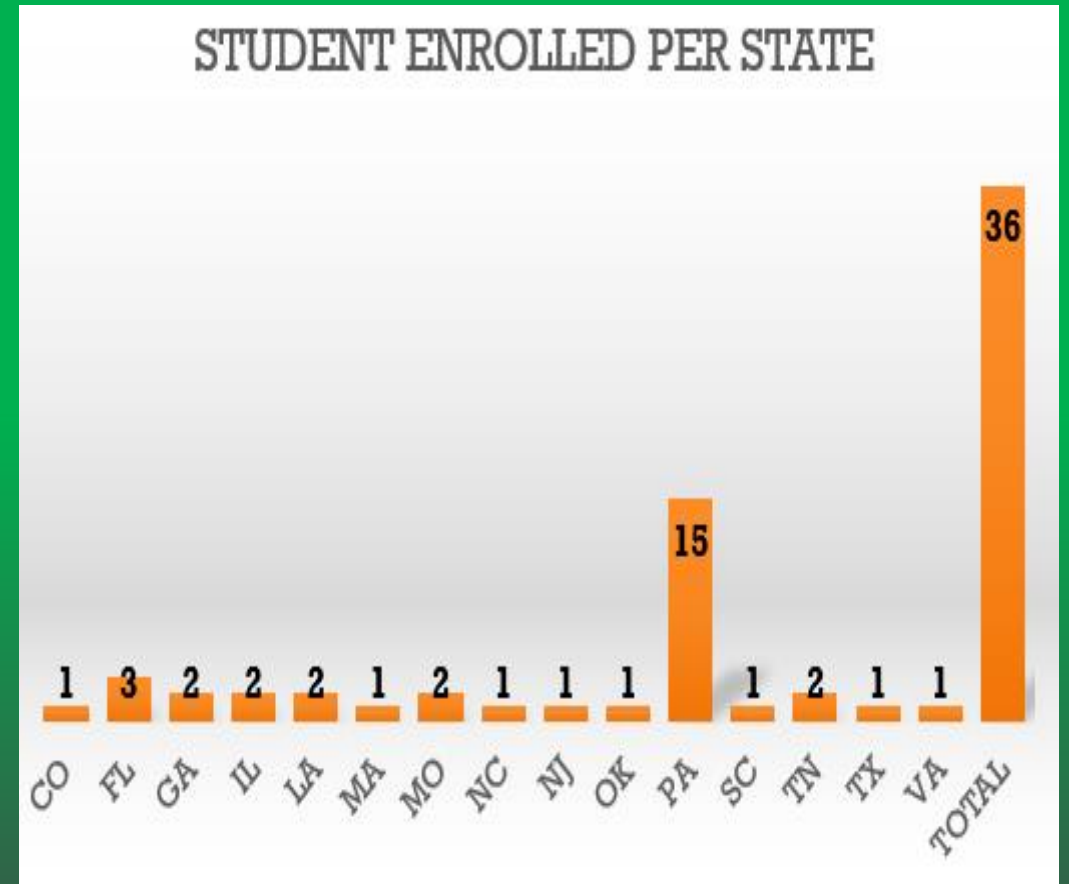
# STUDENT DEMOGRPAHICS

YOURPATH FOR ADULT LEARNERS

# STUDENTS ENROLLED PER STATE

YOURpath has a total enrollment of 36 students. Our highest population of enrolled students reside in the state of Pennsylvania.

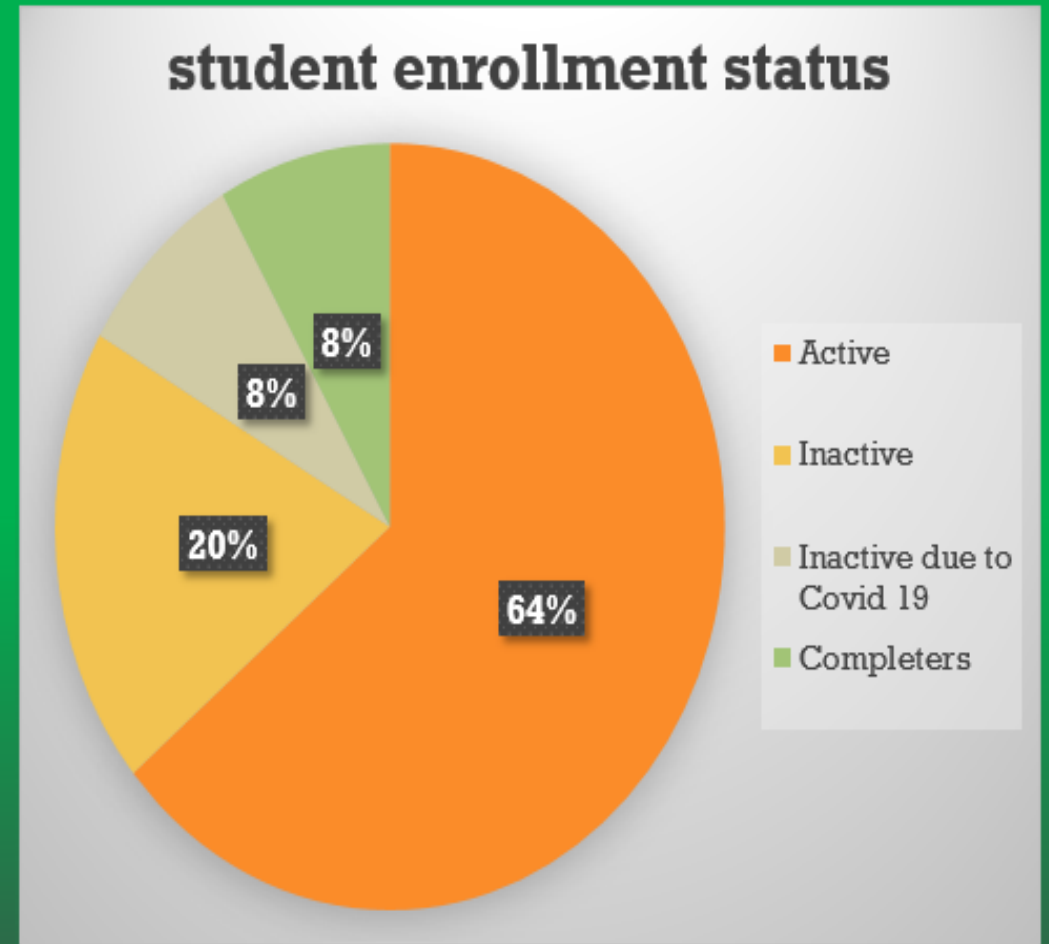
STATE	#	%
CO	1	4%
FL	3	11%
GA	2	7%
IL	2	7%
LA	2	7%
MA	1	4%
MO	2	7%
NC	1	4%
NJ	1	4%
OK	1	4%
PA	15	56%
SC	1	4%
TN	2	7%
TX	1	4%
VA	1	4%
<b>TOTAL</b>	<b>36</b>	<b>100%</b>



# STUDENT ENROLLMENT STATUS

Our student statuses consist of the following:

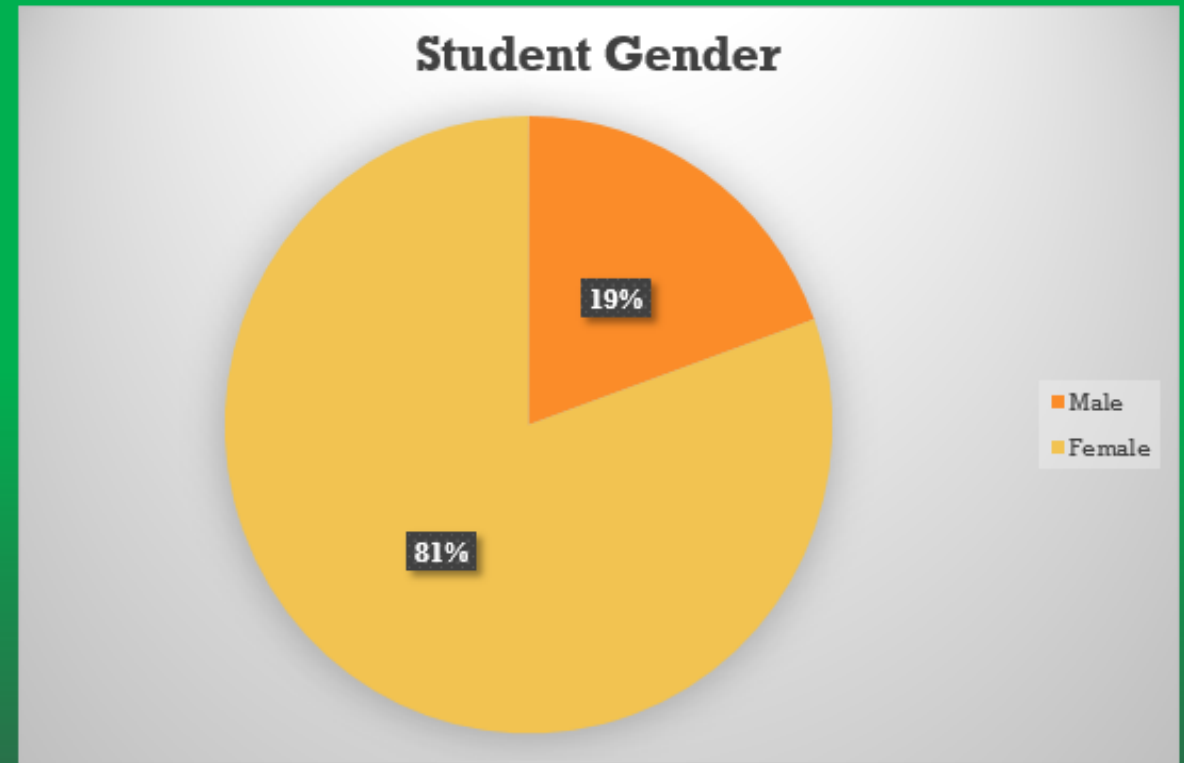
STATUS	#	%
Active	23	85%
Inactive	7	26%
Inactive due to Covid 19	3	11%
Completers	3	11%
<b>TOTAL</b>	<b>36</b>	<b>100%</b>



# STUDENT ENROLLMENT BASED ON GENDER

Per our student enrollment:

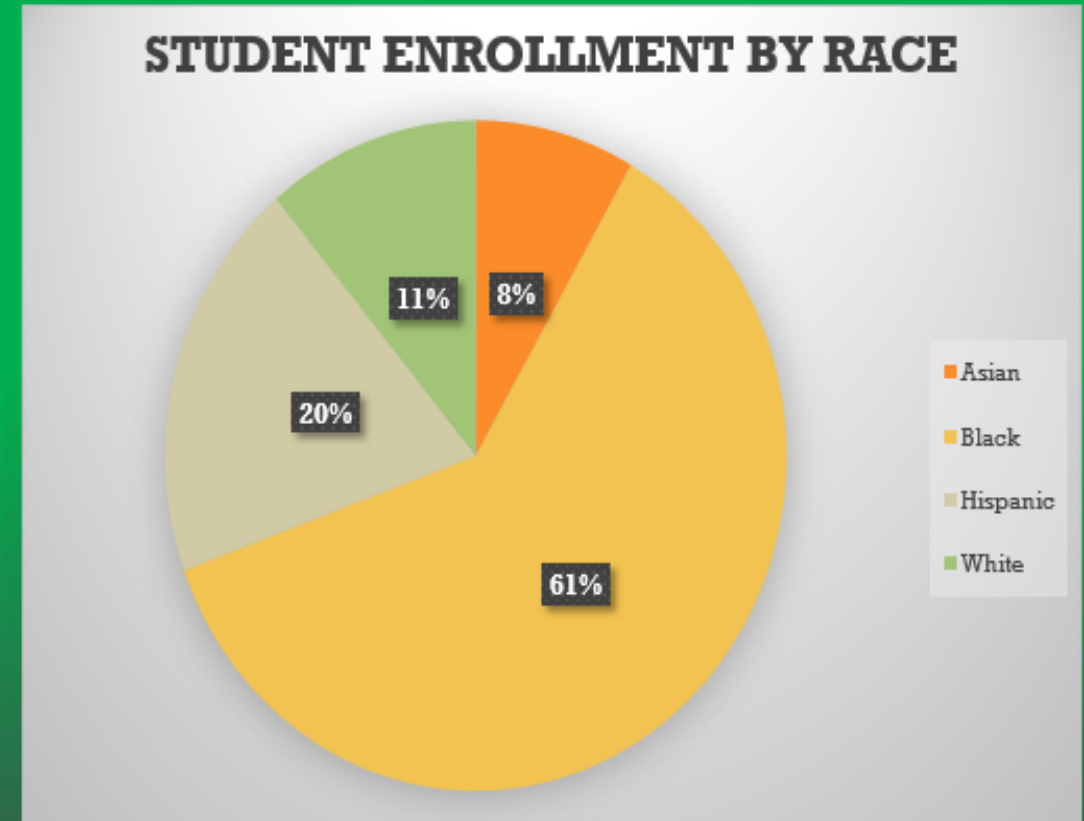
Gender	#	%
Male	7	19%
Female	29	81%
Total	36	100%



# STUDENT RACIAL/ETHNICITY

Our student racial/ethnicity consists of the following:

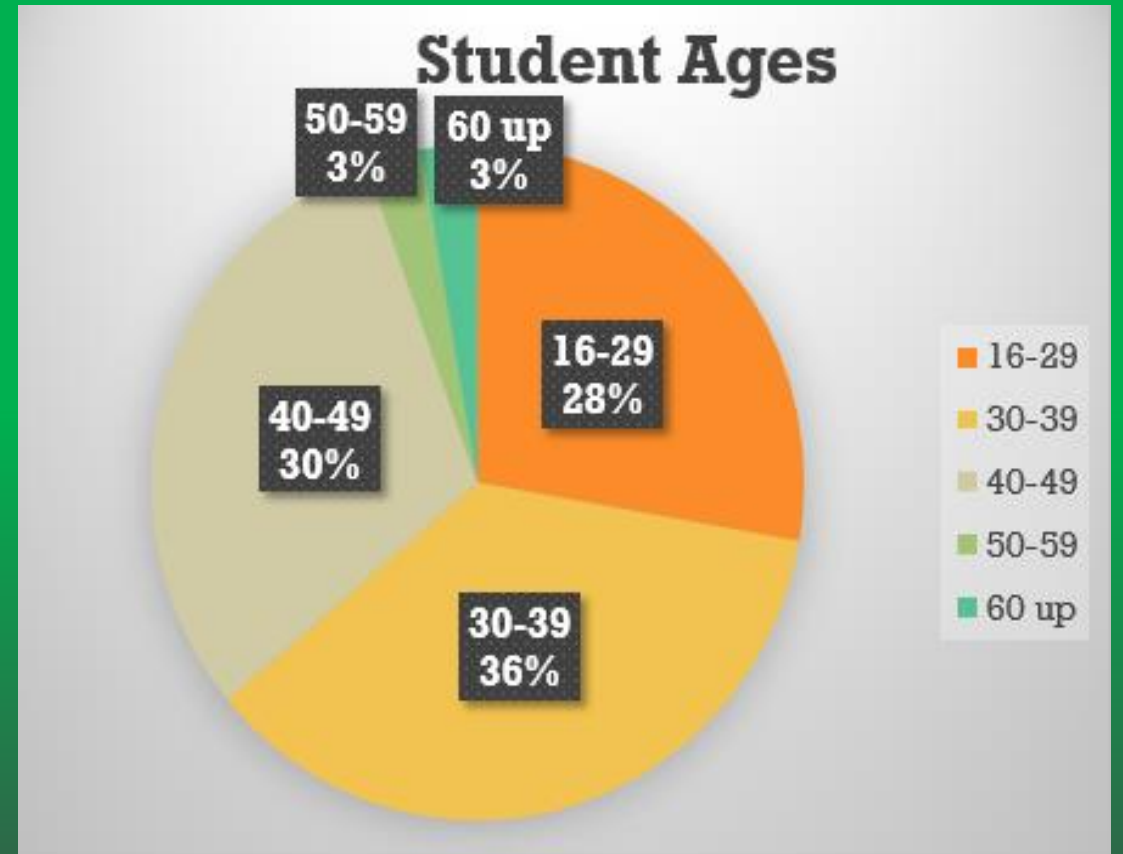
RACE	#	%
Asian	3	8%
Black	22	61%
Hispanic	7	19%
White	4	11%
Total	36	100%



# STUDENT AGE

Our student ages consist of the following:

Age	# of Student
16-29	10
30-39	13
40-49	11
50-59	1
60 up	1
	36

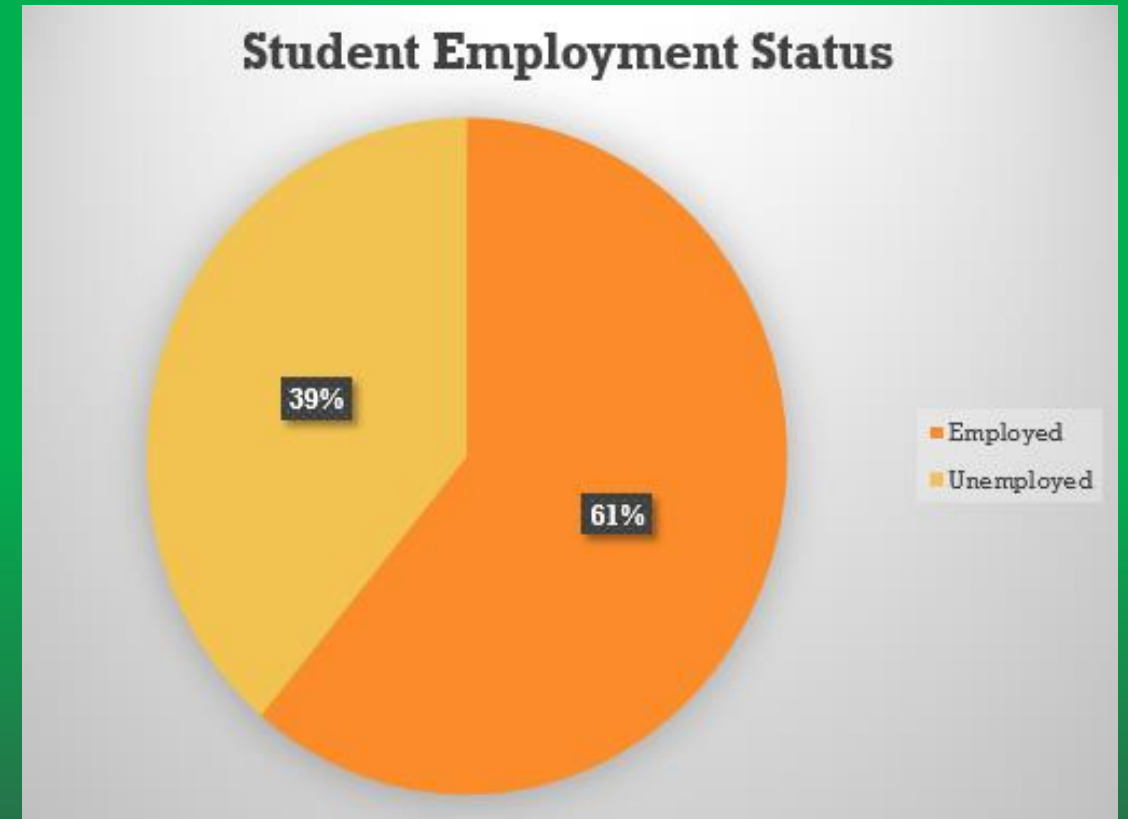




# STUDENT EMPLOYMENT STATUS

Our student employment statuses are as follow:

- 61% (22) of our students are employed, on a full-time or part-time status.
- 39% (14) of our students are unemployed.

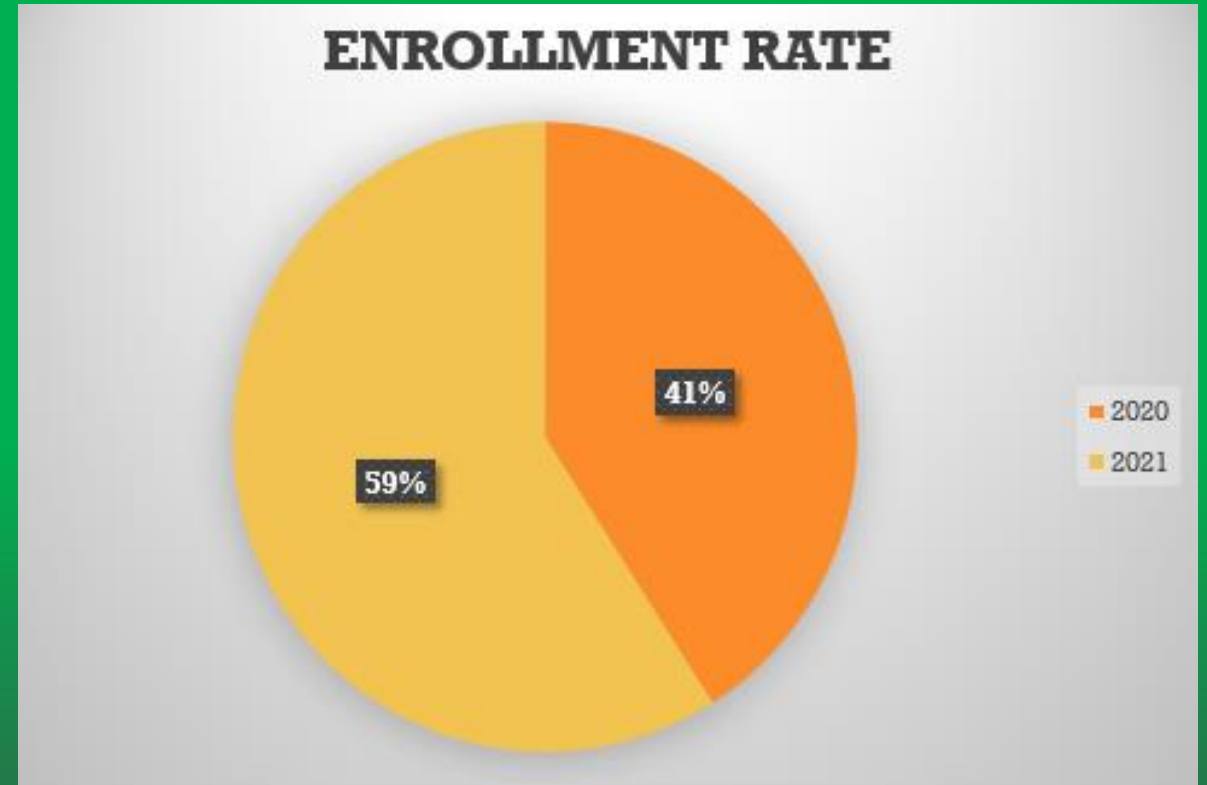


# OUTCOME RESULTS

YOURPATH FOR ADULT LEARNERS

# ENROLLMENT RATE

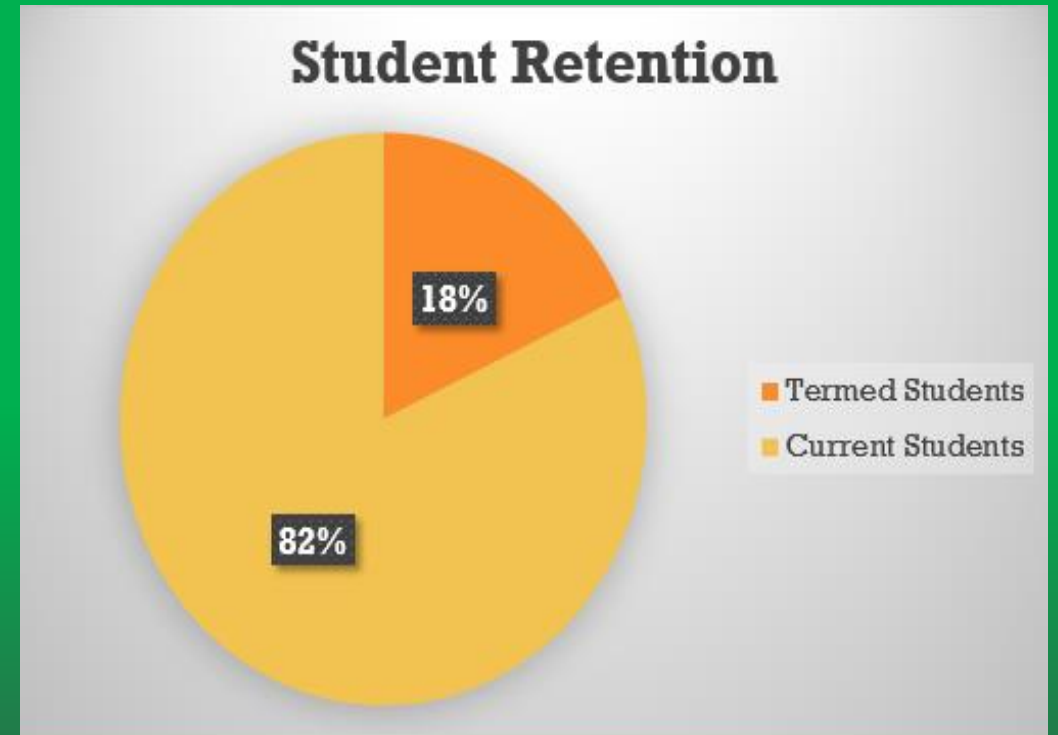
- YOURpath's enrollment rate for 2021 increased by 18% .



**Note:** The enrollment rate was calculated by dividing the current enrollment by the number of students in the previous year enrollment and times by 100 to get the enrollment rate.

# RETENTION RATE

- YOURpath's student retention rate for 2021 is 82%.

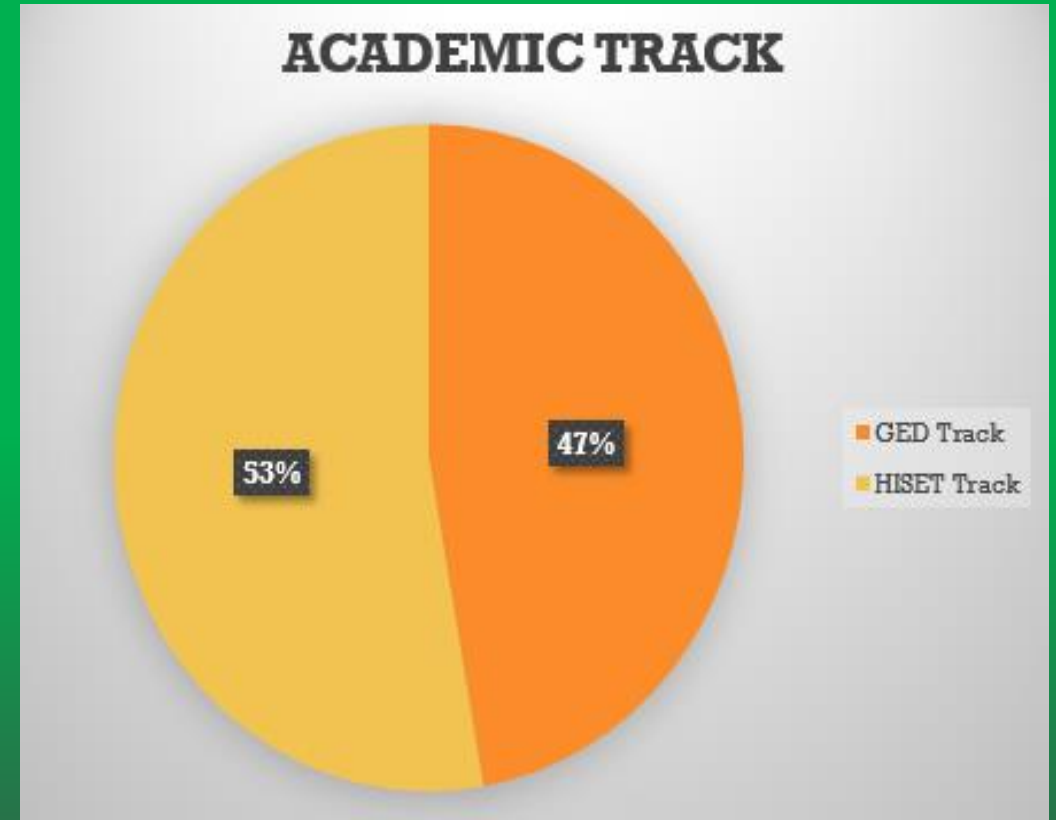


**Note:** The Retention rate was calculated by dividing the number of students on the last day of the given period by the number of students on the first day. Then, multiply that number by 100 to convert it to a percentage

# STUDENT ACADEMIC TRACK

Our students are on the following academic tracks:

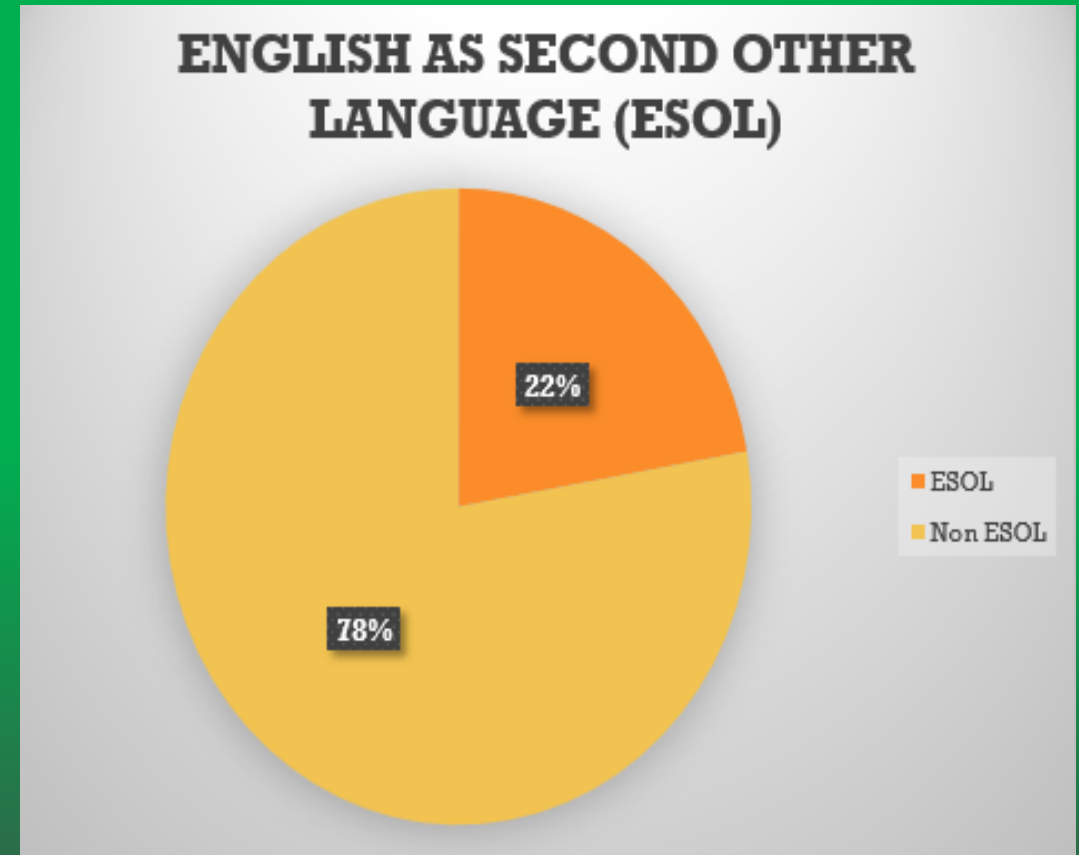
- 53% (17) of our students are on the HiSET track.
- 47% (19) of our students are on the GED track.



# ESOL STUDENT STATUS

Recently, YOURpath has had an increase in its student enrolment of students with English as a Second Other Language (ESOL). Our ESOL student population consists of 22% (7 students).

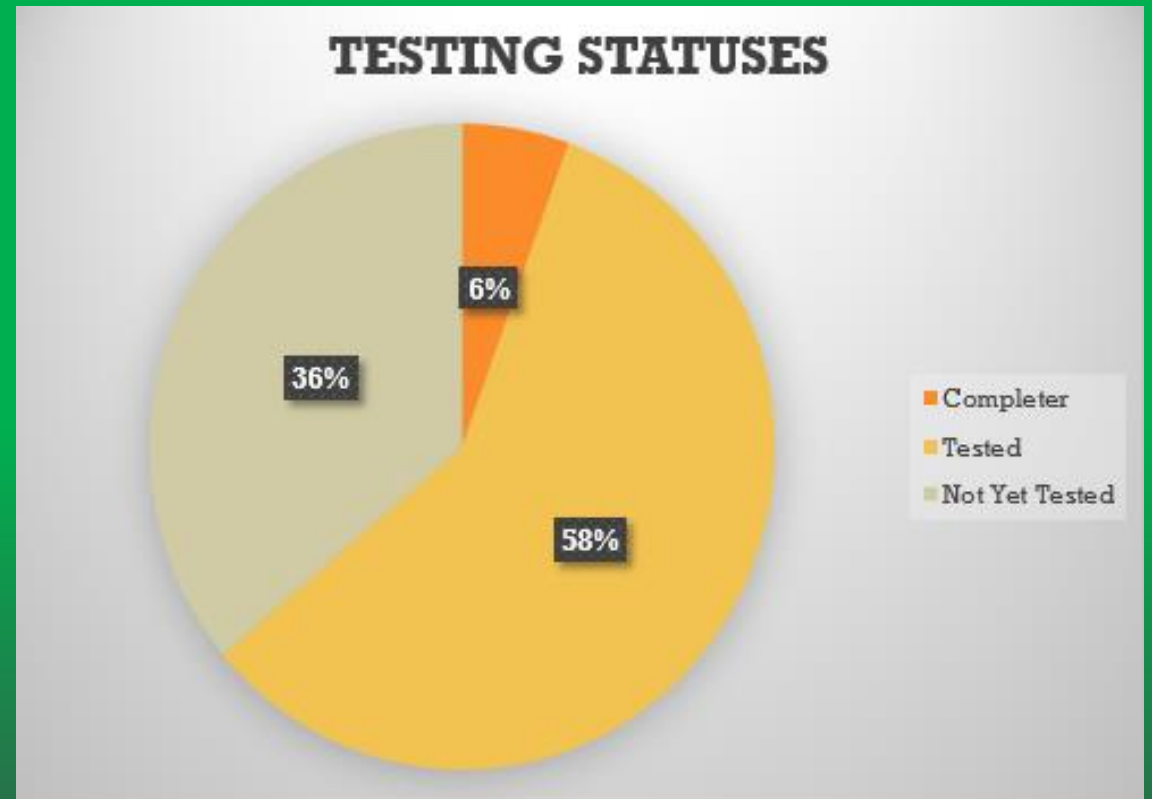
One of our recent graduates was among this population of students.



# ACTIVE STUDENTS TESTING STATUSES

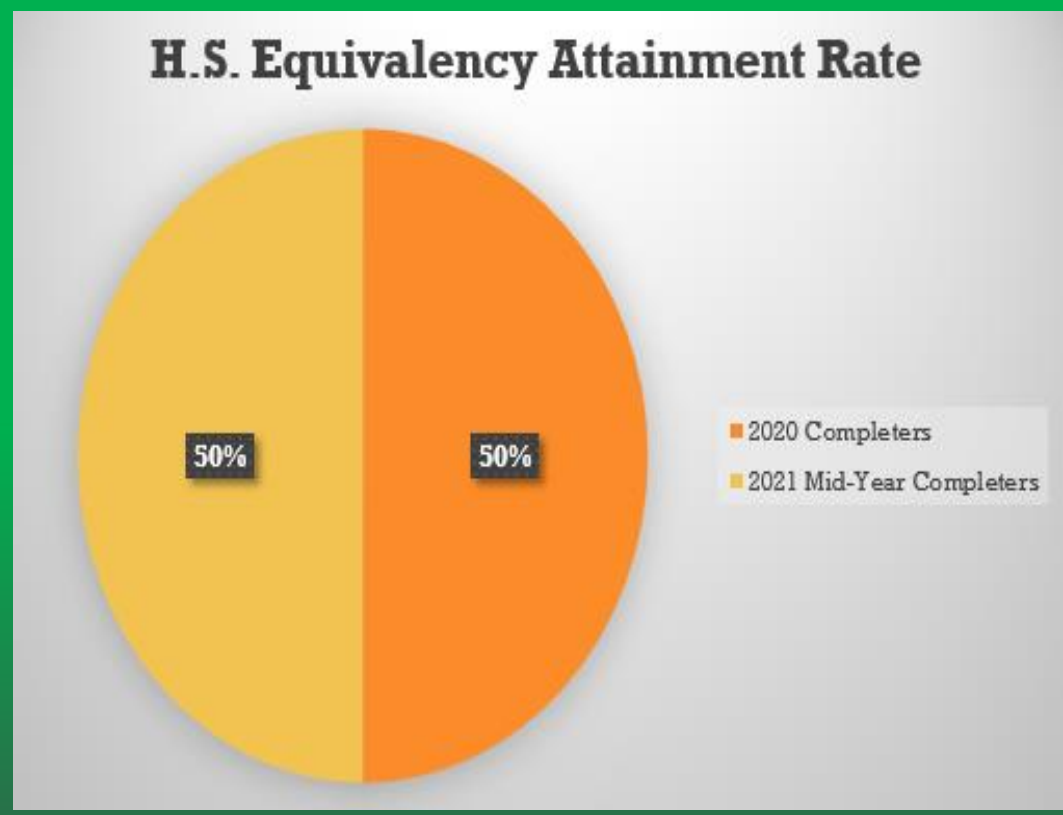
Our students' testing statuses are as follows:

- 6% (2 students) have completed the program during the first half of the year (mid-year).
- 58% (21 students) have tested in 1 or more subject areas.
- 36% (13 students) have not yet tested. The majority of these students are recent enrollees.



# STUDENT HIGH SCHOOL ATTAINMENT RATE

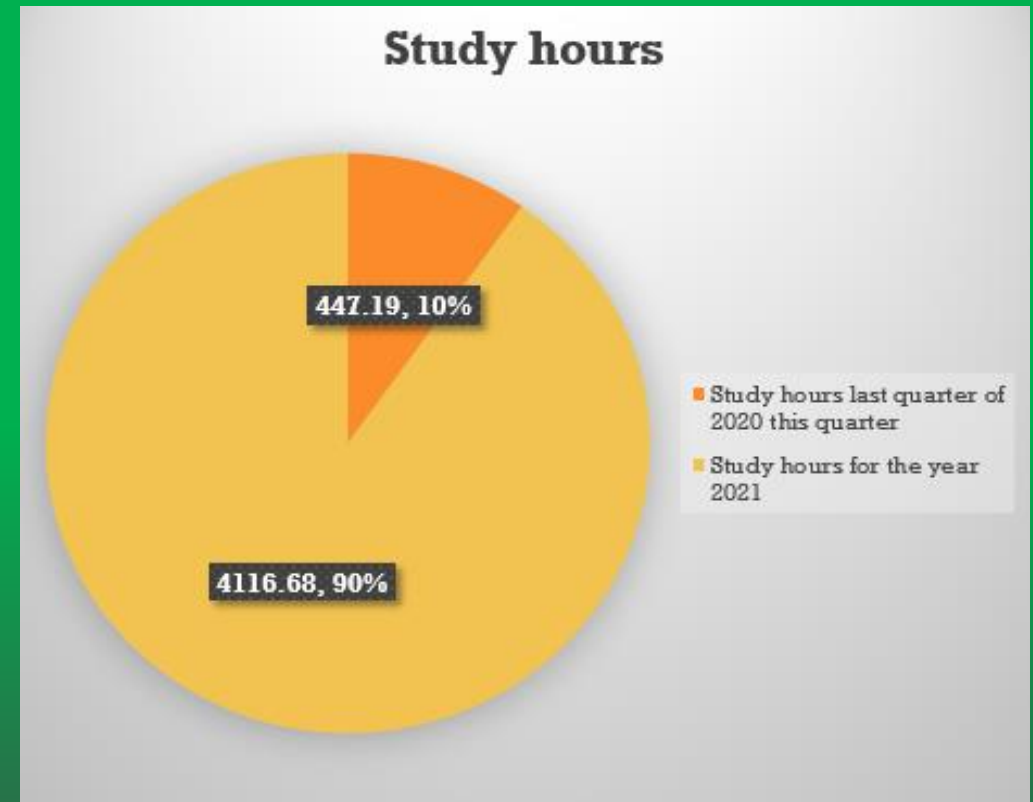
YOURpath's student high school attainment rate for 2021 equaled the end of the year attainment rate in 2020.





# STUDY HOURS FOR YEAR 2021

YOURpath's students' study hours increased from 447.19 as reflected in the last quarter of 2020 to 4116.68 this year of 2021. Students did exceptionally well balancing their coursework load between YOURpath's two platforms, Essential Education and Google Classroom.



# STUDENT SATISFACTION SURVEY FOR ANNUAL 2021

- YOURpath ranked 100% student satisfaction in the six areas:
  - ✓ How satisfied are you with your online courses?
  - ✓ How do you rate your comfort level with completing your courses online as opposed to in a classroom setting?
  - ✓ How convenient is it for you to have 24/7 access to your GED/HiSET courses?
  - ✓ How satisfied are you with the support you get from YOURpath's instructional team?
  - ✓ How likely do you feel that you will be successful in the program?
  - ✓ How likely are you to recommend someone to enroll into YOURpath for Adult Learners?

# 2022-23 GOALS/OBJECTIVES

YOURpath for Adult Learners' 2022-23 objectives focus on its instructional, attainment, and program goals as outlined below:

## ❖ Instructional:

- ❖ Objective 1: To **continue** ensuring that every student enrolled in the program has the instructional support needed to advance in their online coursework, moving to the next level of advancement within a three-month span. *(This objective is supported by the projected test date tracking log).*
- ❖ Objective 2: To effectively monitor students' test-readiness gains (at a minimum of 3 points) on their HiSET practice test and (at a minimum of 5 points) GED practice test and ensure that students are making monthly gains to test within 3-4 months of enrollment (excluding TABE courses) .

## ❖ Attainment:

- ❖ Objective 1: To **continue** ensuring that every student who demonstrates test-readiness is scheduled for his/her official exam within 1 month of testing.
- ❖ Objective 2: To increase our student high school attainment rate by 16% to include three graduates by the end of the year.

## ❖ Program:

- ❖ Objective 1: To increase our student enrollment by 10-15% by the end of 2021.
- ❖ Objective 2: To improve our student retention by 10-15% by the end of 2021.

# THANK YOU

- Thank you to our partners, the Nora Roberts Foundation and the Williamsen Family Foundation. Your contributions and support have helped to make our vision, mission and student achievements possible.