

# 2022-23 ANNUAL OUTCOME MEASURES



**Ms. Jalene**



**Mr. Antone**



**Ms. Cinthya**

**NOTE:** The results presented in this report are based on the data collected before the annual cut-off period, which ended one week before the end of the year. This report does not include any students who enrolled in the program after the cut-off period.

# ABOUT OUR 2022 GRADUATES

- **Ms. Jailane** graduated from the program in March of 2022. She passed all of her exams, scoring on the college readiness level in RLA and math. She completed the program in nine months. Ms. Jailane plans to enroll in college to pursue a career in computer science.
- **Ms. Cinthya** graduated in May of 2022. She passed all of her exams, scoring on the college readiness level in writing and math. She completed the program in eleven months. Ms. Cinthya plans to focus on her family before heading to college.
- **Mr. Antone** graduated in December of 2022. He passed all his exams, scoring on the college level in reading and math and scoring 19 out of 20 in science and social studies. He completed the program in ten months. Mr. Antone plans to enroll in college to study business.



# 2018-22 GRADUATES



**NOTE:** The results presented in this report are based on the data collected before the annual cut-off period, which ended one week before the end of the year. This report does not include any students who enrolled in the program after the cut-off period.



# 2022-23 GOALS/OBJECTIVES

YOURpath for Adult Learners' 2022-23 objectives focus on its instructional, attainment, and program goals as outlined below.

## Instructional:

- **Objective 1 & 2:** Ensure that every student enrolled in the program has the instructional support needed to advance in their online coursework. Monitor students' test-readiness gains and ensure that students are making monthly gains to test within 3-4 months of enrollment, if eligible. **Met/Met.**

## Attainment:

- **Objective 1 & 2:** Ensure that every student who demonstrates test-readiness schedules their official exam within one month of testing. Increase our student high school attainment rate by 16%. **Met/Exceeded.**

## Program:

- **Objective 1 & 2:** Increase our student enrollment by 10-15% by the end of 2022. Improve our student retention by 10-15% by the end of 2022. **Exceeded/Partially Met. Student retention declined in the second half of the year. More resources are needed to improve our retention efforts.**

# STUDENT DEMOGRAPHICS

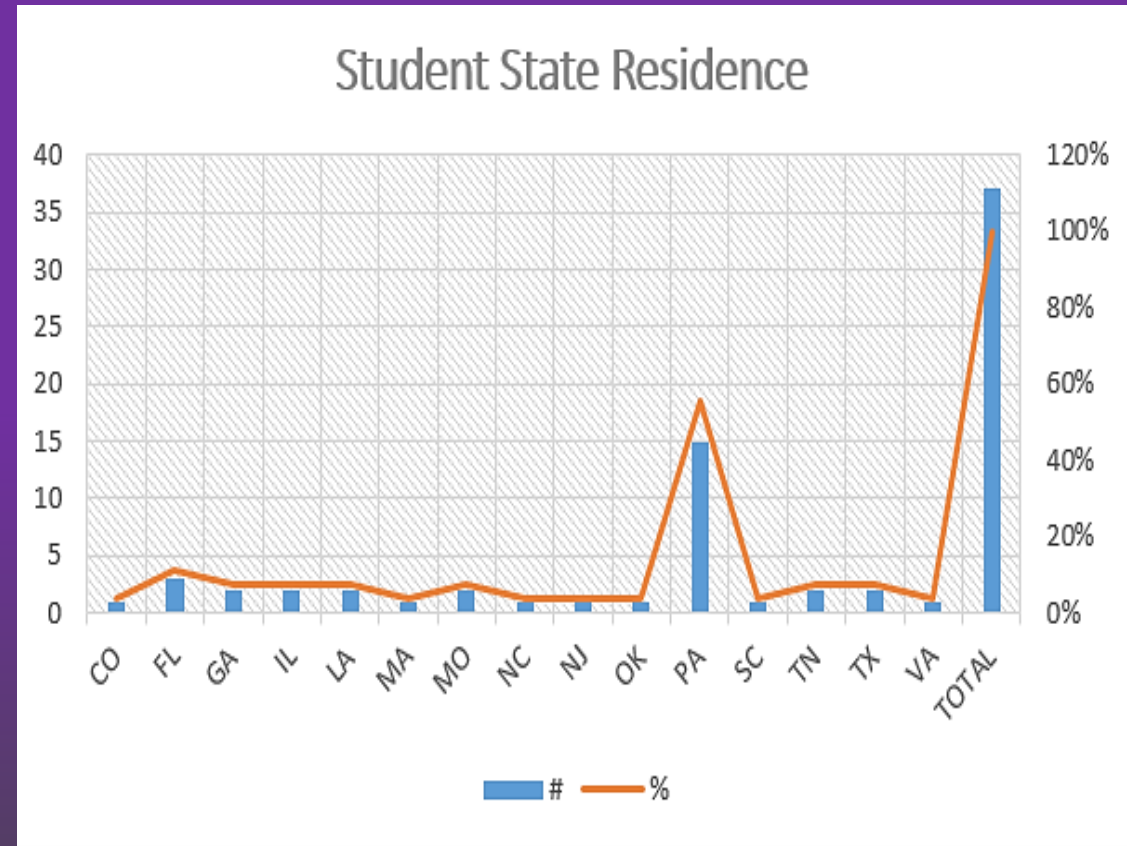
YOURPATH FOR ADULT LEARNERS



# STUDENTS ENROLLED PER STATE

YOURpath has a total enrollment of 37 students. Our highest population of enrolled students reside in the state of Pennsylvania.

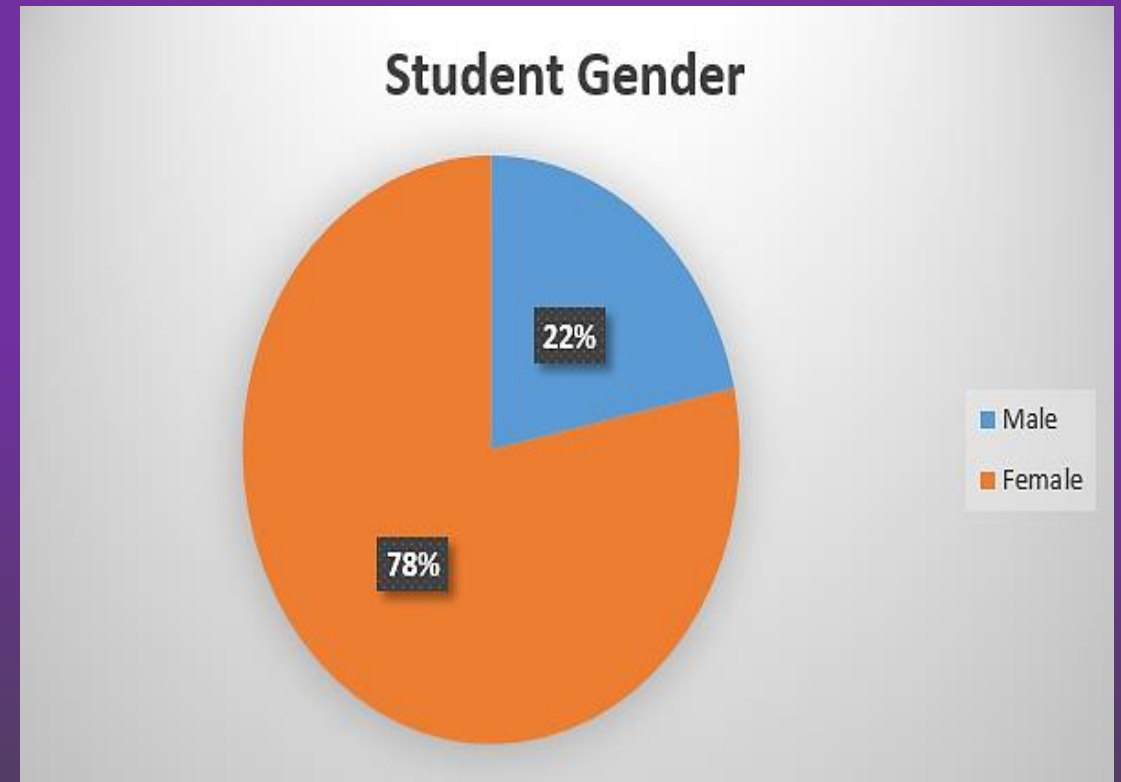
STATE	#	%
CO	1	3%
FL	3	7%
GA	2	5%
IL	2	5%
LA	2	5%
MA	1	3%
MO	2	5%
NC	1	3%
NJ	1	3%
OK	1	3%
PA	16	42%
SC	1	3%
TN	2	5%
TX	2	5%
VA	1	3%
<b>TOTAL</b>	<b>38</b>	<b>100%</b>



# STUDENT ENROLLMENT BASED ON GENDER

Per our student enrollment:

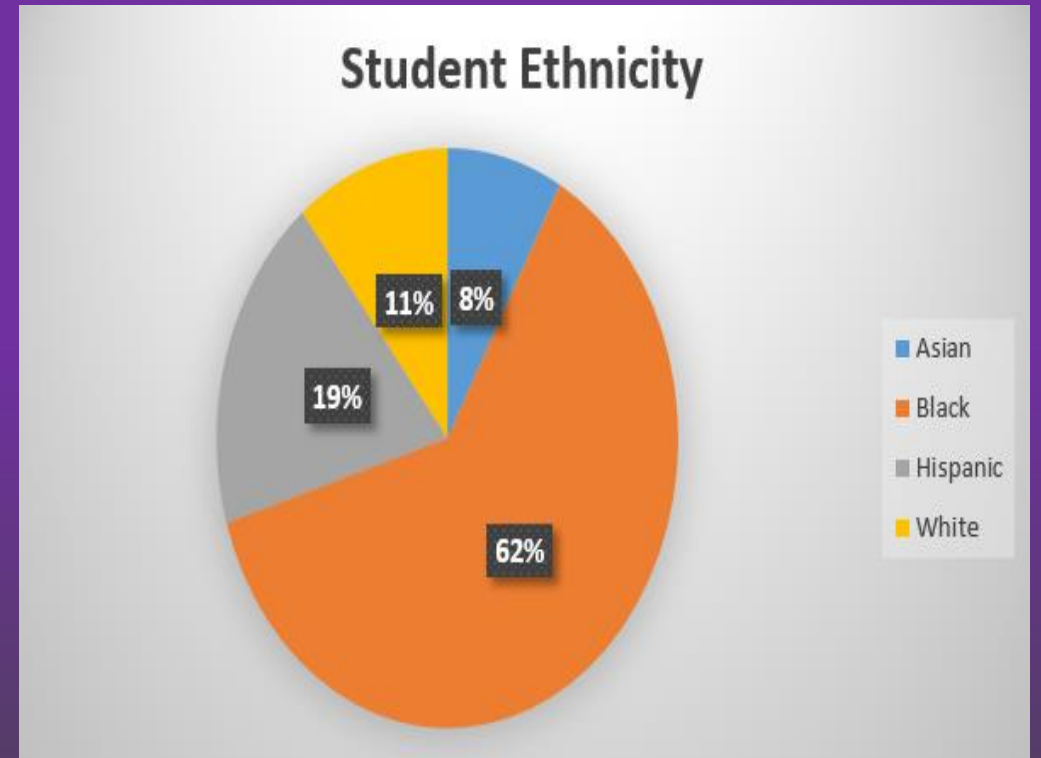
Gender	#	%
Male	8	22%
Female	29	78%
Total	37	100%



# STUDENT RACE/ETHNICITY

Our student racial/ethnicity consists of the following:

RACE	#	%
Asian	3	8%
Black	23	62%
Hispanic	7	19%
White	4	11%
Total	37	100%

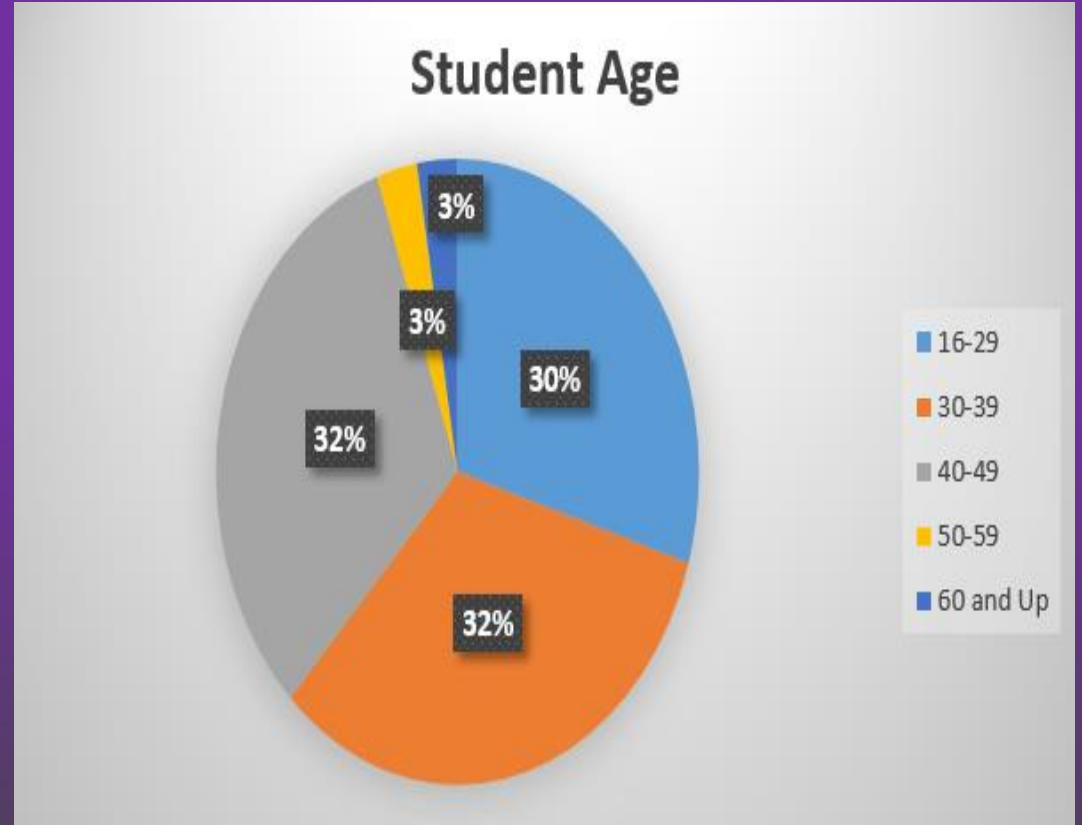




# STUDENT AGE

YOURpath's largest population of students falls within the age range of 30-49, representing the working adult age. Our smallest population of students consists of adults within the age range of 50 and up. Our student ages consist of the following:

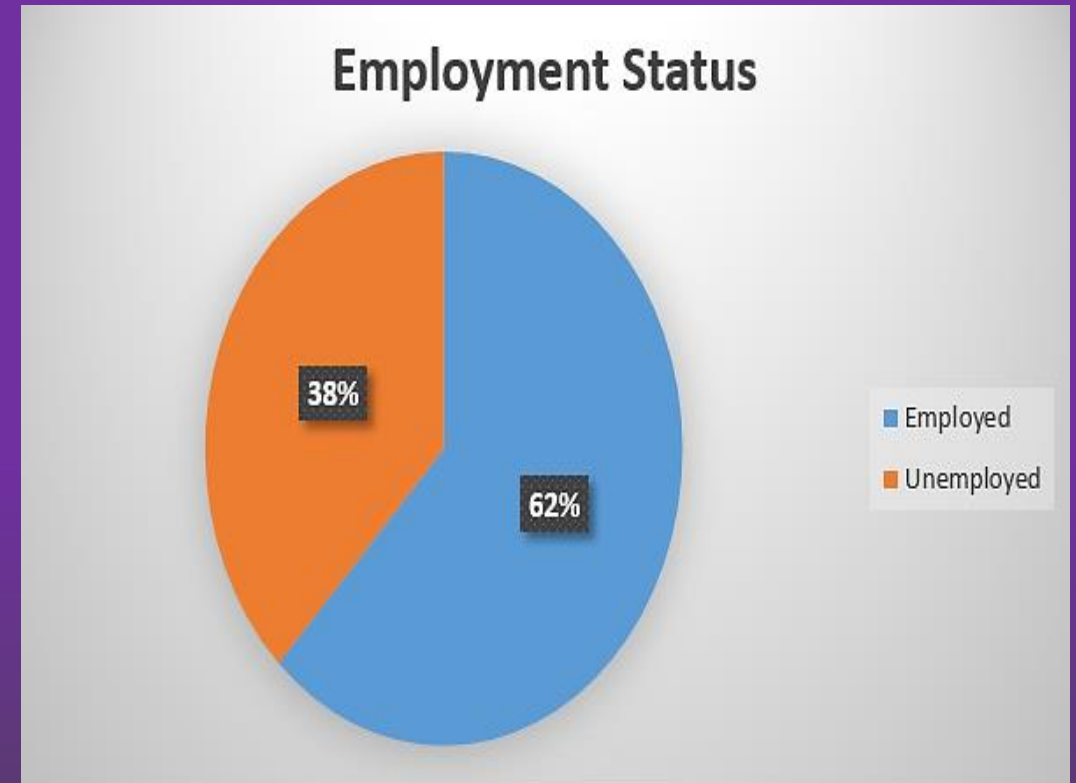
Age	No.
16-29	11
30-39	12
40-49	12
50-59	1
60 and Up	1
	37



# STUDENT EMPLOYMENT STATUS

Our student employment statuses are as follow:

- 62% (23) of our students are employed, on a full-time or part-time status.
- 38% (14) of our students are unemployed.



# OUTCOME RESULTS

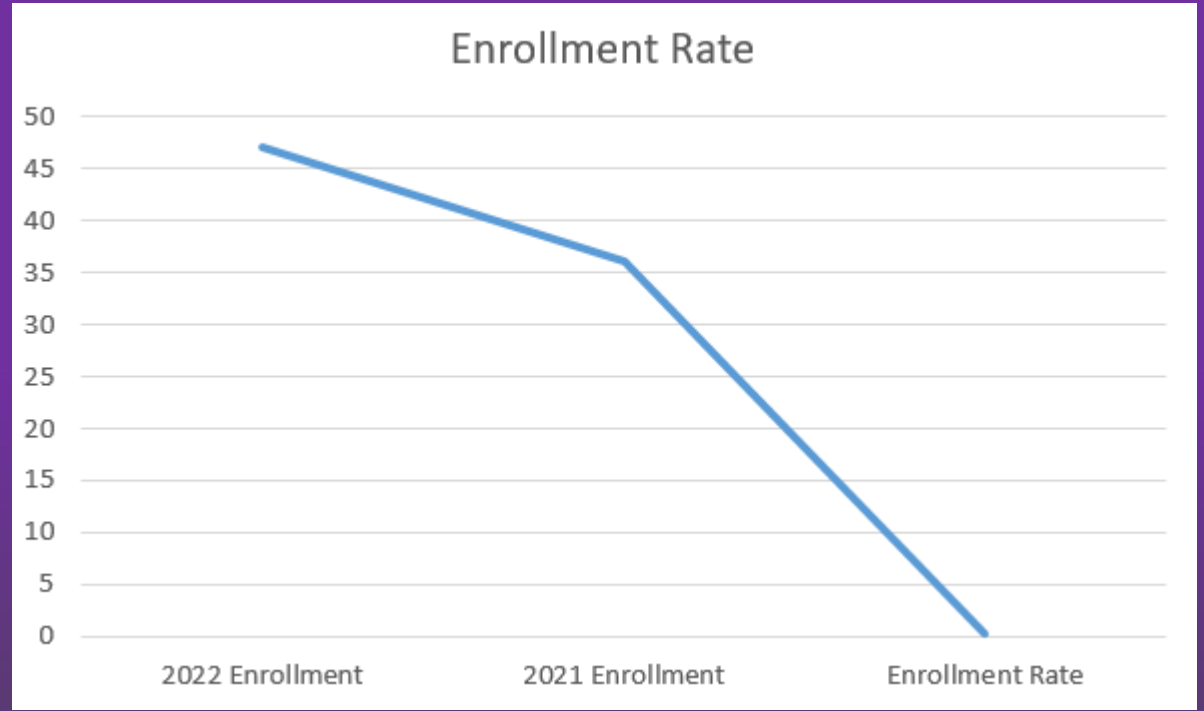
YOURPATH FOR ADULT LEARNERS



# ENROLLMENT RATE

YOURpath's student enrollment rate for 2022 increased by 31%.

2022 Enrollment	47
2021 Enrollment	36
Enrollment Rate	31%

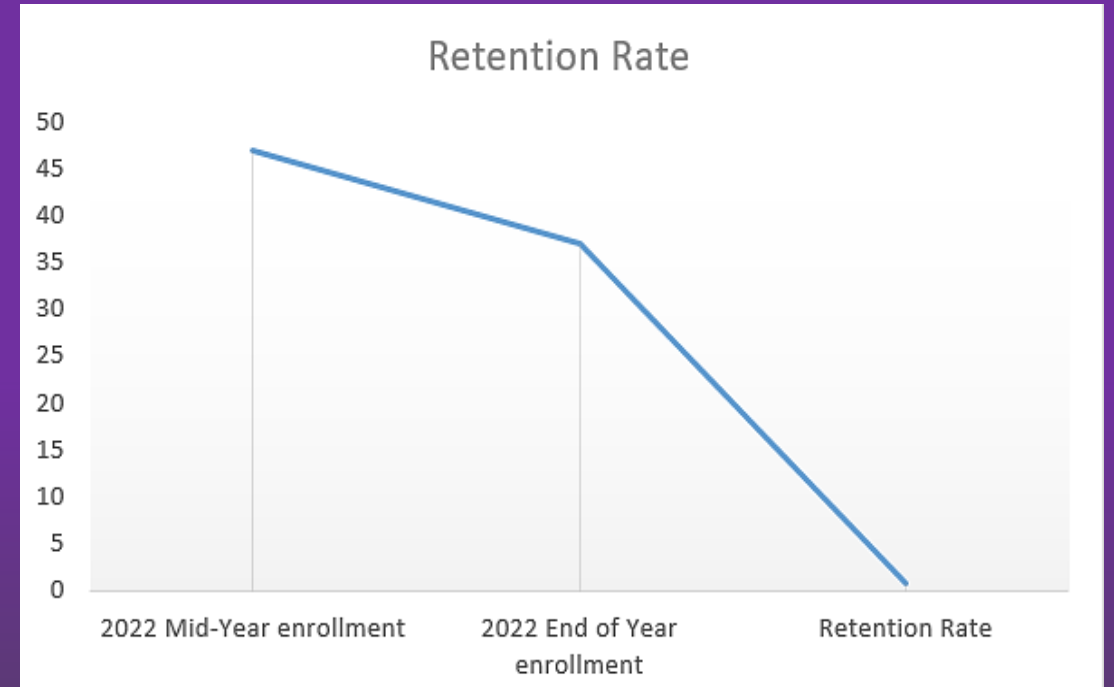


**Note:** The enrollment rate was calculated by subtracting the previous year enrollment from the number of students enrolled at mid-year divided by the previous year enrollment. Then, Multiply by 100 to get the enrollment increase rate for the current year.

# RETENTION RATE

YOURpath's student retention rate for 2022 is 79%.

2022 Mid-Year enrollment	47
2022 End of Year enrollment	37
Retention Rate	79%

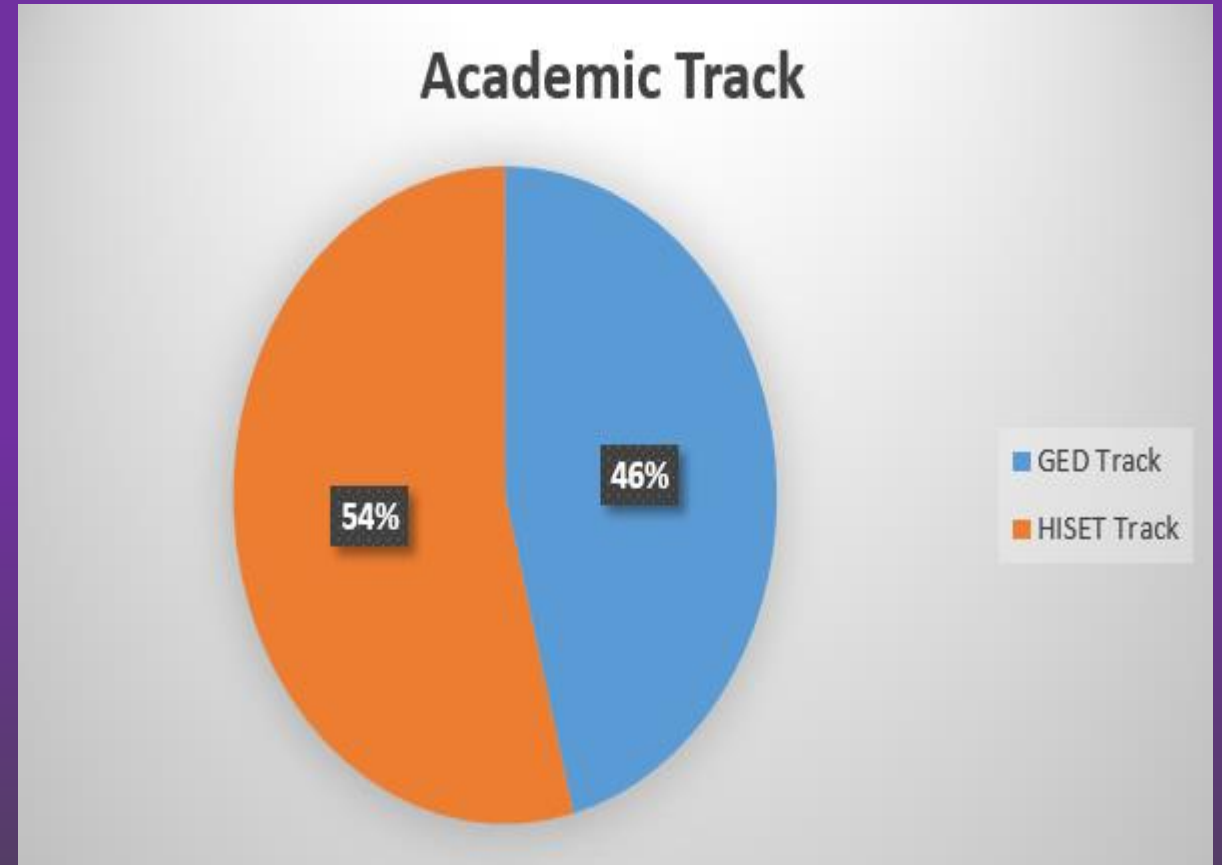


**Note:** The Retention rate was calculated by dividing the number of students on the last day of the given period by the number of students at mid-year. Then, multiply that number by 100 to convert it to a percentage

# STUDENT ACADEMIC TRACK

Our students are on the following academic tracks:

GED Track	17	46%
HISET Track	20	54%
Total	37	100%

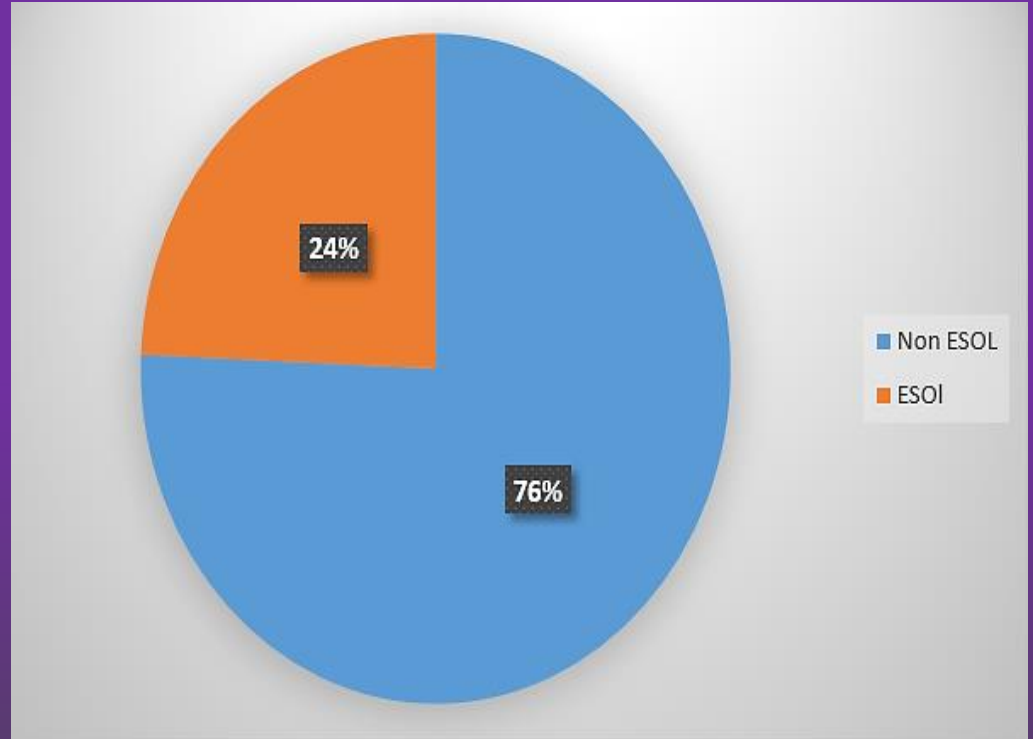




# ESOL STUDENT STATUS

Recently, YOURpath has increased its enrolment of students with English as a Second Other Language (ESOL). As a result, our ESOL student population consists of 24% (9 students). One of our recent graduates (Ms. Cinthya) was among our ESOL student population.

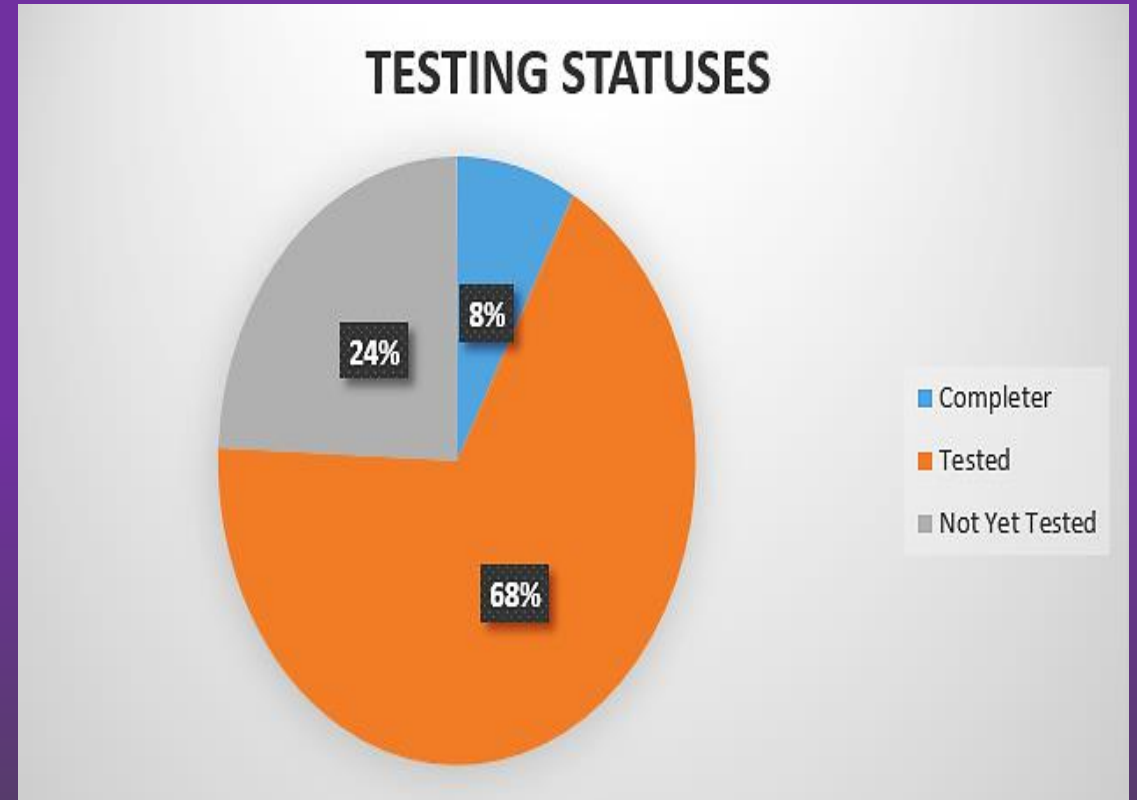
Non ESOL	28
ESOL	9
Total	37



# ACTIVE STUDENTS TESTING STATUSES

Our students' testing statuses this year 2022 are as follows:

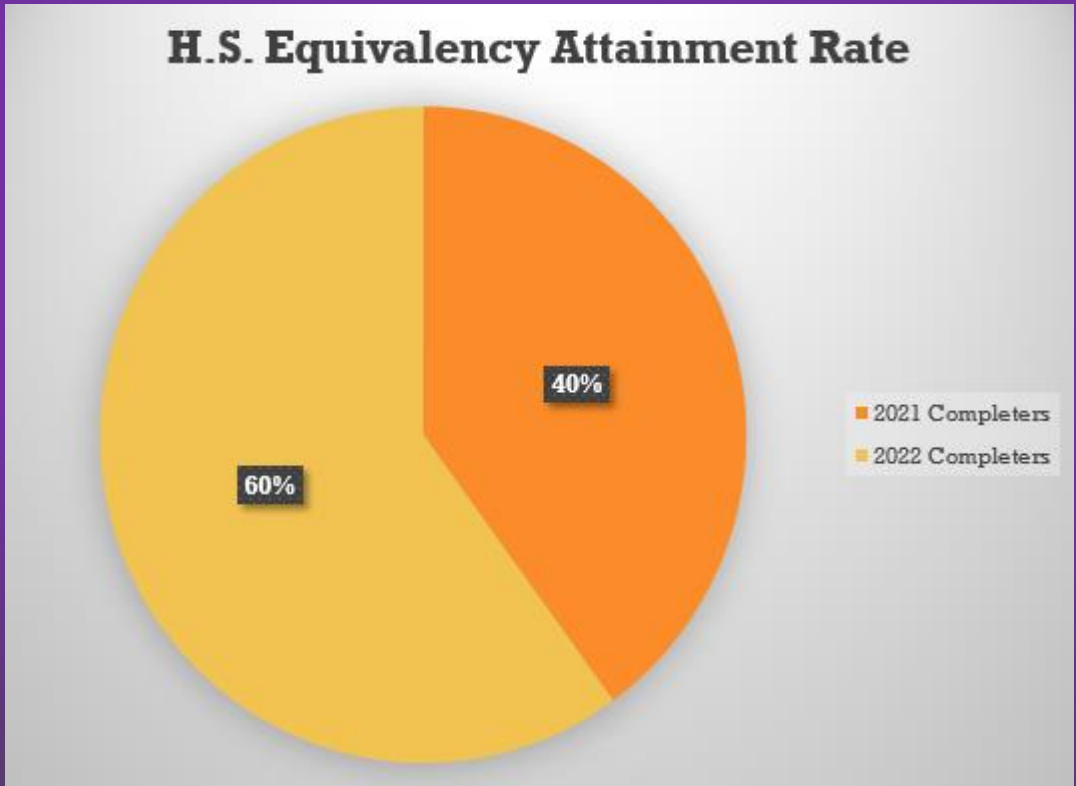
- 8% (3 students) completed the program in 2022.
- 68% (25 students) have tested in 1 or more subject areas.
- 24% (9 students) have not yet tested. The majority of these students are recent enrollees.



# STUDENT HIGH SCHOOL EQUIVALENCY (HSE) ATTAINMENT RATE

YOURpath's student high school attainment rate increased by 20% in 2022 from 2021.

We exceeded our attainment goal this year.





# HSE LITERACY GAINS

YOURpath's average gains for our GED/HiSET program were as follows:

- **HiSET Track:**

- **Reading:** Students made a 7-point gain, from 6.0 to 13.0, near the college readiness level of 15.0.
- **Essay Writing:** Students made a 2.5-point gain, from 1.0. to 3.5, a proficient skill level.
- **Math:** Students made a 10-point gain, from 4.0 to 14.0, near the college readiness level of 15.0.
- **Science:** Students made a 5-point gain from 8.0 to 13.0, near the college readiness level of 15.0.
- **Social Studies:** Students made a 6-point gain from 8.0 to 14, near the college readiness level of 15.0.

- **GED Track:**

- **RLA:** Students made a 50-point gain, from 116.0 to 160.0, near the college readiness level, 165.0.
- **Math:** Students made a 47-point gain from 112.0 to 159.0.
- **Science:** Students made a 49-point gain from 113.0 to 162.0, near the college readiness level of 165.0.
- **Social Studies:** Students made a 40-point gain from 114.0 to 154.0.

# ABE/ESL LITERACY GAINS

YOURpath's average gains for our ABE/ESL students were as follows:

- **HiSET Track:**

- **Reading:** Students made a 7-point gain, from 6.0 to 13.0, near the college readiness level of 15.0.
- **Essay Writing:** Students made a 2.0-point gain, from 1.0. to 3.0, a proficient skill level.
- **Math:** Students made a 10-point gain, from 3.0 to 13.0, near the college readiness level of 15.0.
- **Science:** Students made a 6-point gain from 6.0 to 12.0.
- **Social Studies:** Students made a 7-point gain from 5.0 to 12.0.

- **GED Track:**

- **RLA:** Students made a 50-point gain, from 116.0 to 160.0, near the college readiness level, 165.0.
- **Math:** Students made a 47-point gain from 112.0 to 159.0.
- **Science:** Students made a 49-point gain from 113.0 to 162.0, near the college readiness level of 165.0.
- **Social Studies:** Students made a 40-point gain from 114.0 to 154.0.

# STUDENT SATISFACTION SURVEY RESULTS

YOURpath ranked 100-95% student satisfaction in the six areas:

- ✓ How satisfied are you with your online courses?
- ✓ How do you rate your comfort level with completing your courses online as opposed to in a classroom setting?
- ✓ How convenient is it for you to have 24/7 access to your GED/HiSET courses?
- ✓ How satisfied are you with the support you get from YOURpath's instructional team?
- ✓ How likely do you feel that you will be successful in the program?
- ✓ How likely are you to recommend someone to enroll into YOURpath for Adult Learners?

# SUMMARY OF ACCOMPLISHMENTS

- Since YOURpath's inception, we have witnessed remarkable results:
- We **graduated eight students** from our program. Three students graduated from our program in 2022, increasing our H.S. equivalency diploma attainment by 20% from 2021. They all graduated at/near the college readiness level in reading and mathematics. One out of the three scored at the college readiness level, scoring 19 out of 20 in both social studies and science.
- On average, our students increase their literacy skills and attain their diploma within six to twelve months after being out of school for decades.
- Eighty-six percent (86%) of our Graduates have scored on the College Readiness Level.
- Sixty-eight percent (68%) of our students have officially tested.
- One hundred percent (100%) of our Graduates have enrolled in higher learning or acquired employment at the high school requirement level.
- We have maintained a retention rate of seventy-nine percent (79%); and a ninety-five percent (95%) student satisfaction rate.





# 2023-24 GOALS/OBJECTIVES

YOURpath for Adult Learners' 2023-24 objectives focus on its instructional, attainment, and program goals as outlined below.

## **Instructional:**

- **Objective 1 & 2:** Ensure that every student enrolled in the program has the instructional support needed to advance in their online coursework. Monitor students' test-readiness gains and ensure that students are making monthly gains to test within 3-4 months of enrollment, if eligible.

## **Attainment:**

- **Objective 1 & 2:** Ensure that every student who demonstrates test-readiness schedules their official exam within one month of testing. Increase our student high school attainment rate by 15-20%.

## **Program:**

- **Objective 1 & 2:** Increase our student enrollment by 10-15% by the end of 2023. Improve our student retention by 10-15% by the end of 2023.

# THANK YOU!

Thank you to our 2022 partners and supporters:

- **Nora Roberts Foundation**
- **Williamsen Family Foundation**
- **ProLiteracy**
- **Dollar General Literacy Foundation**
- **Richard C. Munroe Foundation**
- **Costco Wholesale**
- **Pitney Bowes**



Your contributions and support have helped to make our vision, mission and student achievements possible. Again, thank you!