



2023-24 ANNUAL OUTCOME MEASURES & PROGRESS TOWARD ACHIEVING ANNUAL GOALS



NOTE: The results presented in this report are based on the data collected before the mid-year cut-off period, which ended one week before the end of the mid-year. This report does not include any students who enrolled in the program after the cut-off period.

YOURPATH'S CLASS OF 2023 GRADUATES

- Ms. Ashley, HiSET
- Ms. Chasity, HiSET
- Ms. Lasheena, HiSET
- Ms. Stephanie, GED
- Mr. Ahmed, HiSET
- Ms. Shemekia, HiSET



NOTE: The results presented in this report are based on the data collected before the mid-year cut-off period, which ended one week before the end of the mid-year. This report does not include any students who enrolled in the program after the cut-off period.

STUDENT TESTIMONY



NOTE: The results presented in this report are based on the data collected before the mid-year cut-off period, which ended one week before the end of the mid-year. This report does not include any students who enrolled in the program after the cut-off period.

STUDENT TESTIMONY



**"I did it!"
Graduate
Class of 2023**

YOURpath for Adult Learners
Email Today!
www.YOURpathforadultlearners.com

**Mrs. Chasity
Class of 2023**

<https://youtu.be/UcvJio1pPYE>

NOTE: The results presented in this report are based on the data collected before the mid-year cut-off period, which ended one week before the end of the mid-year. This report does not include any students who enrolled in the program after the cut-off period.



WHY THE WORK WE DO MATTERS?

STATISTICS

- Today, 34 million adults in the U.S. are without a high school diploma (Ad Council, 2019). Moreover, [according to statistics](#), non-H.S. graduates have the highest unemployment rate and earn significantly less than H.S. graduates over time (Department of Labor, 2021). These disparities have significant [social disadvantages](#), such as poor health conditions, high crime rates, high poverty, and repetitive family dropout cycles, esp. among lower-income communities, where the dropout rate and lack of basic skills are higher ([All4Ed](#), 00:06:15-01:02:50).
- Additionally, a recent study from the Program for the International Assessment of Adult Competencies ([PIAAC](#)) found that 43 million U.S. adults possessed below literacy skills, which meant they were "functionally illiterate in English. They were unable to successfully determine the meaning of sentences, read relatively short texts to locate a single piece of information, or complete simple forms." ([U.S. DEPARTMENT OF EDUCATION NCES, 2019](#)).



SINCE YOURPATH'S INCEPTION 2018

STATISTICS

- Since YOURpath's inception in 2018, we have achieved remarkable results:
- 35% of our students have graduated from the program, consisting of fourteen students.
- 75% of our students have officially tested in more than one subject area.
- 86% of our Graduates have scored on the College Readiness Level in at least two subject areas, with 08% earning a perfect test score of the college readiness level.
- 100% of our Graduates have enrolled in higher learning (i.e., vocational training or college) or acquired employment at the high school requirement level.
- We have maintained a 95% student satisfaction rate among our students.

2018-23 GRADUATES



NOTE: The results presented in this report are based on the data collected before the mid-year cut-off period, which ended one week before the end of the mid-year. This report does not include any students who enrolled in the program after the cut-off period.



2023-24 GOALS/OBJECTIVES

YOURpath for Adult Learners' 2023-24 objectives focus on its instructional, attainment, and program goals as outlined below.

Instructional:

- **Objective 1 & 2:** Ensure that every student enrolled in the program has the instructional support needed to advance in their online coursework. Monitor students' test-readiness gains and ensure that students are making monthly gains to test within 3-4 months of enrollment, if eligible. **Met Goal.**

Attainment:

- **Objective 1 & 2:** Ensure that every student who demonstrates test-readiness schedules their official exam within one month of testing. Increase our student high school attainment rate by 15-20%. **Exceeded Goal.**

Program:

- **Objective 1 & 2:** Increase our student enrollment by 10-15% by the end of 2023. Improve our student retention by 10-15% by the end of 2023. **Exceeded Goal/ Met Goal.**

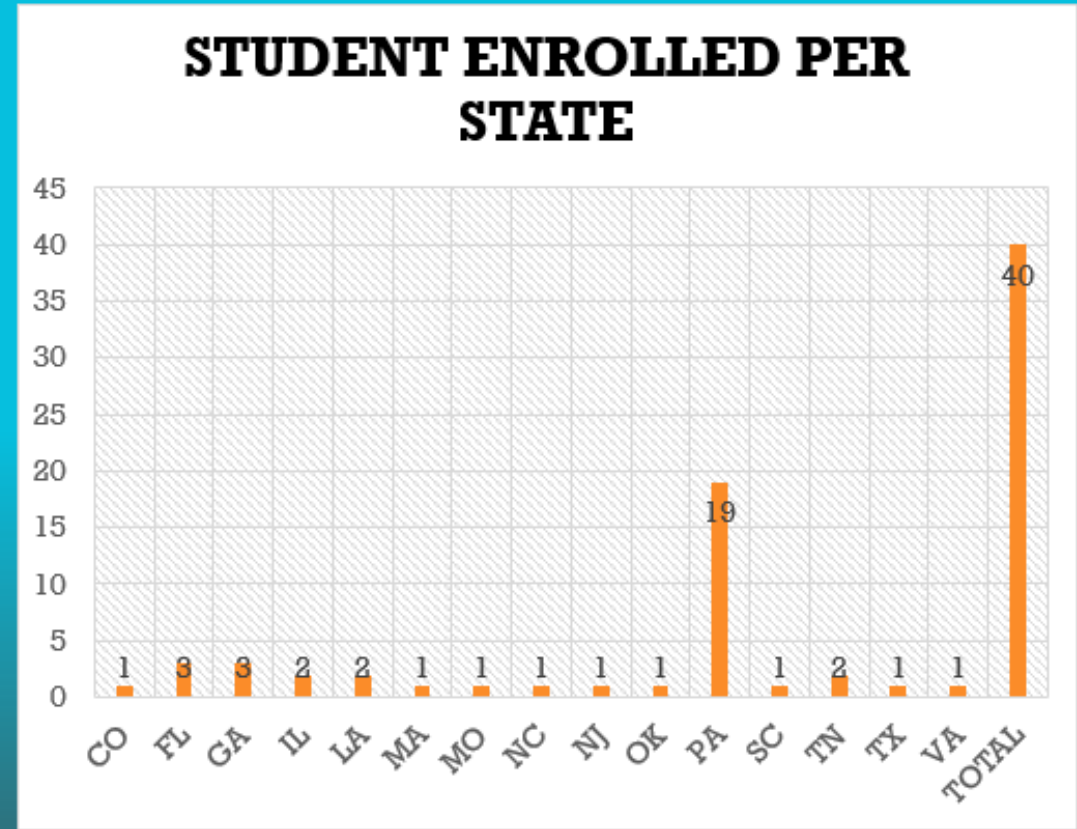
STUDENT DEMOGRAPHICS

YOURPATH FOR ADULT LEARNERS

STUDENTS ENROLLED PER STATE

YOURpath has a total enrollment of 40 students. Our highest population of enrolled students reside in the state of Pennsylvania.

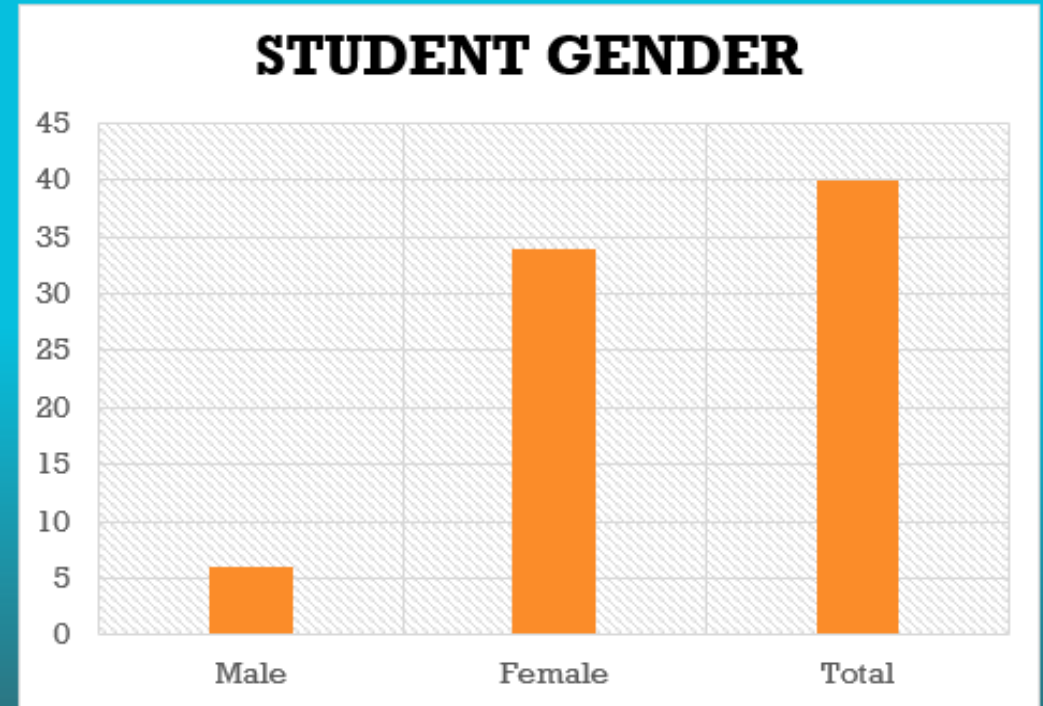
STATE	#	%
CO	1	2%
FL	3	10%
GA	3	10%
IL	2	5%
LA	2	5%
MA	1	2%
MO	1	2%
NC	1	2%
NJ	1	2%
OK	1	2%
PA	19	47%
SC	1	2%
TN	2	5%
TX	1	2%
VA	1	2%
TOTAL	40	100%



STUDENT ENROLLMENT BASED ON GENDER

Per our student enrollment:

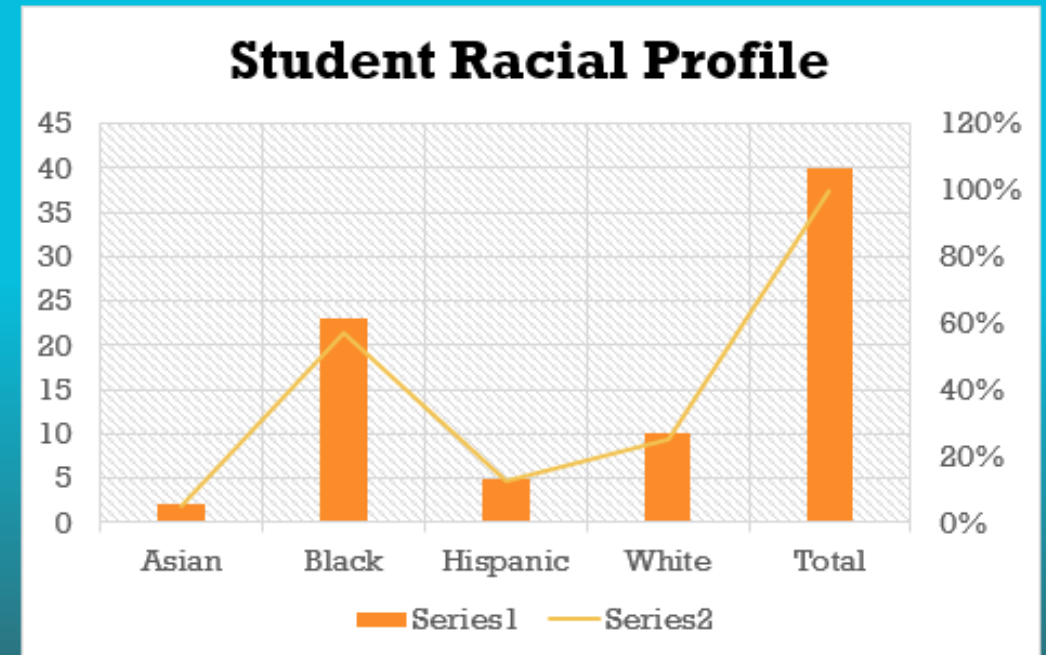
Gender	#	%
Male	6	15%
Female	34	85%
Total	40	100%



STUDENT RACE/ETHNICITY

Our student racial/ethnicity consists of the following:

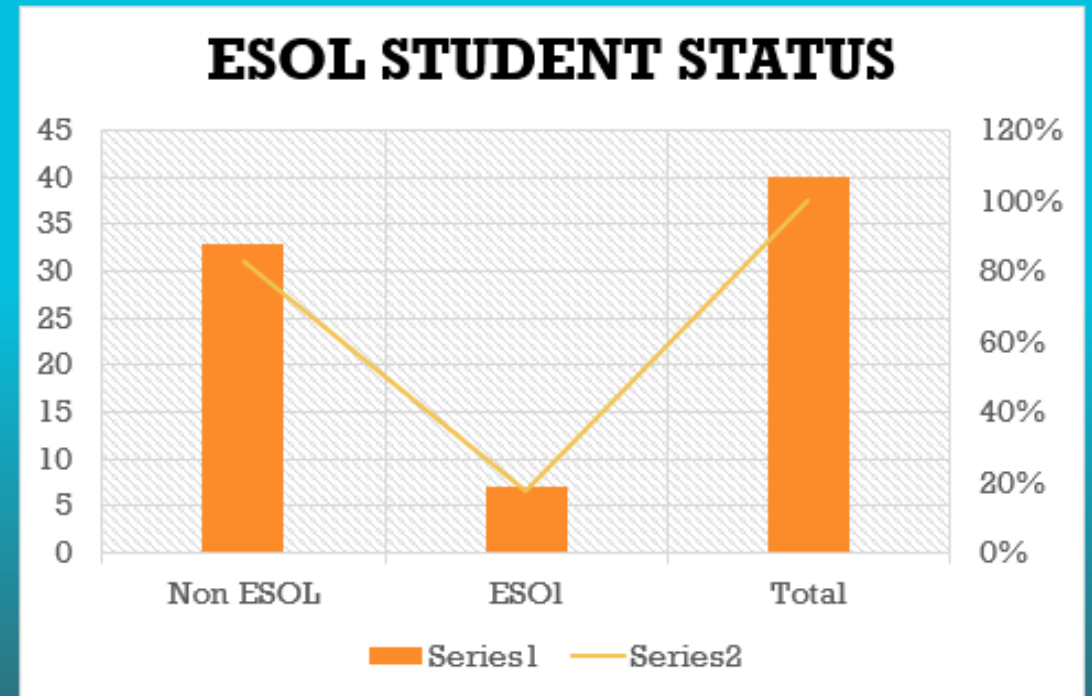
Asian	2	5%
Black	23	57%
Hispanic	5	13%
White	10	25%
Total	40	100%



ENGLISH AS A SECOND OTHER LANGUAGE (ESOL) STUDENTS

Our ESOL students comprise 18% of our student population.

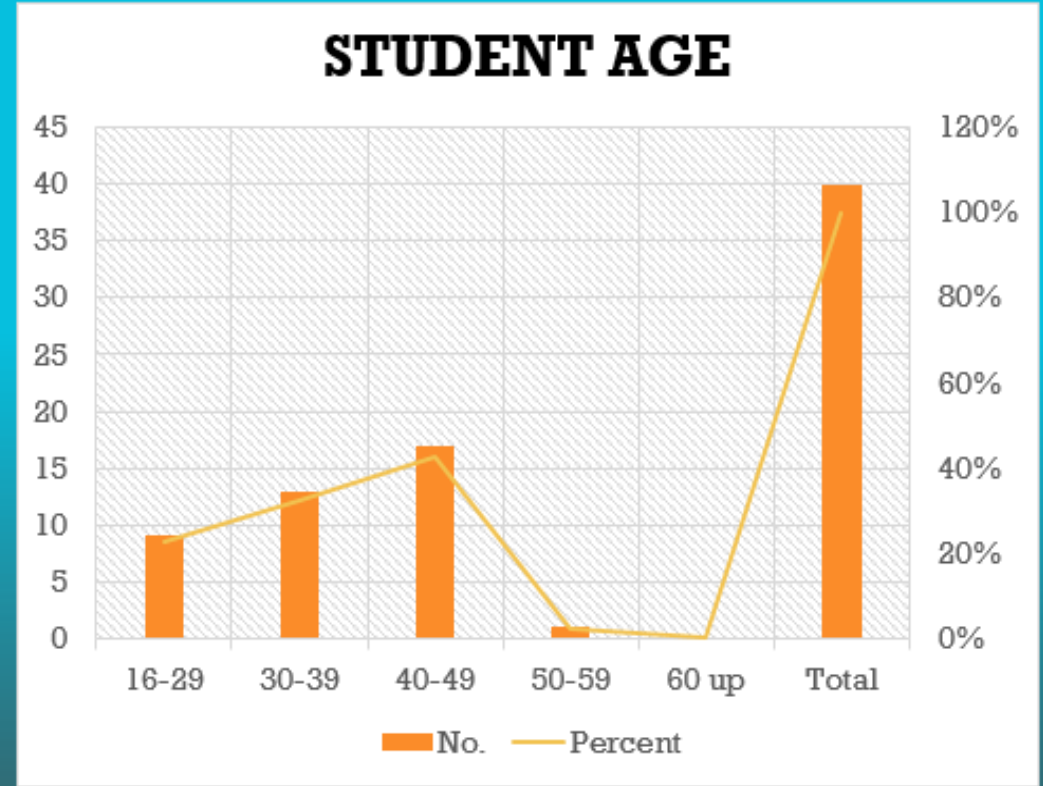
Non ESOL	33	82%
ESOL	7	18%
Total	40	100%



STUDENT AGE

YOURpath's largest population of students falls within the age range of 30-49, representing the working adult age. Our smallest population of students consists of adults within the age range of 50 and up. Our student ages consist of the following:

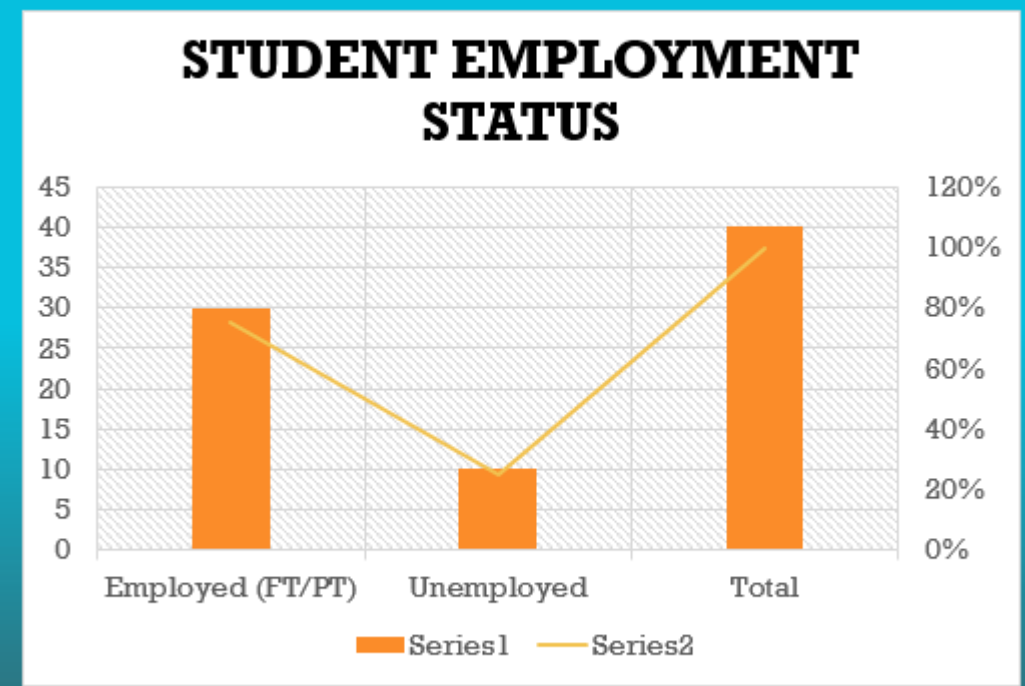
Age	No.	Percent
16-29	9	23%
30-39	13	32%
40-49	17	42%
50-59	1	3%
60 up	0	0%
Total	40	100%



STUDENT EMPLOYMENT STATUS

Our student employment statuses are as follow:

Employed (FT/PT)	30	75%
Unemployed	10	25%
Total	40	100%



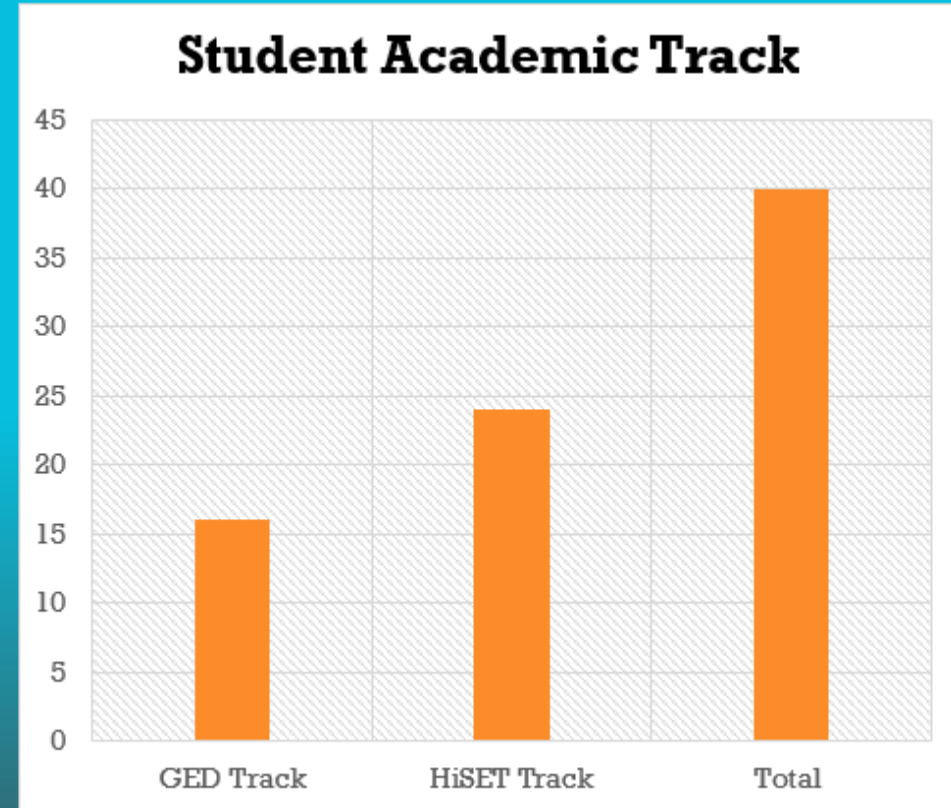
OUTCOME RESULTS

YOURPATH FOR ADULT LEARNERS

STUDENT ACADEMIC TRACK

Our students are on the following academic tracks:

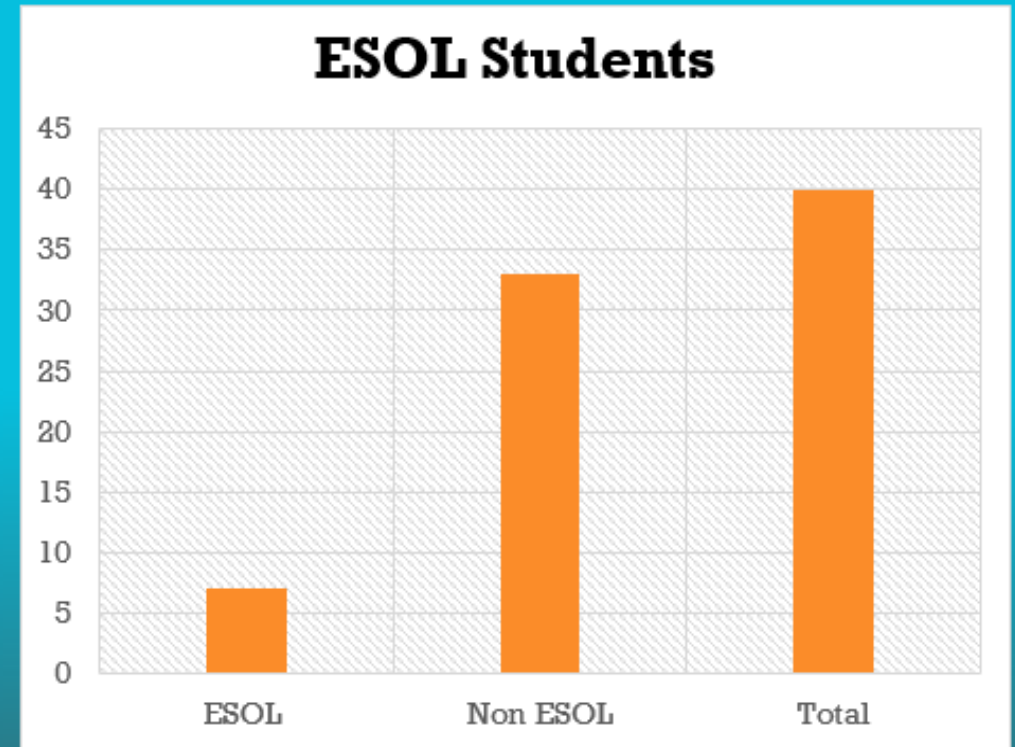
GED Track	16
HiSET Track	24
Total	40



ESOL STUDENT STATUS

Our ESOL student population consists of 18% (7 students) this mid-year.

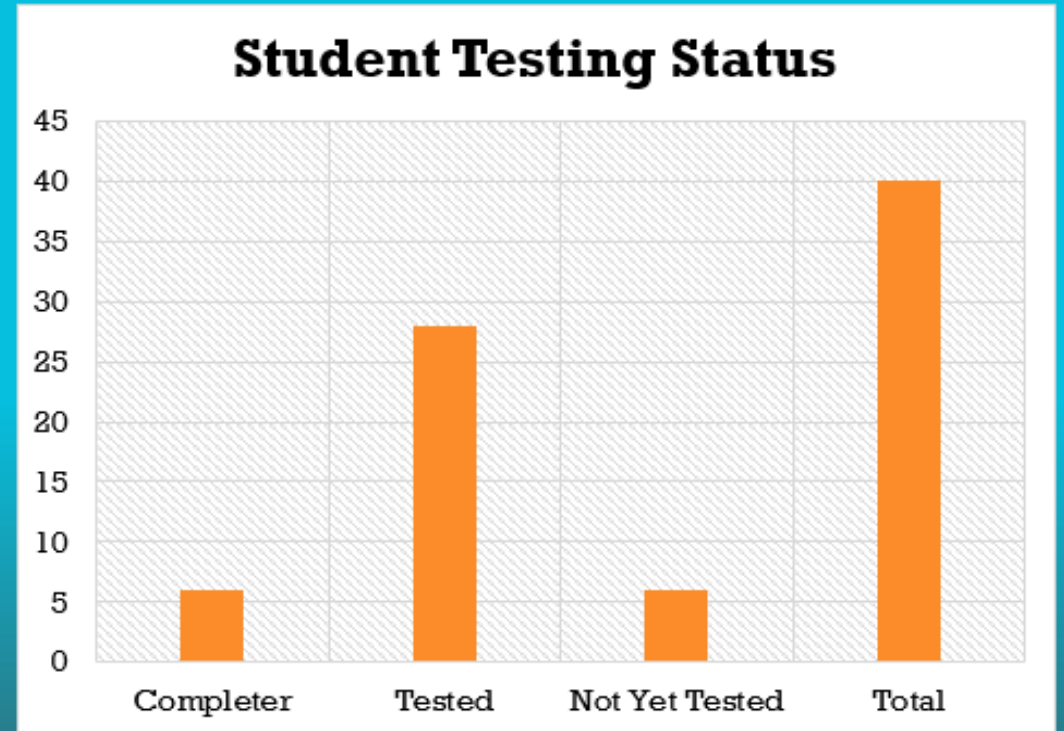
ESOL	7
Non ESOL	33
Total	40



ACTIVE STUDENTS TESTING STATUSES

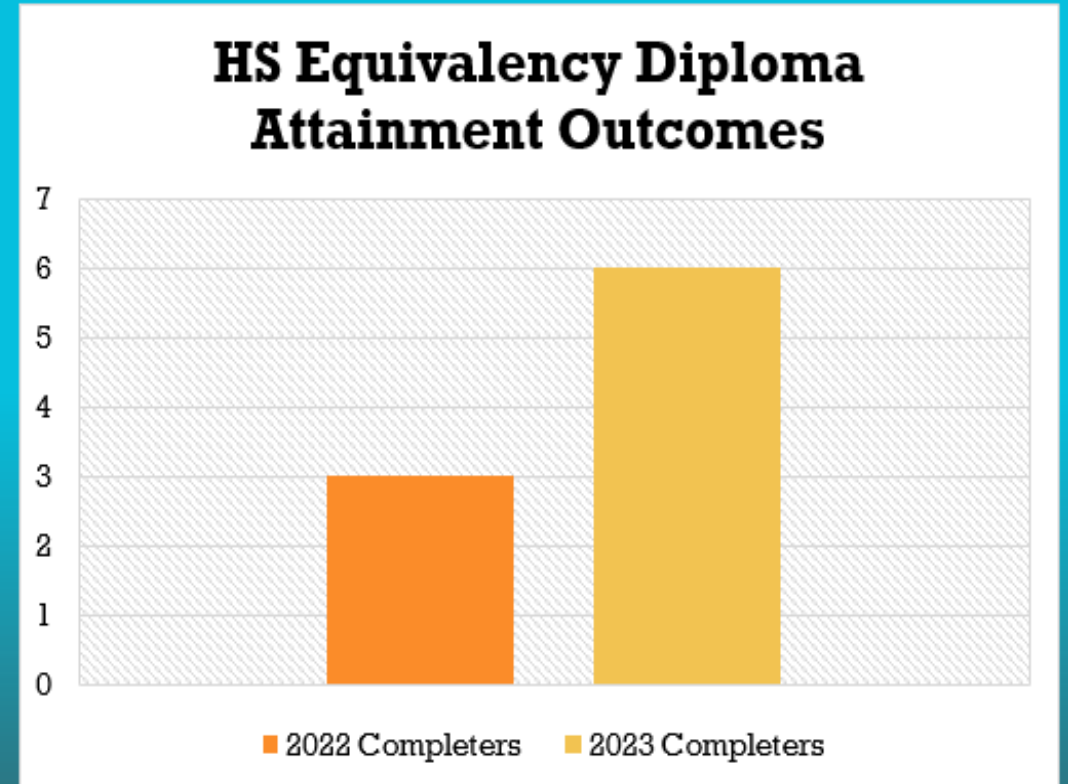
Our students' testing statuses this mid-year 2023 are as follows:

- 15% (6 students) have completed the program during the first half of the year (mid-year).
- 70% (28 students) have tested in 1 or more subject areas.
- 15% (6 students) have not yet tested. The majority of these students are recent enrollees.



STUDENT HIGH SCHOOL ATTAINMENT

YOURpath's student high school attainment rate for 2023 increased by 50% from the prior year 2022.



ABE/ESL LITERACY GAINS

YOURpath's average gains for our ABE/ESL students were as follows:

HiSET Track:

- Reading: Students made a 10-point gain, from 7.0 to 17.0, above the college readiness level of 15.0.
- Essay Writing: Students made a 2.0-point gain, from 2.0 to 4.0, a proficient skill level. •
- Math: Students made a 7-point gain, from 5.0 to 12.0, near the college readiness level of 15.0.
- Science: Students made a 9-point gain from 6.0 to 15.0, at the college readiness level of 15.0.
- Social Studies: Students made a 7-point gain from 6.0 to 15.0, at the college readiness level of 15.0.

GED Track:

- RLA: Students made a 50-point gain, from 116.0 to 160.0, near the college readiness level, 165.0.
- Math: Students made a 47-point gain from 112.0 to 159.0.
- Science: Students made a 49-point gain from 113.0 to 162.0, near the college readiness level of 165.0.
- Social Studies: Students made a 40-point gain from 114.0 to 154.0.

GED/HISET PROGRAM GAINS

YOURpath's average gains for our GED/HiSET program were as follows:

HiSET Track:

- Reading: Students made a 7-point gain, from 6.0 to 13.0, near the college readiness level of 15.0.
- Essay Writing: Students made a 2.5-point gain, from 1.0 to 3.5, a proficient skill level.
- Math: Students made a 10-point gain, from 4.0 to 14.0, near the college readiness level of 15.0.
- Science: Students made a 5-point gain from 8.0 to 13.0, near the college readiness level of 15.0.
- Social Studies: Students made a 6-point gain from 8.0 to 14, near the college readiness level of 15.0.

GED Track:

- RLA: Students made a 50-point gain, from 116.0 to 160.0, five points shy of the college readiness level, 165.
- Math: Students made a 47-point gain from 112.0 to 159.0.
- Science: Students made a 49-point gain from 113.0 to 162.0, nearly the college readiness level of 165.0.
- Social Studies: Students made a 40-point gain from 114.0 to 154.0.

2023 STUDENT SATISFACTION SURVEYS

- YOURpath ranked 95% student satisfaction in the six areas:
 - ✓ How satisfied are you with your online courses?
 - ✓ How do you rate your comfort level with completing your courses online as opposed to in a classroom setting?
 - ✓ How convenient is it for you to have 24/7 access to your GED/HiSET courses?
 - ✓ How satisfied are you with the support you get from YOURpath's instructional team?
 - ✓ How likely do you feel that you will be successful in the program?
 - ✓ How likely are you to recommend someone to enroll into YOURpath for Adult Learners?

A SUMMARY OF OUR HIGHLIGHTS IN 2023

- 86% of our Graduates scored on the [College Readiness Level](#) in at least two subject areas.
- 100% of our Graduates have enrolled in some form of higher learning i.e., vocational training or college) or acquired employment at the high school requirement level
- YOURpath had approximately 250 applicants this year; however, we could only fill our available seats. We currently have a waiting list for enrollment. However, we provided 30% of these applicants free consultation and redirected them to other suitable programs.
- On average, students demonstrated a literacy and math gain of 5-7 points per subject (reading, language arts, writing, science, social studies, and math).
- On average, students invested 5-10 hours weekly on their coursework.
- YOURpath's annual student satisfaction survey rate ranged from 95-100% for culture, climate, and program/services.
- 90 % of our students rated their satisfaction with tutors as highly satisfied, and 93% rated tutors as highly interactive/engaging with students.
- Six students (15%) completed the program this year, 2023.
- 75% of our students are working adults, full-time and part-time. 100% of them have children, on average 3-4 children. Our career coaching/counseling has proven beneficial to our program in helping students manage their time by balancing their family, work, and study schedules. We also provided resources, including financial resources to students facing homelessness this year (particularly during the holiday season). Listen to one of our recent graduates' testimony: [Ms. Lasheena, YOURpath's Graduate of Class of 2023 - YouTube](#)



THANK YOU!

This year, YOURpath encountered a new challenge. Unfortunately, A few students faced homelessness during the holiday season. However, YOURpath pulled together to offer students resources and financial support. YOURpath gives a special “Thank You” to its coaches and Board Members for their support and financial aid to students in need.

A special “**Thank You**” to **Ms. Johnson (Career Coach)** and **Mrs. Best (Board Director)**.

Also, thank you to our invaluable partners. Your generous donations have significantly impacted YOURpath’s mission and its academic and career successes among our adult basic learners. We appreciate you!

- Pitney Bowes
- Dollar General Literacy Foundation
- Nora Roberts Foundation
- Williamsen Family Foundation
- The Blackbaud Giving Fund
- Charles & Leona K. Gruber Fund
- Richard C Monroe Foundation
- YOURpath’s Board Directors
- Fundraising Participants

YOURPATH'S 2024 PROGRAM GOALS

YOURpath's 2024 objectives focus on its instructional, attainment, and program goals as outlined below. The funds requested will aid us in achieving these objectives/goals in 2024.

Instructional:

- Objective 1: To **continue** ensuring that every student enrolled in the program has the instructional support needed to advance in their online coursework, moving to the next level of advancement within three months.
- Objective 2: To effectively monitor students' test-readiness gains and ensure that students are making monthly gains to test within 2-4 months of enrollment.

Attainment:

- Objective 1: To **continue** ensuring that every student who demonstrates test-readiness schedules their official exam within one month of testing.
- Objective 2: To maintain a student high school attainment rate of 7.5-10%, comprising three graduates annually.

Program:

- Objective 1: To maintain an enrollment capacity of 95-100%.
- Objective 2 ([Next Step Services](#)): To ensure that 100% graduates embark on a career/employment path upon earning their H.S. equivalency diploma.