

2023-24 MID-YEAR OUTCOME MEASURES & PROGRESS TOWARD ACHIEVING ANNUAL GOALS



Ms. Stephanie, GED



Ms. Ashley, HiSET



Ms. Lasheena, HiSET



Ms. Chasity, HiSET

NOTE: The results presented in this report are based on the data collected before the mid-year cut-off period, which ended one week before the end of the mid-year. This report does not include any students who enrolled in the program after the cut-off period.



WHY THE WORK WE DO MATTERS?

STATISTICS

- Today, 34 million adults in the U.S. are without a high school diploma (Ad Council, 2019). Moreover, [according to statistics](#), non-H.S. graduates have the highest unemployment rate and earn significantly less than H.S. graduates over time (Department of Labor, 2021). These disparities have significant [social disadvantages](#), such as poor health conditions, high crime rates, high poverty, and repetitive family dropout cycles, esp. among lower-income communities, where the dropout rate and lack of basic skills are higher ([All4Ed](#), 00:06:15-01:02:50).
- Additionally, a recent study from the Program for the International Assessment of Adult Competencies ([PIAAC](#)) found that 43 million U.S. adults possessed below literacy skills, which meant they were "functionally illiterate in English. They were unable to successfully determine the meaning of sentences, read relatively short texts to locate a single piece of information, or complete simple forms." ([U.S. DEPARTMENT OF EDUCATION NCES, 2019](#)).



SINCE YOURPATH'S INCEPTION 2018

STATISTICS

- Since YOURpath's inception in 2018, we have achieved remarkable results:
- 30% of our students have graduated from the program, consisting of twelve students.
- 70% of our students have officially tested in more than one subject area.
- 92% of our Graduates have scored on the College Readiness Level in at least two subject areas, with 08% earning a perfect test score of the college readiness level.
- 100% of our Graduates have enrolled in higher learning (i.e., vocational training or college) or acquired employment at the high school requirement level.
- We have maintained a 95% student satisfaction rate among our students.

2018-23 GRADUATES



NOTE: The results presented in this report are based on the data collected before the mid-year cut-off period, which ended one week before the end of the mid-year. This report does not include any students who enrolled in the program after the cut-off period.



2022-23 GOALS/OBJECTIVES

YOURpath for Adult Learners' 2023-24 objectives focus on its instructional, attainment, and program goals as outlined below.

Instructional:

- Objective 1 & 2: Ensure that every student enrolled in the program has the instructional support needed to advance in their online coursework. Monitor students' test-readiness gains and ensure that students are making monthly gains to test within 3-4 months of enrollment, if eligible. **Meeting our goal.**

Attainment:

- **Objective 1 & 2:** Ensure that every student who demonstrates test-readiness schedules their official exam within one month of testing. Increase our student high school attainment rate by 15-20%. **Exceeded our goal this mid-year, 2023.**

Program:

- **Objective 1 & 2:** Increase our student enrollment by 10-15% by the end of 2023. Improve our student retention by 10-15% by the end of 2023. **Exceeded enrollment/ Working toward retention goal.**

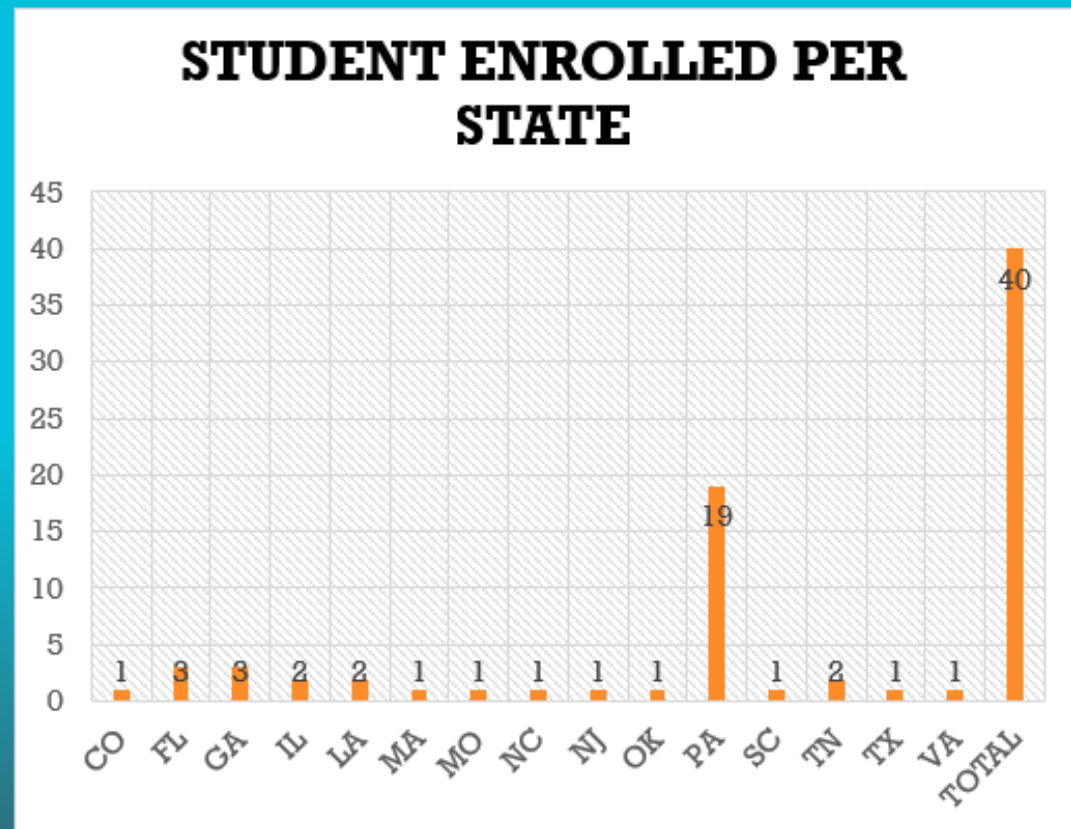
STUDENT DEMOGRAPHICS

YOURPATH FOR ADULT LEARNERS

STUDENTS ENROLLED PER STATE

YOURpath has a total enrollment of 40 students. Our highest population of enrolled students reside in the state of Pennsylvania.

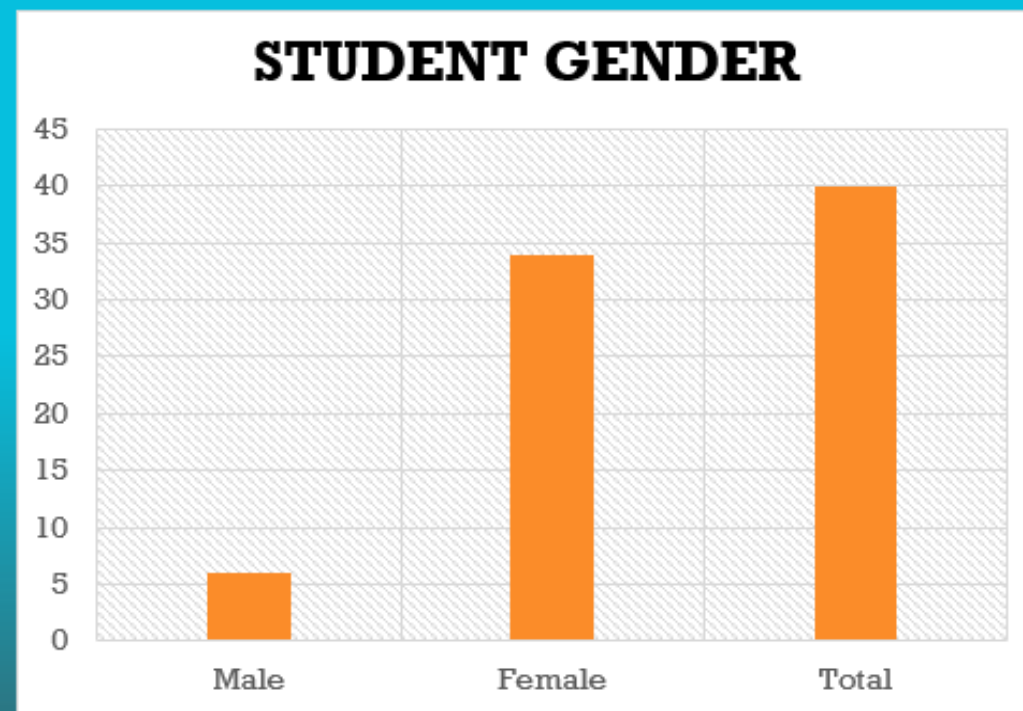
| STATE | # | % |
|--------------|-----------|-------------|
| CO | 1 | 2% |
| FL | 3 | 10% |
| GA | 3 | 10% |
| IL | 2 | 5% |
| LA | 2 | 5% |
| MA | 1 | 2% |
| MO | 1 | 2% |
| NC | 1 | 2% |
| NJ | 1 | 2% |
| OK | 1 | 2% |
| PA | 19 | 47% |
| SC | 1 | 2% |
| TN | 2 | 5% |
| TX | 1 | 2% |
| VA | 1 | 2% |
| TOTAL | 40 | 100% |



STUDENT ENROLLMENT BASED ON GENDER

Per our student enrollment:

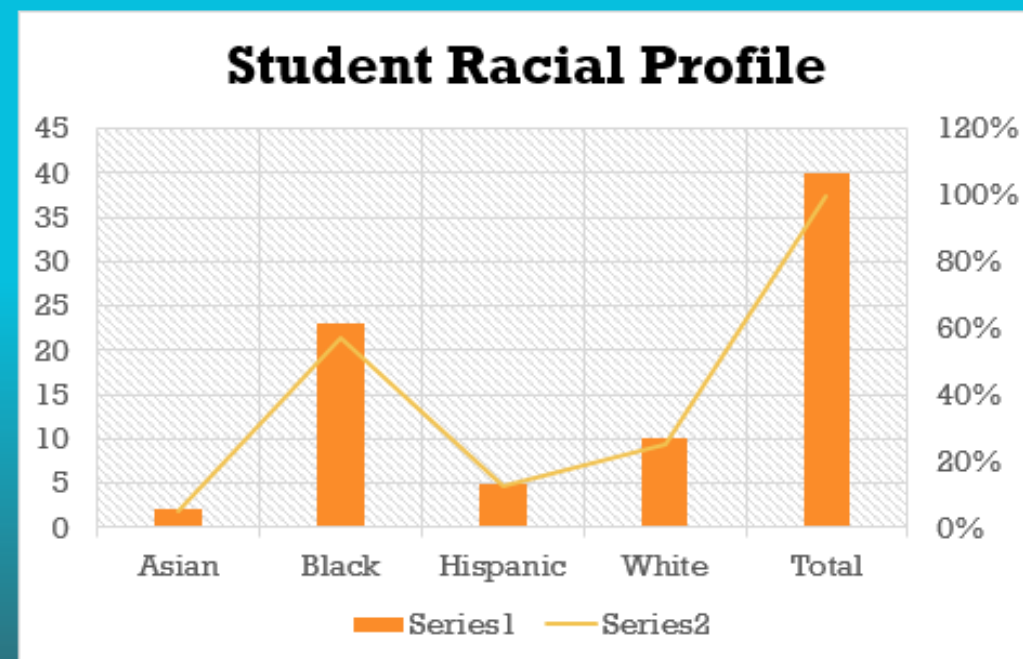
| Gender | # | % |
|--------|----|------|
| Male | 6 | 15% |
| Female | 34 | 85% |
| Total | 40 | 100% |



STUDENT RACE/ETHNICITY

Our student racial/ethnicity consists of the following:

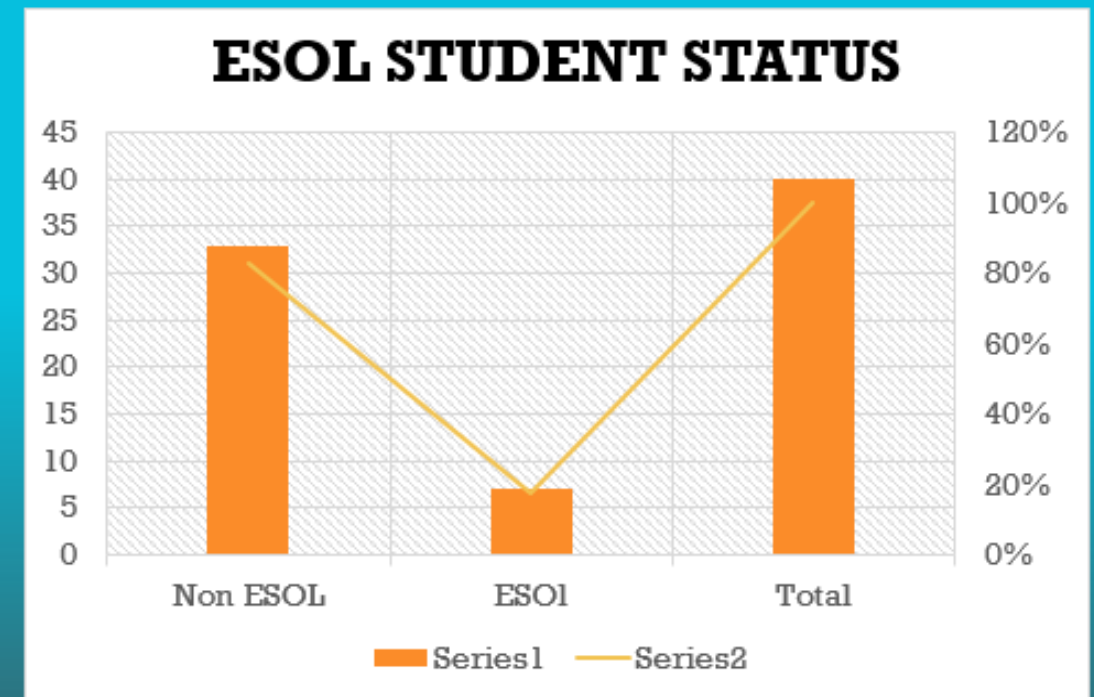
| | | |
|----------|----|------|
| Asian | 2 | 5% |
| Black | 23 | 57% |
| Hispanic | 5 | 13% |
| White | 10 | 25% |
| Total | 40 | 100% |



ENGLISH AS A SECOND OTHER LANGUAGE (ESOL) STUDENTS

Our ESOL students comprise 18% of our student population.

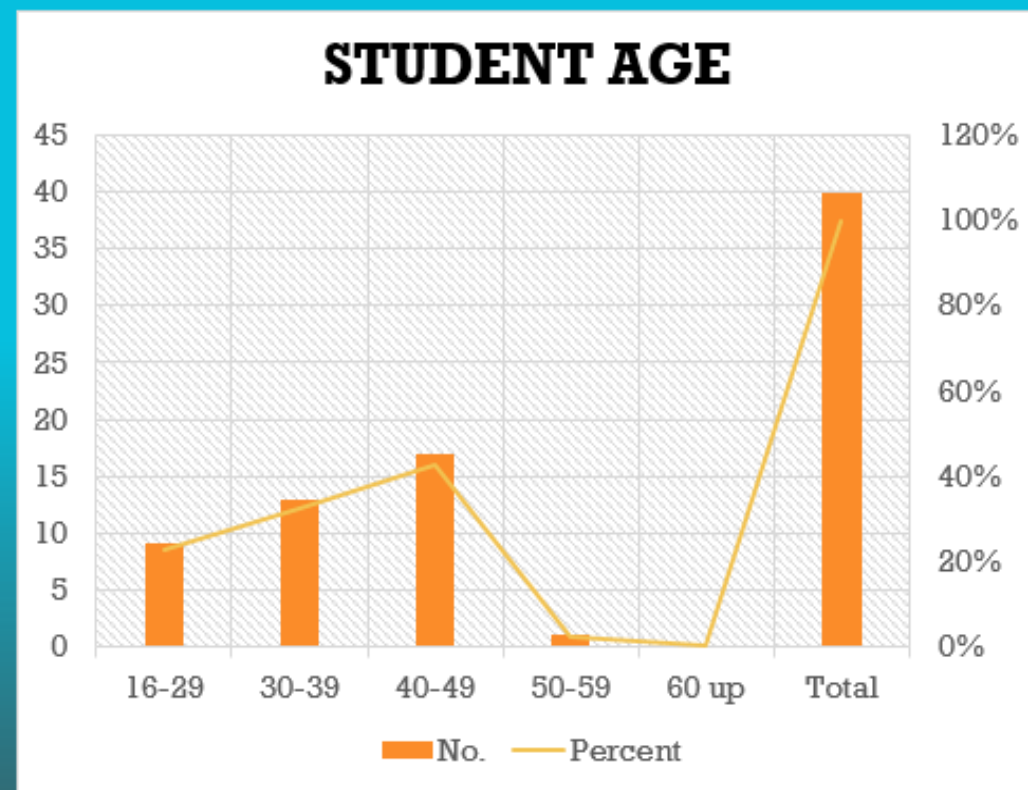
| | | |
|----------|----|------|
| Non ESOL | 33 | 82% |
| ESOL | 7 | 18% |
| Total | 40 | 100% |



STUDENT AGE

YOURpath's largest population of students falls within the age range of 30-49, representing the working adult age. Our smallest population of students consists of adults within the age range of 50 and up. Our student ages consist of the following:

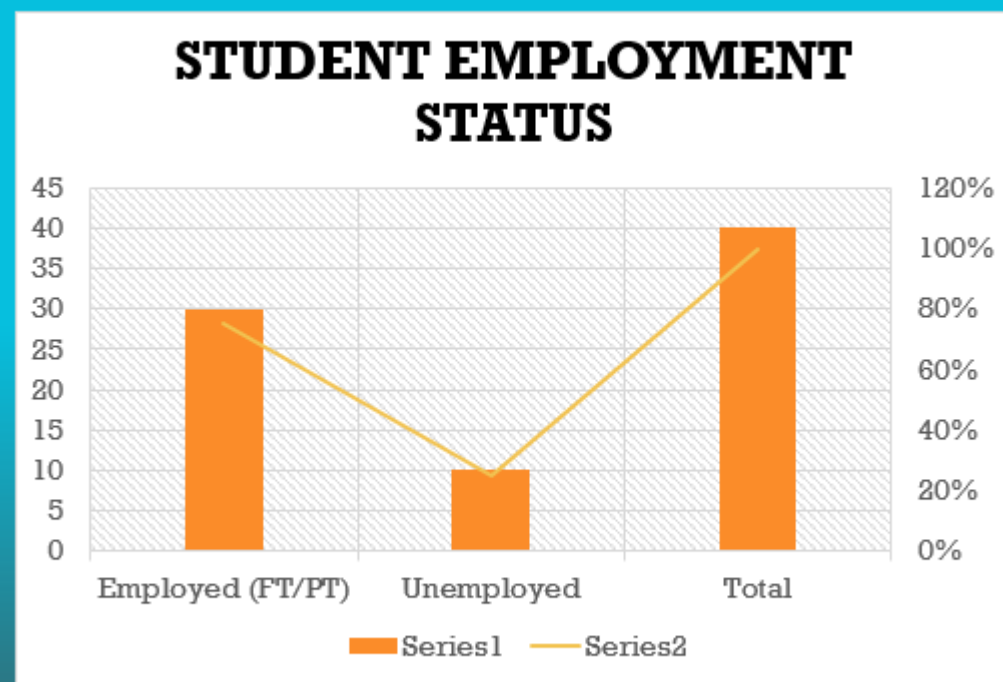
| Age | No. | Percent |
|-------|-----|---------|
| 16-29 | 9 | 23% |
| 30-39 | 13 | 32% |
| 40-49 | 17 | 42% |
| 50-59 | 1 | 3% |
| 60 up | 0 | 0% |
| Total | 40 | 100% |



STUDENT EMPLOYMENT STATUS00

Our student employment statuses are as follow:

| | | |
|------------------|----|------|
| Employed (FT/PT) | 30 | 75% |
| Unemployed | 10 | 25% |
| Total | 40 | 100% |



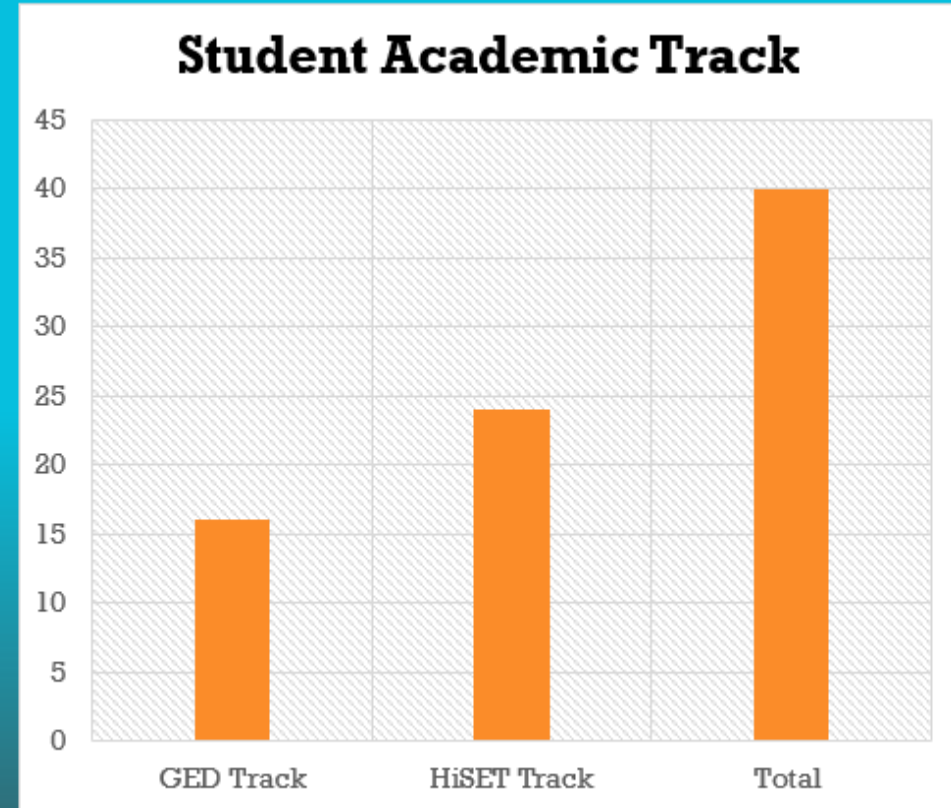
OUTCOME RESULTS

YOURPATH FOR ADULT LEARNERS

STUDENT ACADEMIC TRACK

Our students are on the following academic tracks:

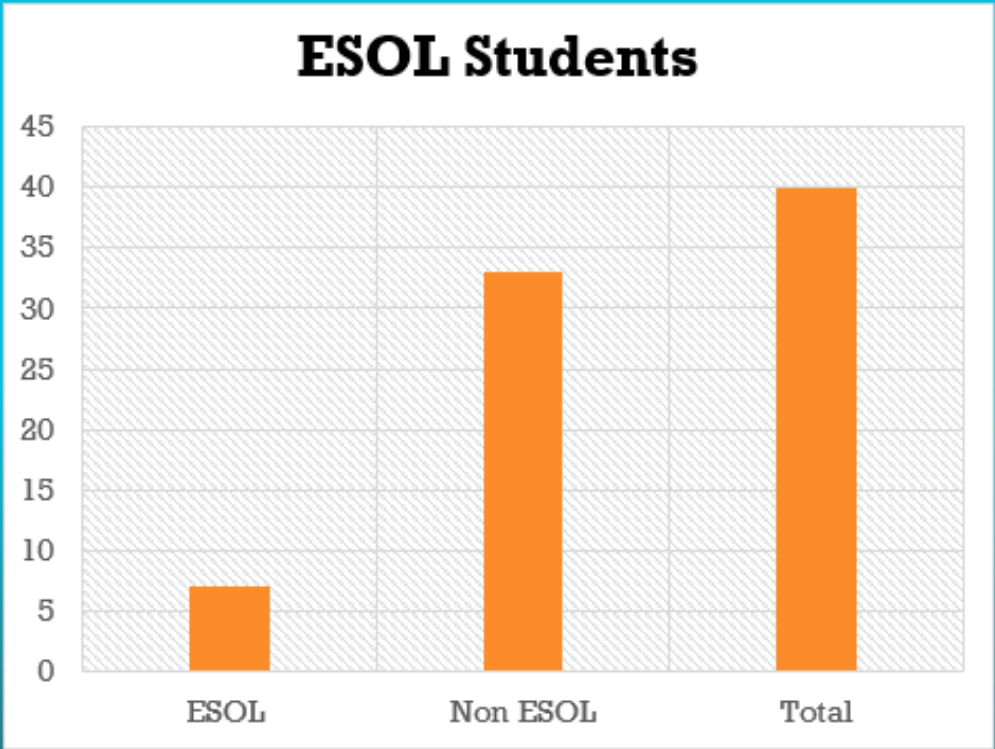
| | |
|-------------|----|
| GED Track | 16 |
| HiSET Track | 24 |
| Total | 40 |



ESOL STUDENT STATUS

Our ESOL student population consists of 18% (7 students) this mid-year.

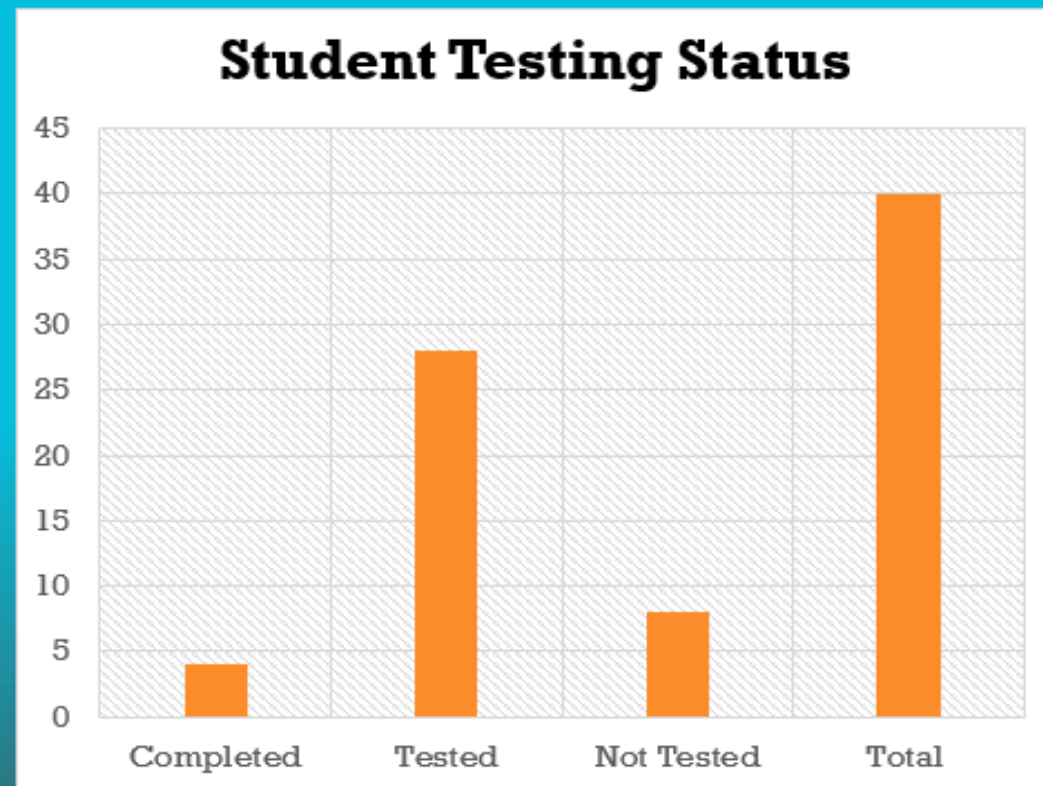
| | |
|----------|----|
| ESOL | 7 |
| Non ESOL | 33 |
| Total | 40 |



ACTIVE STUDENTS TESTING STATUSES

Our students' testing statuses this mid-year 2023 are as follows:

- 10% (4 students) have completed the program during the first half of the year (mid-year).
- 70% (28 students) have tested in 1 or more subject areas.
- 20% (8 students) have not yet tested. The majority of these students are recent enrollees.



ABE/ESL LITERACY GAINS

YOURpath's average gains for our ABE/ESL students were as follows:

HiSET Track:

- Reading: Students made a 10-point gain, from 7.0 to 17.0, above the college readiness level of 15.0.
- Essay Writing: Students made a 2.0-point gain, from 2.0 to 4.0, a proficient skill level. •
- Math: Students made a 7-point gain, from 5.0 to 12.0, near the college readiness level of 15.0.
- Science: Students made a 9-point gain from 6.0 to 15.0, at the college readiness level of 15.0.
- Social Studies: Students made a 7-point gain from 6.0 to 15.0, at the college readiness level of 15.0.

GED Track:

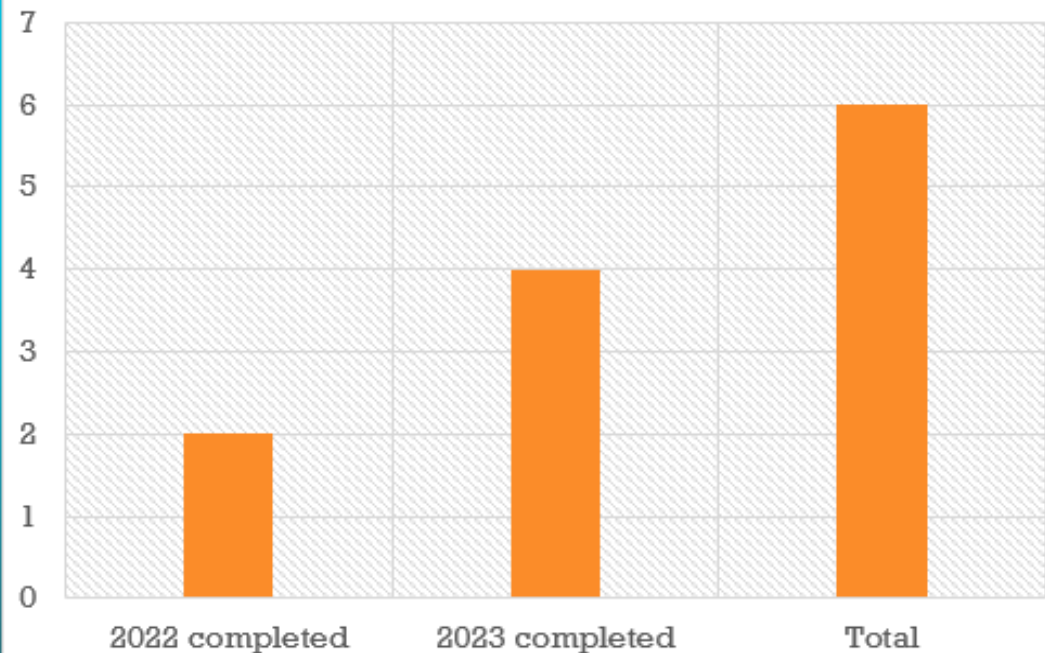
- RLA: Students made a 50-point gain, from 116.0 to 160.0, near the college readiness level, 165.0.
- Math: Students made a 47-point gain from 112.0 to 159.0.
- Science: Students made a 49-point gain from 113.0 to 162.0, near the college readiness level of 165.0.
- Social Studies: Students made a 40-point gain from 114.0 to 154.0.

STUDENT HIGH SCHOOL ATTAINMENT

YOURpath's student high school attainment rate for this 2023 mid-year increased by 50% from the mid-year 2022.

We have exceeded our attainment rate by 25% in 2023.

MID-YEAR COMPLETION OUTCOMES



STUDENT SATISFACTION SURVEYS FOR MID-YEAR 2023

- YOURpath ranked 95% student satisfaction in the six areas:
 - ✓ How satisfied are you with your online courses?
 - ✓ How do you rate your comfort level with completing your courses online as opposed to in a classroom setting?
 - ✓ How convenient is it for you to have 24/7 access to your GED/HiSET courses?
 - ✓ How satisfied are you with the support you get from YOURpath's instructional team?
 - ✓ How likely do you feel that you will be successful in the program?
 - ✓ How likely are you to recommend someone to enroll into YOURpath for Adult Learners?

A SUMMARY OF OUR HIGHLIGHTS 2023 MID YEAR

- 75% of our Graduates scored on the [College Readiness Level](#) in at least two subject areas.
- 100% of our Graduates have enrolled in some form of higher learning i.e., vocational training or college) or acquired employment at the high school requirement level. 50% were accepted by their college of choice within 2-3 weeks of completing the program.
- YOURpath had approximately 150 applicants this mid-year; however, we were only able to fill our available seats. We currently have a waiting list for enrollment.
- On average, students demonstrated a literacy and math gain of 5-7 points per subject (reading, language arts, writing, science, social studies, and math).
- On average, students invested 3-5 hours weekly on their coursework.
- YOURpath's mid-year student satisfaction survey rate ranged from 95-100% for culture, climate, and program/services.
- 90 % of our students rated their satisfaction with tutors as highly satisfied, and 93% rated tutors as highly interactive/engaging with students.
- Four students (10%) completed the program this mid-year. Two of those students (50% graduates) completed the program in 3 ½ months compared to our minimum completion rate of 6 months. We anticipate a slight increase in our graduation outcome by the end of 2023. However, 75% of our students are working adults, full-time and part-time. 100% of them have children, on average 3-4 children. Our career coaching/counseling has proven beneficial to our program in helping students manage their time by balancing their family, work, and study schedules. Listen to one of our recent graduates' testimony: [\(1\) Mrs. Chasity, YOURpath's Graduate of Class of 2023 - YouTube](#)

THANK YOU!

Thank you to our invaluable partners. Your generous donations have significantly impacted YOURpath's mission and its academic and career successes among our adult basic learners. We appreciate you!

- Pitney Bowes
- Dollar General Literacy Foundation
- Nora Roberts Foundation
- Williamsen Family Foundation
- The Blackbaud Giving Fund
- Charles & Leona K. Gruber Fund
- Richard C Monroe Foundation
- YOURpath's Board Directors
- Fundraising Participants

YOURPATH'S 2024 PROGRAM GOALS

YOURpath's 2024 objectives focus on its instructional, attainment, and program goals as outlined below. The funds requested will aid us in achieving these objectives/goals in 2024.

Instructional:

- Objective 1: To **continue** ensuring that every student enrolled in the program has the instructional support needed to advance in their online coursework, moving to the next level of advancement within three months.
- Objective 2: To effectively monitor students' test-readiness gains and ensure that students are making monthly gains to test within 2-4 months of enrollment.

Attainment:

- Objective 1: To **continue** ensuring that every student who demonstrates test-readiness schedules their official exam within one month of testing.
- Objective 2: To maintain a student high school attainment rate of 7.5%, comprising three graduates annually.

Program:

- Objective 1: To maintain an enrollment capacity of 95-100%.
- Objective 2 ([Next Step Services](#)): To ensure that 100% graduates embark on a career/employment path upon earning their H.S. equivalency diploma.