



2024 ANNUAL OUTCOME MEASURES & PROGRESS TOWARD ACHIEVING ANNUAL GOALS



NOTE: The results presented in this report are based on the data collected before the mid-year cut-off period, which ended one week before the end of the mid-year. This report does not include any students who enrolled in the program after the cut-off period.

2018-24 GRADUATES



YOURpath's Class of 2024

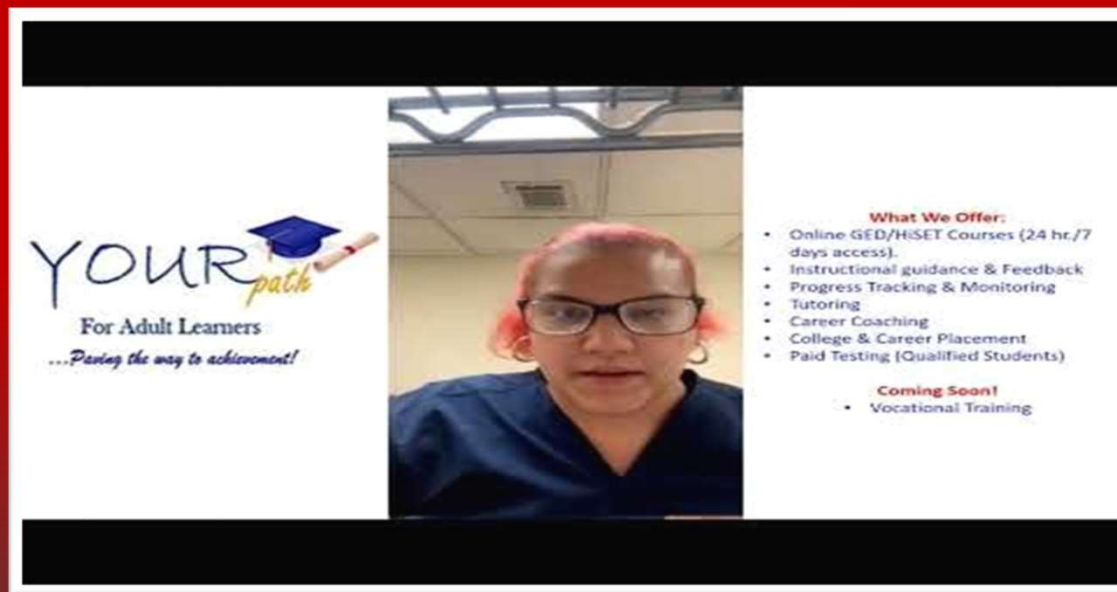
Ms. Childera (HiSET)
Ms. Andujar (HiSET)
Ms. Charmaine (GED)
Ms. Andrea (HiSET)
Ms. Candice (GED)

NOTE: The results presented in this report are based on the data collected before the mid-year cut-off period, which ended one week before the end of the mid-year. This report does not include any students who enrolled in the program after the cut-off period.



2024 GRADUATE TESTIMONIAL

Meet the faces behind our numbers. Each graduate from our program has a unique story that speaks volumes about the impact of education on individual lives. The following testimony is from a recent graduate who has navigated the challenges of adult education with perseverance and resilience. As she shares her experience, we invite you to witness the real-world success that our program fosters, one graduate at a time.



[Click here to access the video](#)

2022-24 GOALS/OBJECTIVES

YOURpath's 2024 objectives focus on its instructional, attainment, and program goals as outlined below.

Instructional:

- Objective 1: To **continue** ensuring that every student enrolled in the program has the instructional support needed to advance in their online coursework, moving to the next level of advancement within three months. **Met.**
- Objective 2: To effectively monitor students' test-readiness gains and ensure that students are making monthly gains to test within 2-4 months of enrollment. **Met.**

Attainment:

- Objective 1: To **continue** ensuring that every student who demonstrates test-readiness schedules their official exam within one month of testing. **Met.**
- Objective 2: To maintain a student high school attainment rate of 7.5-10%, comprising three graduates annually. **Exceeded**

Program:

- Objective 1: To maintain an enrollment capacity of 95-100%. **Met.**
- Objective 2 ([Next Step Services](#)): To ensure that 100% graduates embark on a career/employment path upon earning their H.S. equivalency diploma. **Met.**



STUDENT DEMOGRAPHICS

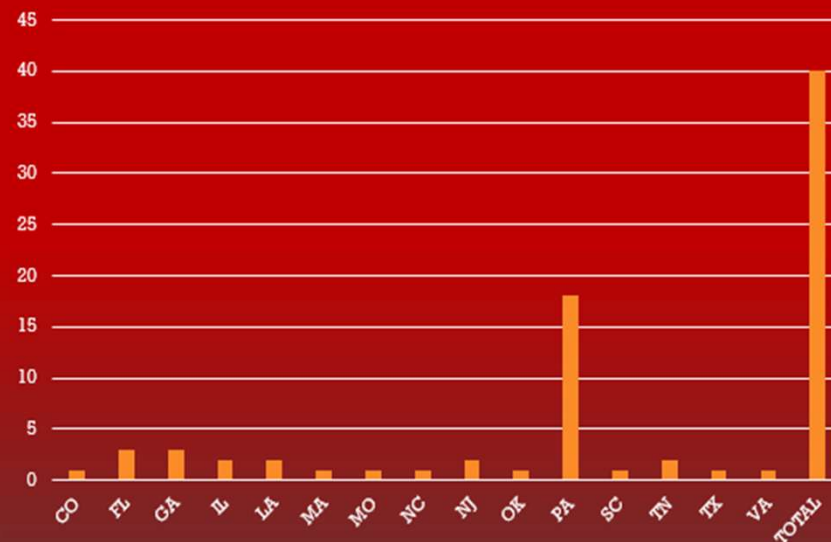
YOURPATH FOR ADULT LEARNERS

STUDENTS ENROLLED PER STATE

Our state data reveals a diverse enrollment in our high school equivalency diploma program, with Pennsylvania accounting for **45%** of students. The representation across states like Florida and Georgia, each with **8%**, highlights the program's broad appeal and reach. This distribution affirms our commitment to accessible education and the academic success of our students nationwide.

STATE	#	%
CO	1	2.5%
FL	3	7.5%
GA	3	7.5%
IL	2	5%
LA	2	5%
MA	1	2.5%
MO	1	2.5%
NC	1	2.5%
NJ	2	5%
OK	1	2.5%
PA	18	45%
SC	1	2.5%
TN	2	5%
TX	1	2.5%
VA	1	2.5%
TOTAL	40	100%

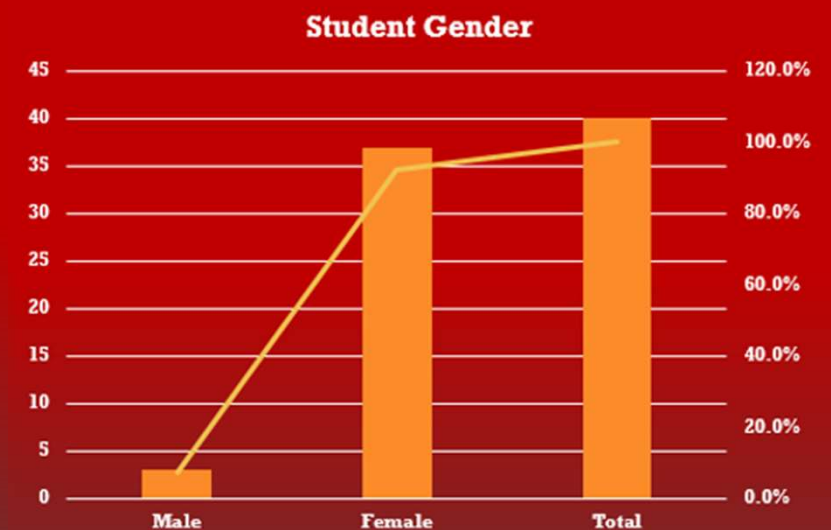
STUDENT ENROLLED PER STATE



STUDENT ENROLLMENT BASED ON GENDER

Per our student enrollment data, we have a robust representation of female students pursuing their high school equivalency diploma, accounting for **92.5%** of our total enrollees. This significant majority underscores YOURpath's success in attracting and supporting women in their educational endeavors, reflecting our commitment to fostering an inclusive and empowering learning environment. It is a testament to the determination and drive of these students to advance their education and achieve their academic goals.

Gender	#	%
Male	3	7.5%
Female	37	92.5%
Total	40	100%

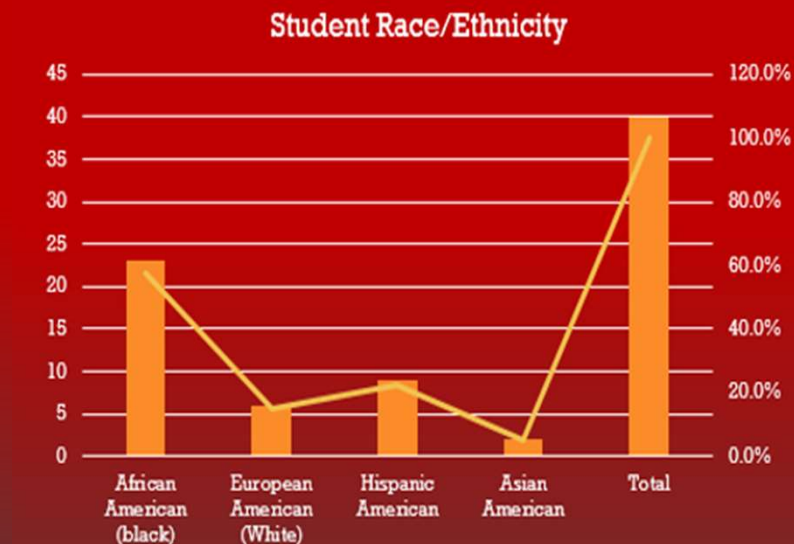




STUDENT RACE/ETHNICITY

Our student race/ethnicity data showcases a commendable level of diversity among our student population, which is a strong indicator of our inclusive educational environment. This diversity enriches students' learning experience and fosters a community where students from various backgrounds feel represented and supported in their pursuit of a high school equivalency diploma.

Student Ethnicity	#	%
African American (black)	23	57.5%
European American (White)	6	15%
Hispanic American	9	22.5%
Asian American	2	5%
Total	40	100.0%

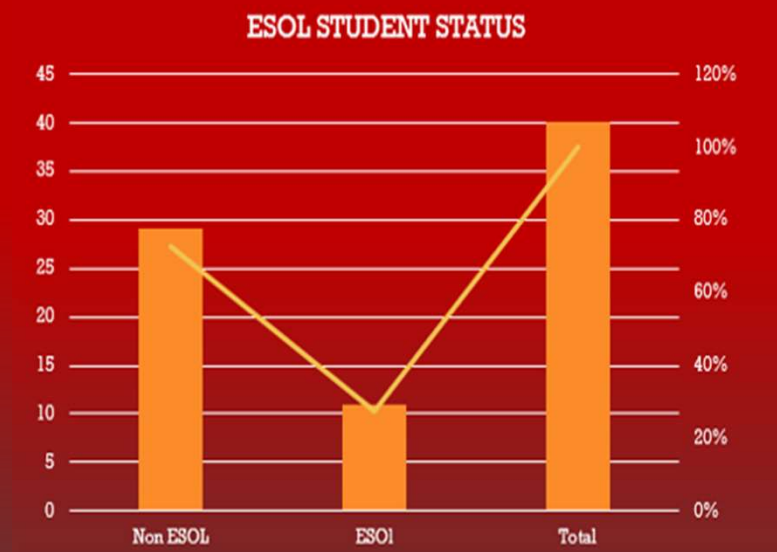




ENGLISH AS A SECOND OTHER LANGUAGE (ESOL) STUDENTS

Our student enrollment data reveals a dynamic balance between non-ESOL and ESOL students pursuing their high school equivalency diplomas via our online programs. Twenty-nine of our students are non-ESOL, and eleven are ESOL students. This distribution highlights our ability to cater to various educational needs, ensuring that non-ESOL and ESOL learners have equal access to resources and support in their quest for academic/career success.

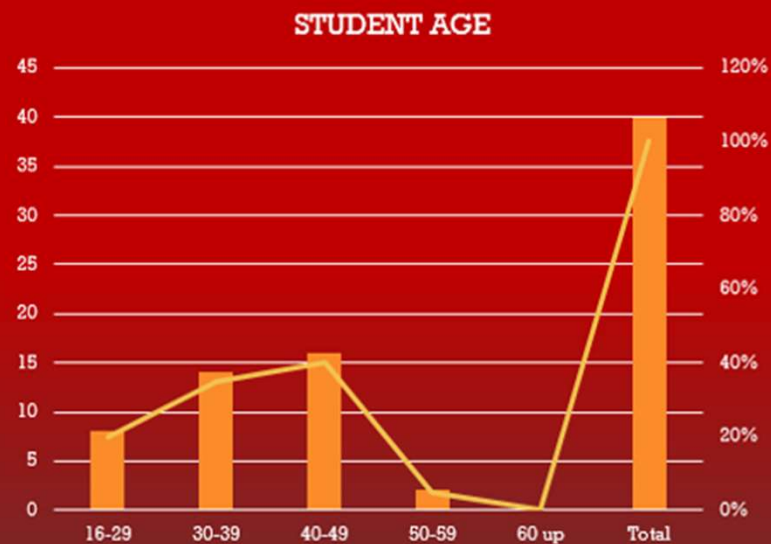
Student	#	%
Non ESOL	29	72.5%
ESOL	11	27.5%
Total	40	100%



STUDENT AGE

Our student age data reveals a promising engagement in adult education, with a significant **75%** of students aged between **30-49** years actively pursuing their high school equivalency diploma online. This demonstrates a strong commitment to lifelong learning and career advancement among adults in prime working age, contributing to a more educated and skilled workforce.

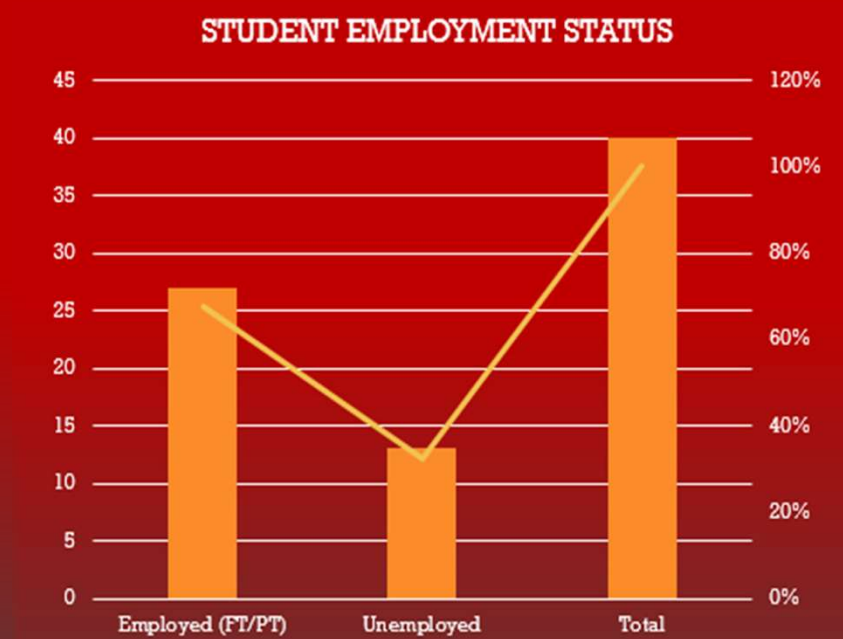
Age	No.	Percent
16-29	8	20%
30-39	14	35%
40-49	16	40%
50-59	2	5%
60 up	0	0%
Total	40	100%



STUDENT EMPLOYMENT STATUS

This data suggests that a majority of our students, **27 out of 40 (68%)**, are employed, either full-time or part-time, indicating that the program is accessible and adaptable to those who are working. The presence of **13 out of 40 (32%)** unemployed students also highlights the YOURpath's potential to support job seekers in improving their qualifications and skills for better employment opportunities.

Employed (FT/PT)	27	68%
Unemployed	13	33%
Total	40	100%



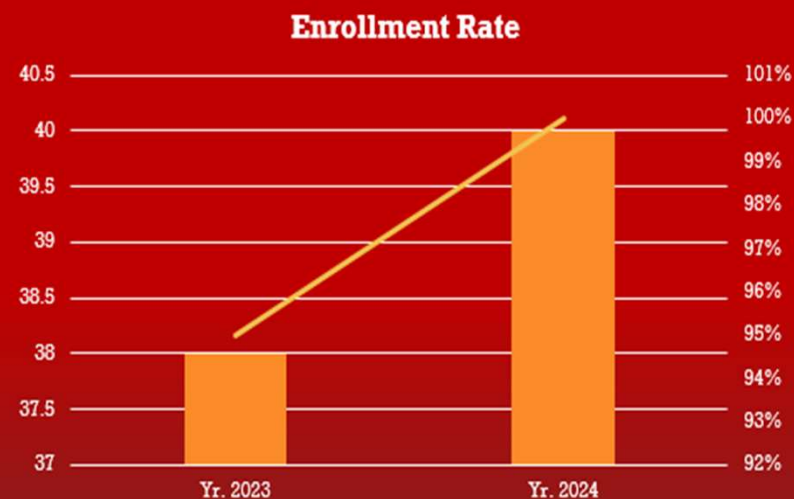
OUTCOME RESULTS

YOURPATH FOR ADULT LEARNERS

ENROLLMENT RATE

Our enrollment rate increased by 5 percentage points, rising from 95% last year to 100% this year based on the available enrollment seats filled. The data indicates a growing interest and trust in the effectiveness and quality of YOURpath's programs.

Yr. 2023	38	95%
Yr. 2024	40	100%

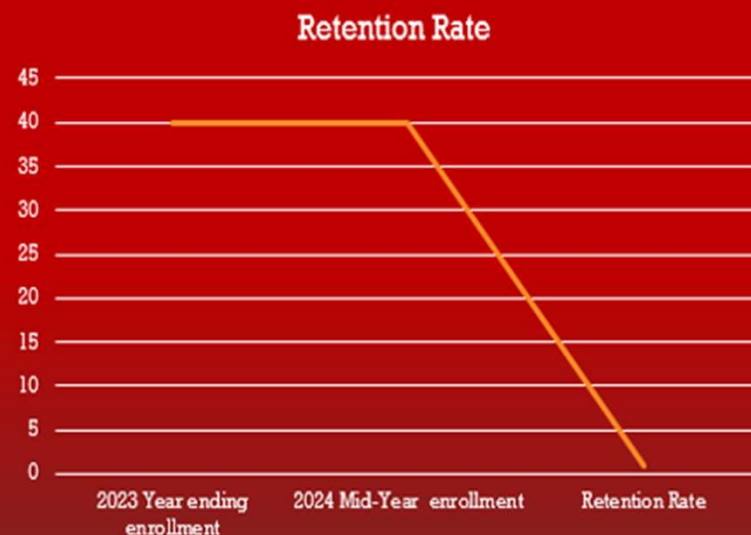


Note: The enrollment rate was calculated by $\text{Enrollment Rate} = (\text{Number of individuals enrolled} / \text{Total population of eligible group}) * 100$.

RETENTION RATE

The retention rate of students from the end of 2023 to 2024 was 100%, indicating no change in the student population during this period. The data demonstrates that YOURpath has effectively utilized its full seating capacity, indicating a high level of student engagement and program effectiveness.

2023 Year ending enrollment	40
2024 Mid-Year enrollment	40
Retention Rate	100%

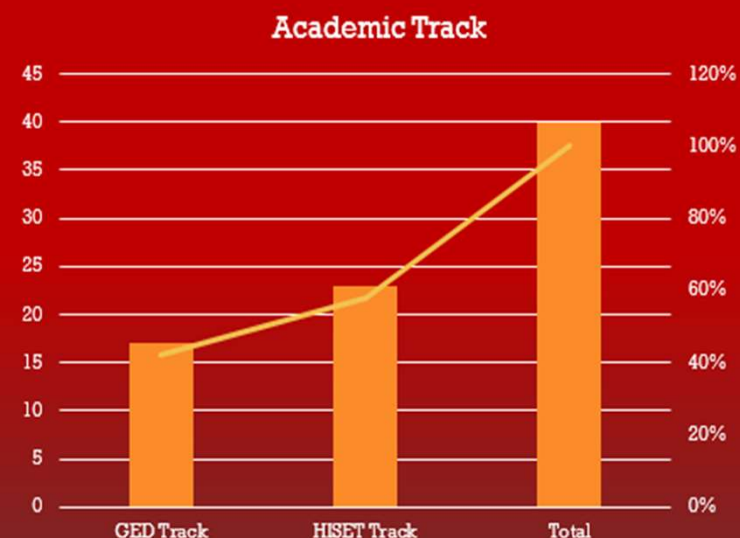


Note: The Retention rate was calculated by dividing the number of students on the last day of the given period by the number of students on the first day. Then, multiply that number by 100 to convert it to a percentage

STUDENT ACADEMIC TRACK

Out of the total 40 students, 42% (17 students) are in the GED track and 58% (23 students) are in the HISET track. The data shows that YOURpath is effectively catering to a diverse set of students, demonstrating its flexibility and inclusivity in meeting varied educational needs.

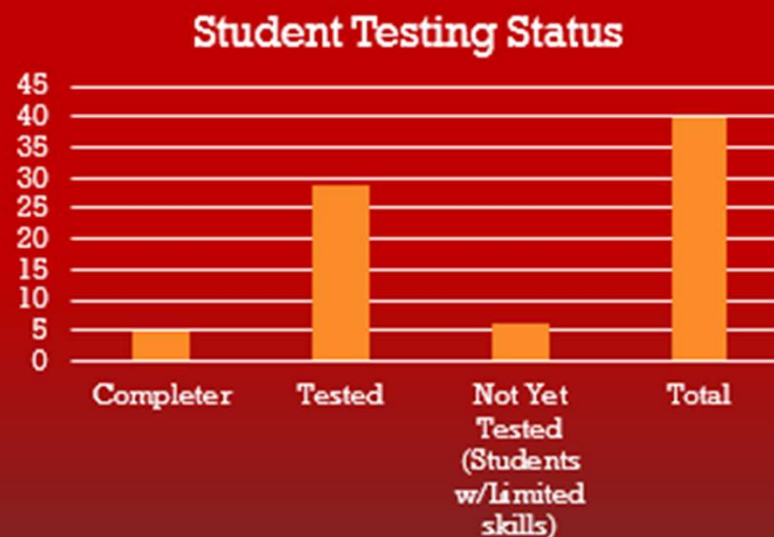
GED Track	17	42%
HISET Track	23	58%
Total	40	100%



ACTIVE STUDENTS TESTING STATUSES

Out of the total 40 students, 12.5% (5 students) have completed the course, 72.5% (29 students) have been tested, and 15% (6 students) are yet to be tested due to limited skills. The data reveals that YOURpath is effectively preparing and testing a majority of its students (75%), while also accommodating those with limited skills, demonstrating its commitment to inclusivity and student success.

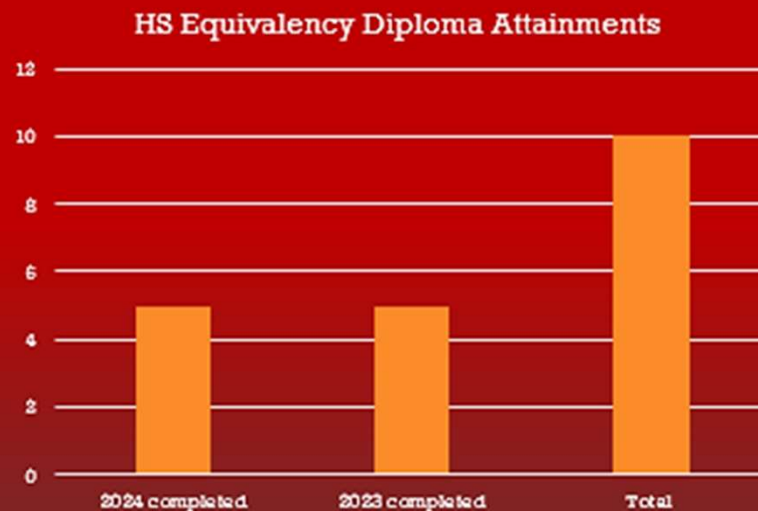
Completer	5
Tested	29
Not Yet Tested (Students w/Limited skills)	6
Total	40



STUDENT HIGH SCHOOL ATTAINMENT RATE

This year, 5 out of 40 completed the program which is the same as the end of the year, 2023. The data shows that YOURpath has consistently achieved an annual completion rate of 5% or higher, demonstrating its stability and sustained student success.

2024 completed	5
2023 completed	5
Total	10



ABE/ESL LITERACY GAINS

- YOURpath's average gains for our ABE/ESL students were as follows:

HiSET Track:

- Reading: Students made a 10-point gain, from 7.0 to 17.0, above the college readiness level of 15.0.
- Essay Writing: Students made a 2.0-point gain, from 2.0 to 4.0, a proficient skill level.
- Math: Students made a 7-point gain, from 5.0 to 12.0, near the college readiness level of 15.0.
- Science: Students made a 9-point gain from 6.0 to 15.0, at the college readiness level of 15.0.
- Social Studies: Students made a 7-point gain from 6.0 to 15.0, at the college readiness level of 15.0.

GED Track:

- RLA: Students made a 50-point gain, from 116.0 to 160.0, near the college readiness level, 165.0.
- Math: Students made a 47-point gain from 112.0 to 159.0.
- Science: Students made a 49-point gain from 113.0 to 162.0, near the college readiness level of 165.0.
- Social Studies: Students made a 40-point gain from 114.0 to 154.0.

HISSET/GED PROGRAM GAINS

YOURpath's average gains for our GED/HiSET program were as follows:

HiSET Track:

- Reading: Students made a 8-point gain, from 6.0 to 14.0, near the college readiness level of 15.0.
- Essay Writing: Students made a 2.5-point gain, from 1.0. to 3.5, a proficient skill level.
- Math: Students made a 10-point gain, from 4.0 to 14.0, near the college readiness level of 15.0.
- Science: Students made a 7-point gain from 8.0 to 15.0, at the college readiness level of 15.0.
- Social Studies: Students made a 6-point gain from 8.0 to 14, near the college readiness level of 15.0.

GED Track:

- RL/A: Students made a 50-point gain, from 116.0 to 160.0, five points shy of the college readiness level, 165.
- Math: Students made a 47-point gain from 112.0 to 159.0.
- Science: Students made a 49-point gain from 113.0 to 162.0, nearly the college readiness level of 165.0.
- Social Studies: Students made a 40-point gain from 114.0 to 154.0.

2024 STUDENT SATISFACTION

YOURpath ranked 100-95% student satisfaction in the six areas:

- ✓ How satisfied are you with your online courses?
- ✓ How do you rate your comfort level with completing your courses online as opposed to in a classroom setting?
- ✓ How convenient is it for you to have 24/7 access to your GED/HiSET courses?
- ✓ How satisfied are you with the support you get from YOURpath's instructional team?
- ✓ How likely do you feel that you will be successful in the program?
- ✓ How likely are you to recommend someone to enroll into YOURpath for Adult Learners?



ADDITIONAL 2024 ACCOMPLISHMENTS

This year has been marked by significant strides in our commitment to providing quality education and supporting student success. Below are additional accomplishments that YOURpath witnessed in 2024.

- ✓ **Student Success:** YOURpath proudly celebrated the mid-year graduation of two students, both of whom received acceptance into community colleges. In total, ten students completed their programs in the 2023-24 academic year.
- ✓ **High Enrollment and Retention Rates:** YOURpath saw its enrollment and retention rates soar between 85-100%, reflecting the unwavering commitment of its learners.
- ✓ **High Student Satisfaction:** Student satisfaction with YOURpath's tutors reached an impressive 95%, indicating the high quality and engagement of its instructional staff.
- ✓ **College Readiness:** A remarkable 88% of YOURpath graduates scored at the College Readiness Level, particularly in reading, language arts, and mathematics, demonstrating the effectiveness of its academic programs.
- ✓ **Career Coaching and Resources:** YOURpath provided essential career coaching and resources to 78% of its students who are working adults with families, ensuring they can balance life's demands while pursuing their educational goals.

YOURpath remains committed to our mission of empowering students and transforming lives through education.

THANK YOU

We extend our deepest gratitude to our dedicated staff, committed Board members, and generous philanthropists who continually support our mission. Your unwavering belief in our cause and your invaluable contributions have been instrumental in our success. Thank you for being a part of our journey and for helping us make a difference in the lives of our students.