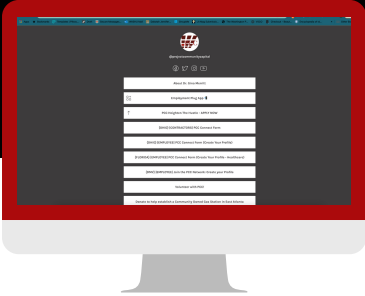


PROJECT COMMUNITY CAPITAL®

GET CONNECTED. CONTRACT NOW.

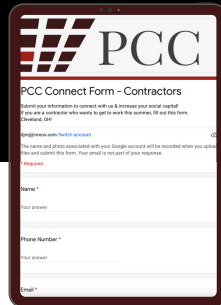
JOIN OUR NETWORK.

HOW YOU GET PREQUALIFIED




Step 1:

Through email, social media, or social networks, engage with the PCC Team.



Step 2:

Submit your profile with the correct Contracting PCC Connect Form corresponding to your location.




Step 3:

Receive a confirmation email 2-6 days after you have submitted a profile and reached out to PCC.



Step 4:

The PCC Team sends a pre-qualification checklist and link to a submission folder.



Step 5:

Collect and submit pre-qualification materials in a timely manner.



Step 6:

Receive an email and phone call with your status.

WORK AS A CONTRACTOR WITH PROJECT
COMMUNITY CAPITAL.