

MARCH ACTIVITY GUIDE: SIGNS OF SPRING

0 - 18 Months

Powered by EYESmart

www.eye-smart.com

1 PREPARATION

Safety First

- ✓ Risk assess for allergies.
- ✓ Do not eat flowers/bugs.
- ✓ Supervision required.

Mission Goals

- Feel new textures
- Track moving objects
- Hear nature sounds

Equipment Checklist

-  **Subject:** Garden/Park
-  **Lab Bench:** Blanket
-  **Tools:** Bubbles

2 SENSORY SPRING

STEP 1: HYPOTHESIZE & OBSERVE

Windy Watch

Lie on a blanket under a tree. Blow bubbles or watch leaves move. Ask: "Can you see the wind moving them?"

STEP 2: TEST IT

Texture Touch

Guide baby's hand to gently touch different textures: bumpy bark, soft petals, wet grass. Use words like "Soft", "Cold".

STEP 3: CONCLUSION

Spot the Movement

Point out a bird or bug. "Look! It's moving!" Encourage them to follow it with their eyes (Tracking).

3 EXTENSIONS

★ BONUS LEVEL: NEW LIFE LINK

"Gentle Hands"

Use the gentle touching of flowers to practice for a new pet or sibling. "We touch the flower gently, just like we will touch the new baby."

Baby Mode: Indoor Lab

Too cold? Bring snow or leaves inside on a tray for warm exploration.

4 VIDEO REFERENCE

Gentle ideas for outdoor sensory play to try with your baby.

▶ [Spring Sensory for Babies](#)

EYFS DEVELOPMENT MATTERS GOALS

Communication & Language

Pay attention to moving things. Listen to simple words like "Wind", "Bird".

PSED

Building relationships through shared attention (looking at what you point at).

Understanding the World

Explore the natural world around them. Respond to what they see, hear, and feel.

MARCH ACTIVITY GUIDE: SIGNS OF SPRING

18 - 36 Months

Powered by EYESmart

www.eye-smart.com

1 PREPARATION




Safety First

- ✓ Watch for stinging bugs.
- ✓ Wash hands after.
- ✓ Stay in boundaries.

Mission Goals

- Find 3 different bugs
- Learn "Gentle"
- Count legs

Equipment Checklist

-  **Tool:** Magnifying Glass
-  **Container:** Clear Pot
-  **Loc:** Under Rocks/Logs

2 THE GREAT BUG HUNT

STEP 1: THE ROCK FLIP

Hypothesize

Go to a damp area. Ask: "What's hiding under here?" Gently flip a rock. Look for movement.

STEP 2: OBSERVE

Identify & Describe

"Is it a worm (wiggly)? Is it a woodlouse (hard shell)?" Use the magnifying glass to look closer.

STEP 3: CONCLUSION

Release Home

"Time to go home, bug!" Gently put the rock back. Discuss how bugs have homes too.

3 EXTENSIONS

★ BONUS LEVEL: SIBLING/PET LINK

"Little Protector"

Discuss how the bug is small and needs us to be careful. "Just like our new puppy/baby, we have to be the big protectors."

Creativity Mode

Can you move like the bug? Wiggle like a worm? March like an ant?

4 VIDEO REFERENCE

A fun song to get moving and spotting bugs in the garden!

▶ [Bug Hunt Song](#)

EYFS DEVELOPMENT MATTERS GOALS

Communication & Language

Use vocabulary (antennae, shell, slimy). Answer 'What' and 'Where' questions.

Physical Development

Fine motor skills (magnifying glass) and gross motor skills (flipping rocks).

Understanding the World

Notice detailed features of living things. Show care and concern for living things.

MARCH ACTIVITY GUIDE: SIGNS OF SPRING

36 - 60 Months

Powered by EYESmart

www.eye-smart.com

1 PREPARATION




Safety First

- ✓ Stay in sight of adult.
- ✓ Respect nature.
- ✓ Wash hands.

Mission Goals

- Find 3 signs of spring
- Draw observations
- Explain "Growth"

Equipment Checklist

-  **Data:** Clipboard/Paper
-  **Tools:** Pencils/Crayons
-  **Tech:** Camera (Opt)

2 NATURE DETECTIVE

STEP 1: SCAVENGER HUNT

Collect Data

Look for: A green bud, a bird carrying a twig, and a yellow flower. Tick them off your list!

STEP 2: FIELD SKETCH

Record Observations

Stop at the flower. Draw exactly what you see. Count the petals. Is it open or closed?

STEP 3: HYPOTHESIZE

Ask Questions

"Why are birds building nests?" (To keep eggs warm). "What does the bud need to open?" (Sun/Water).

3 EXTENSIONS

★ BONUS LEVEL: GROWING FAMILY

"Needs of Life"

Compare the bud to a new baby. "The bud needs sun and rain. What does our new baby need?" (Milk, sleep, love).

Planting Project

Plant a sunflower seed. Give the child the "Job" of watering it daily.

4 VIDEO REFERENCE

Watch the amazing transformation from caterpillar to butterfly.

▶ [Life Cycles \(Caterpillar\)](#)

EYFS DEVELOPMENT MATTERS GOALS

Communication & Language

Uses talk to connect ideas, explain what is happening and anticipate next steps.

Characteristics of Learning

Thinking critically: Making predictions (hypothesizing) and testing ideas.

Understanding the World

Talk about features of their immediate environment and how environments vary.