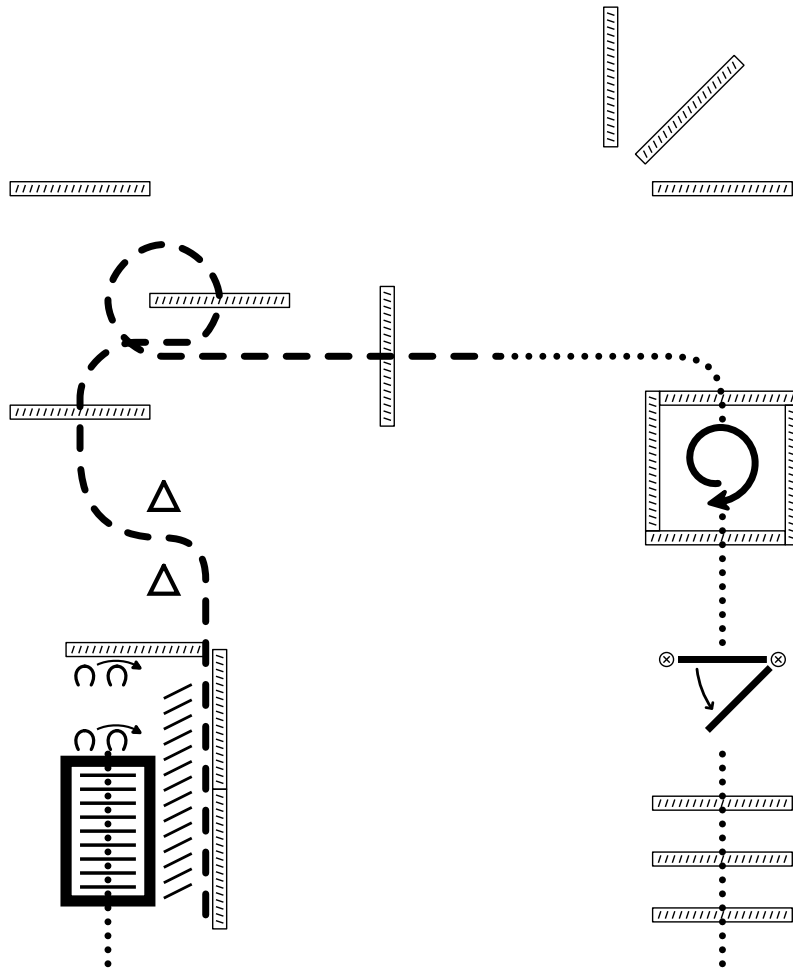


TRAIL

Show: The Orange Blossom

Date: 1/19/2024

Classes: 1. All Breed Yearling In-Hand
10. ApHC NonPro WT
12. ApHC Youth WT 10&U
13. APHA Yth WT 11-18
14. ApHC Yth WT 11-18
2. APHA Yearling In-Hand
300. Yearling In-Hand Trail Challenge Class
4. APHA Am Yearling In-Hand
5. APHA 2yr old In Hand
6. APHA Am 2yr old In-Hand
7. All Breed AM 19&O WT
8. All Breed 18&U WT
9. APHA Am WT



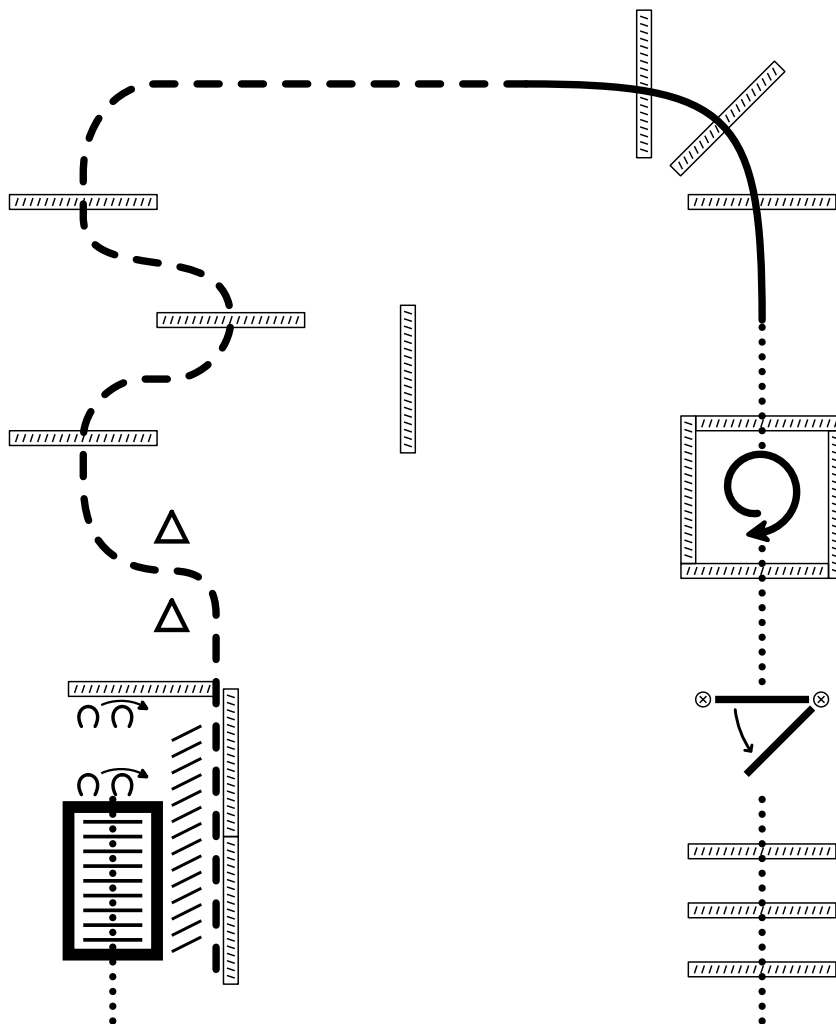
1. Walk bridge
2. Sidepass right
3. Back chute
4. Trot out of chute and poles as drawn to box
5. Walk into box
6. Turn 360° right
7. Walk out of box and work left hand gate
8. Walk poles to exit

TRAIL

Show: The Orange Blossom

Date: 1/19/2024

Classes: 11. APHA Youth 10&U WT
15. All Breed AM 19&O
16. All Breed 18&U
17. All Breed Open
18. APHA Green Trail
19. ApHC Green Trail
24. APHA Nov AM
25. ApHC Nov NonPro
26. APHA Nov Yth



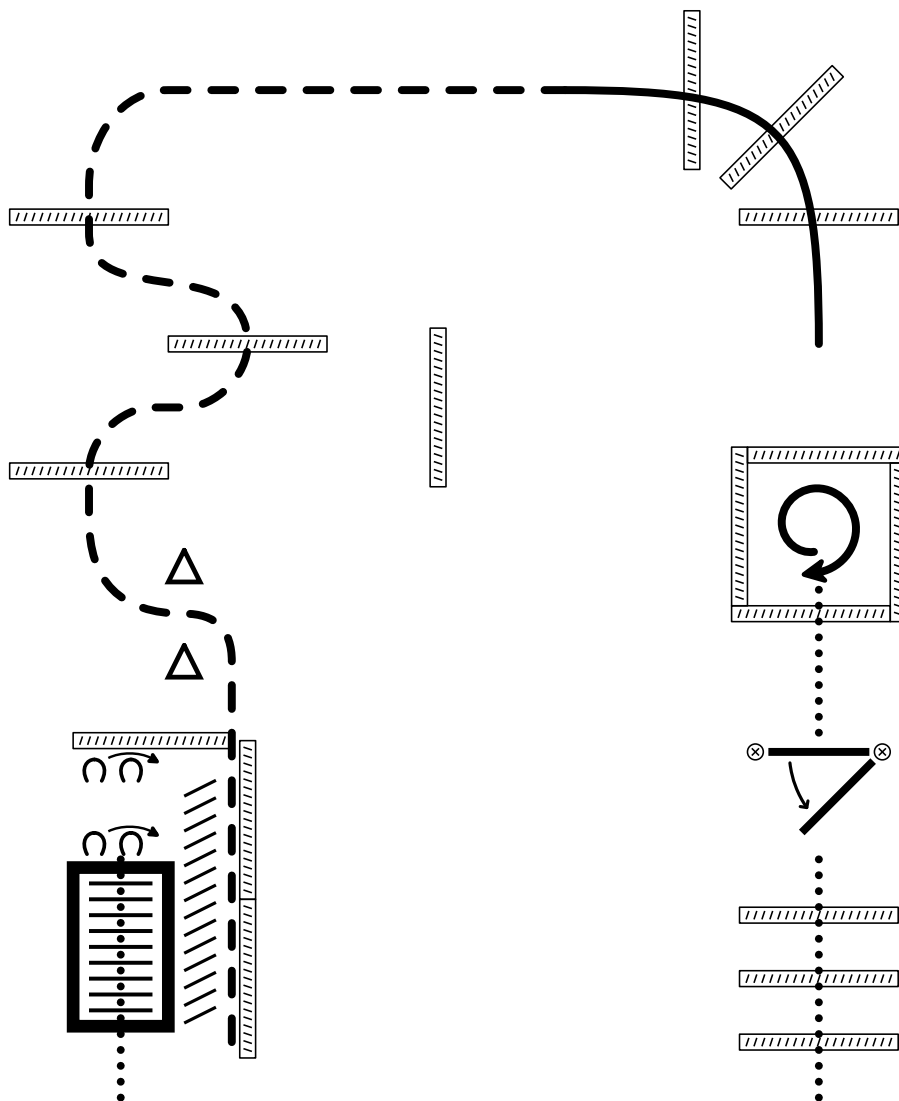
1. Walk bridge
2. Sidepass right
3. Back chute
4. Trot out of chute and through serpentine
5. Lope fan
6. Walk into box
7. Turn 360° right
8. Walk out of box and work left hand gate
9. Walk poles to exit

TRAIL

Show: The Orange Blossom

Date: 1/19/2024

Classes: 20. APHA Am
21. ApHC NonPro
22. APHA Youth
23. ApHC Youth
27. APHA Open
28. ApHC Open
29. \$250 All Breed Trail



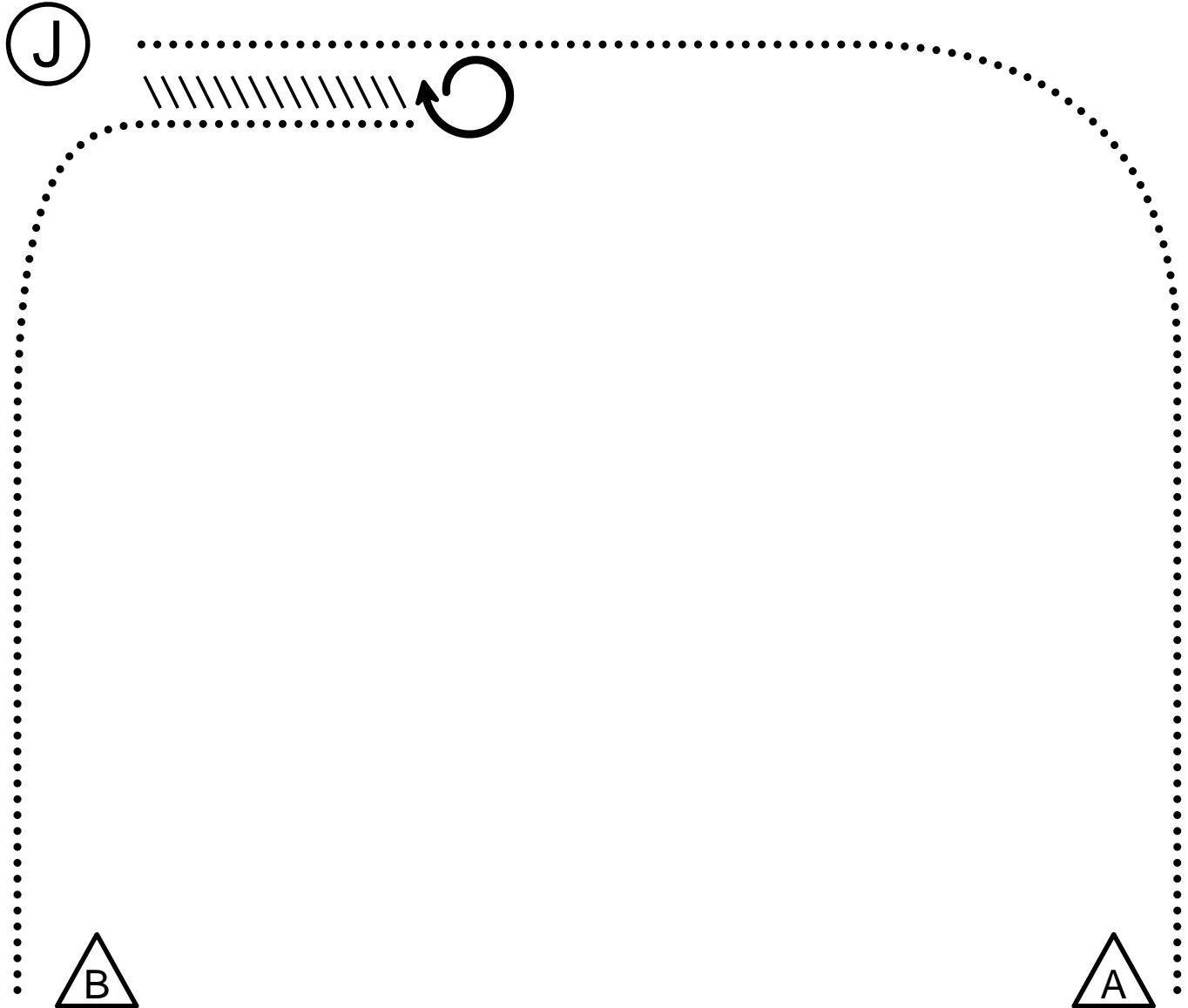
1. Walk bridge
2. Sidepass right
3. Back chute
4. Trot out of chute and through serpentine
5. Lope fan and into box
6. Turn 360° right
7. Walk out of box and work left hand gate
8. Walk elevated poles to exit

SHOWMANSHIP

Show: The Orange Blossom

Date: 1/19/2024

Classes: 131. APHA Am WT



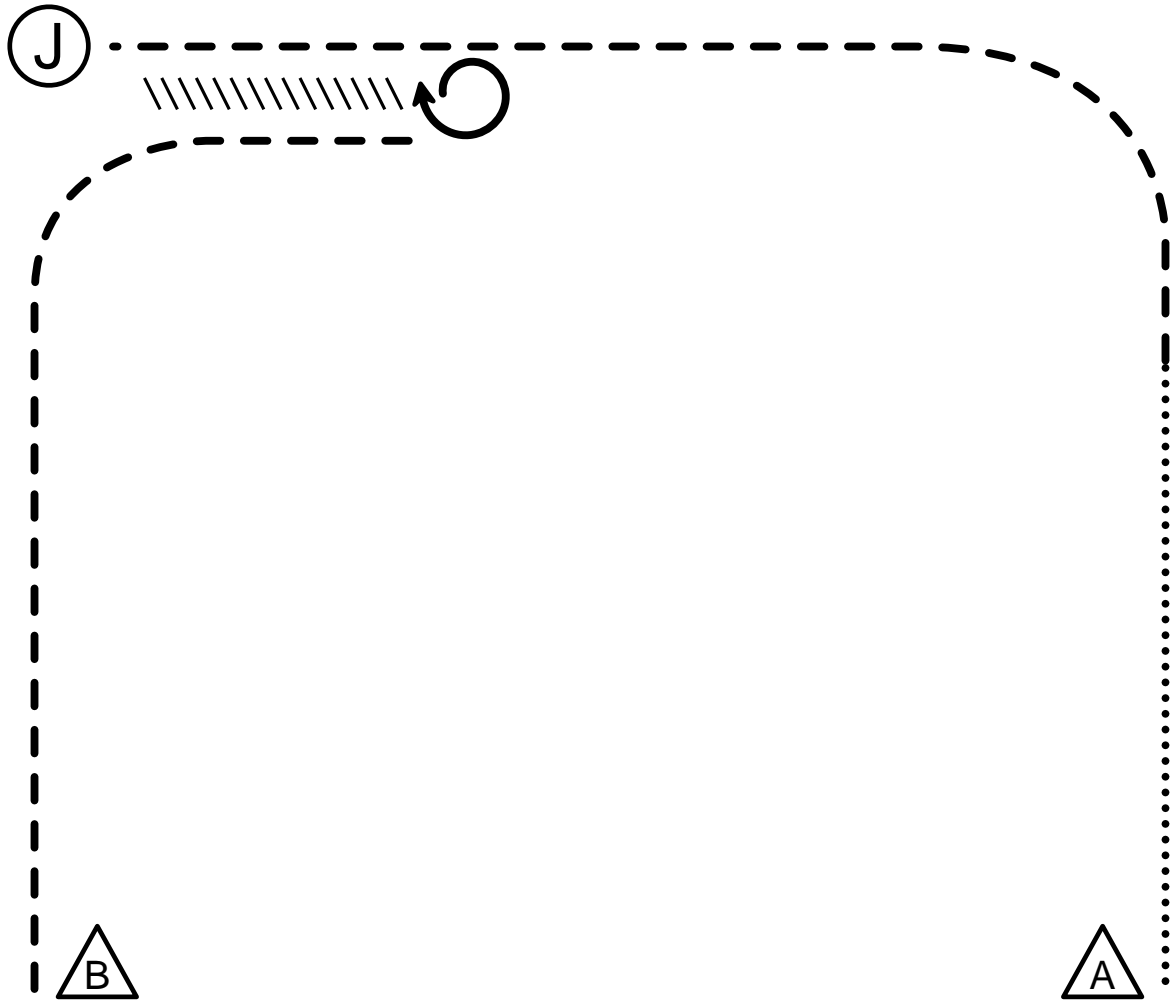
1. Start at A, walk,
2. Walk to judge
3. Stop, set up for inspection
4. Inspection
5. When dismissed, back 2 horse lengths
6. Execute a 360° turn
7. Walk to exit

SHOWMANSHIP

Show: The Orange Blossom

Date: 1/19/2024

Classes: 129. All Breed AM 19&O
130. All Breed 18&U
132. APHA Yth WT 10&U
133. ApHC Youth WT 10&U
134. APHA Youth WT 11-18
135. APHA Nov AM
136. ApHC Nov NonPro
137. APHA Nov Yth
138. ApHC Nov Youth



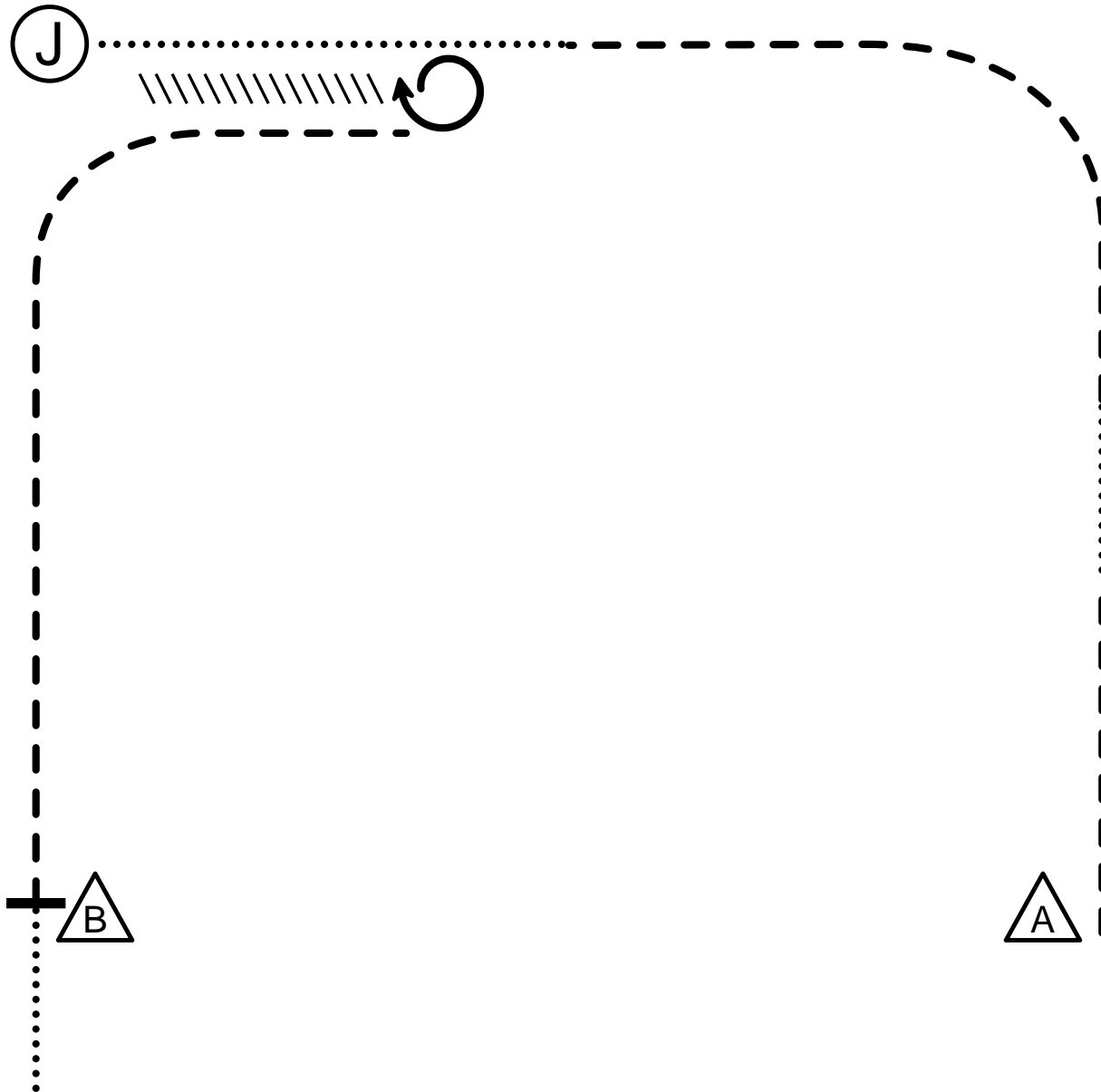
1. Start at A, walk,
2. Trot to judge
3. Stop, set up for inspection
4. Inspection
5. When dismissed, back 2 horse lengths
6. Execute a 360° turn
7. Trot to exit

SHOWMANSHIP

Show: The Orange Blossom

Date: 1/19/2024

Classes: 139. APHA Am
140. ApHC NonPro
141. APHA Youth
142. ApHC Youth



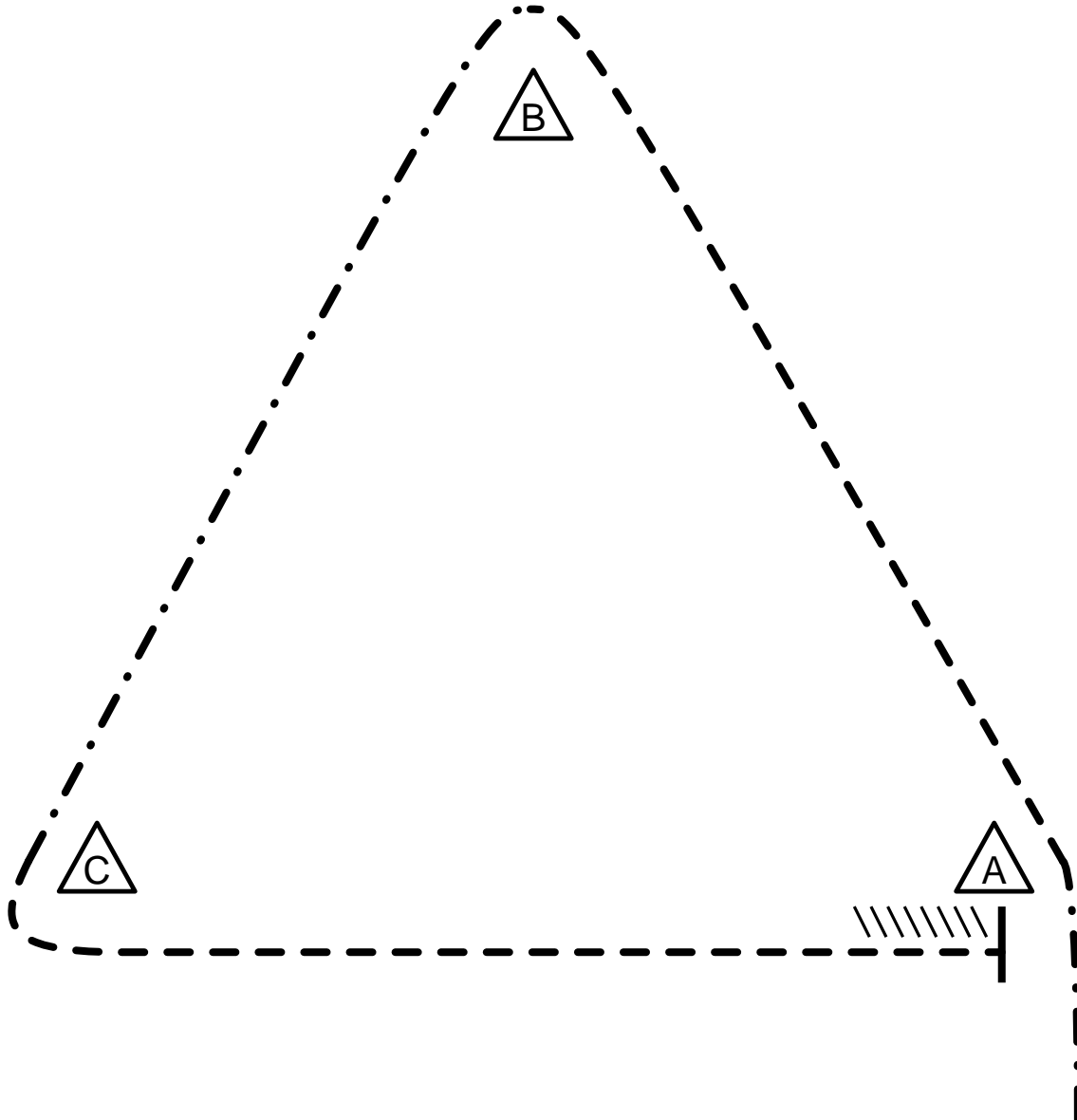
1. Start at A, trot, walk, trot
2. Walk to judge
3. Set up for inspection
4. Inspection
5. When dismissed back 2 horse lengths
6. Execute a 360° turn
7. Trot, stop, walk to exit

EQUITATION

Show: The Orange Blossom

Date: 1/19/2024

Classes: 173. All Breed AM 19&O WT
174. All Breed 18&U WT
175. APHA Am WT
176. ApHC NonPro WT
177. APHA Yth WT 10&U
178. ApHC Yth WT 10&U
179. APHA Yth WT 11-18
180. ApHC Yth WT 11-18



Be ready before A

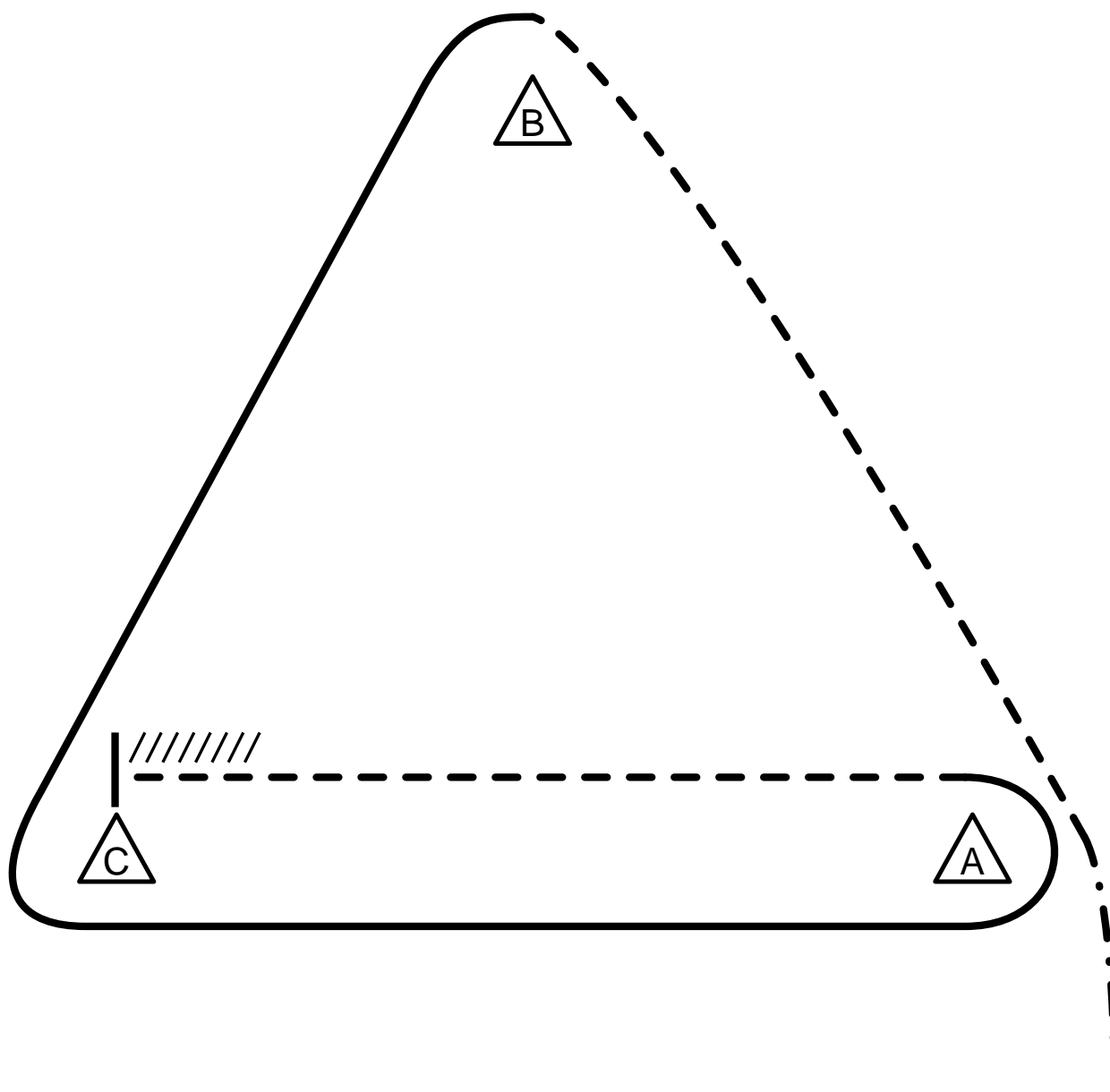
1. Sitting trot to A
 2. Trot on the right diagonal from A to B
 3. Sitting trot from B to C
 4. Posting trot on the left diagonal from C to A
 5. Halt at A and back approximately one horse length
- Follow the instructions of your ring steward**

EQUITATION

Show: The Orange Blossom

Date: 1/19/2024

Classes: 181. All Breed AM 19&O
182. All Breed 18&U
183. APHA Nov AM
184. ApHC Nov NonPro
185. APHA Nov Yth
186. ApHC Nov NonPro



Be ready before A

1. Sitting trot to A
2. Trot on the right diagonal from A to B
3. Canter on the left lead from B to and around C to A
4. Posting trot on the left diagonal from A to C
5. Halt at A and back approximately one horse length

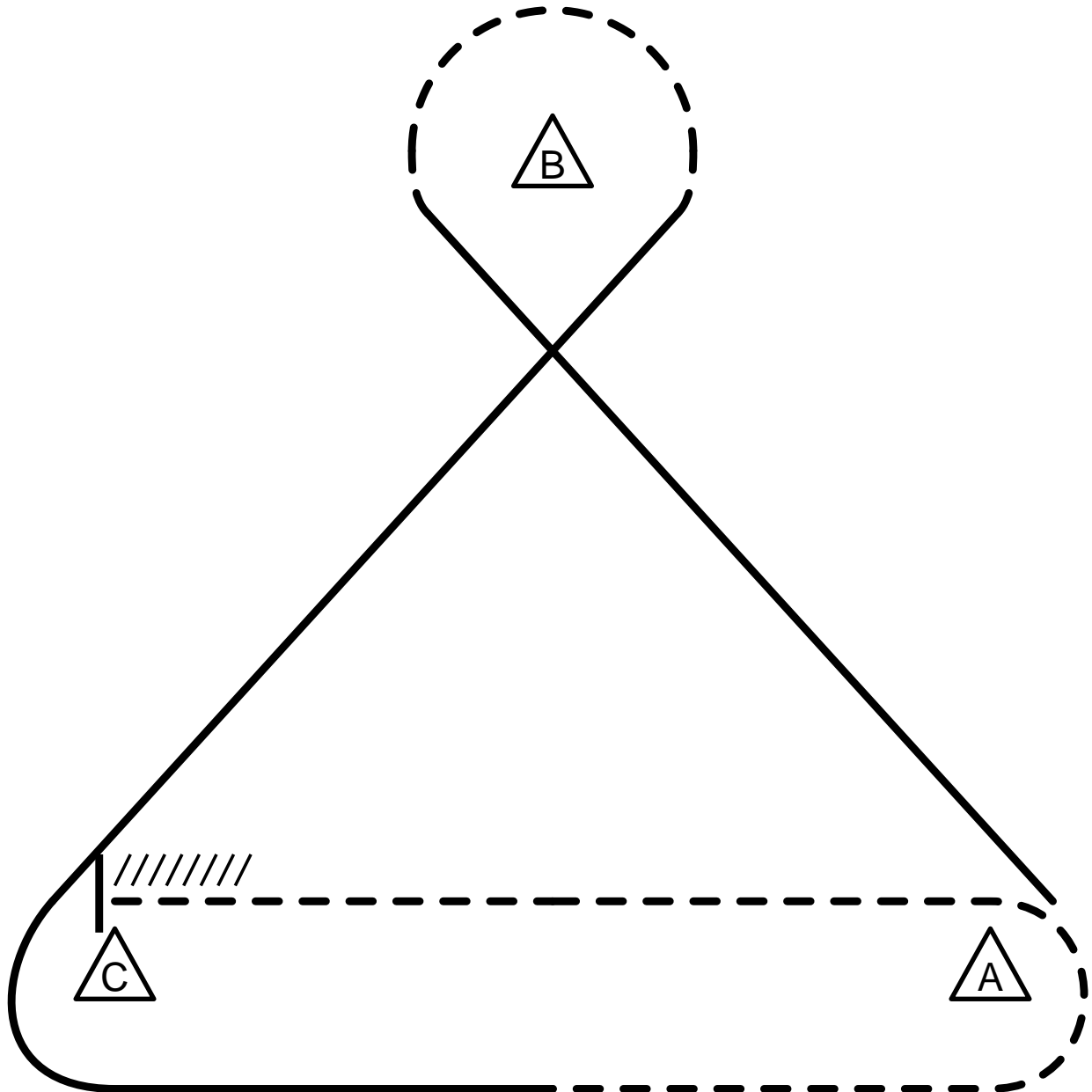
Follow the instructions of your ring steward

EQUITATION

Show: The Orange Blossom

Date: 1/19/2024

Classes: 187. APHA Am
188. ApHC NonPro
189. APHA Youth
190. ApHC Youth

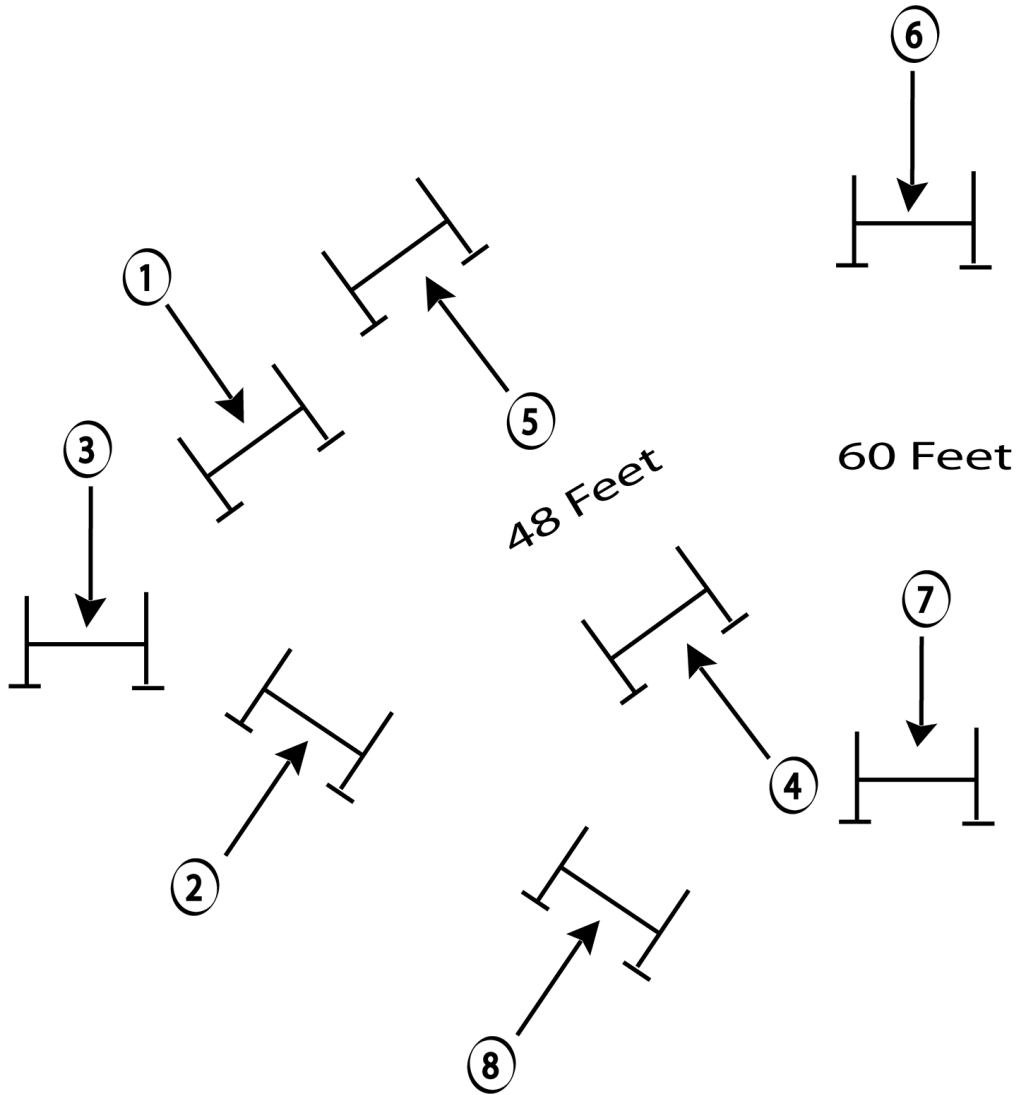


1. Canter on the right lead to B
2. Posting trot around B
3. Canter left lead to and around C halfway to A
4. Posting trot right diagonal around A halfway to C
5. Sitting trot to C
6. Stop and back four steps

The Orange Blossom

APHA/ApHC Eq Over Fences (197, 198, 199, 200)

Show Date: 01-20-2024



w w w . H o r s e S h o w P a t t e r n s . c o m

w w w . H o r s e S h o w P a t t e r n s . c o m

[HSEOF/3]

Pattern Provided by:

The Judges

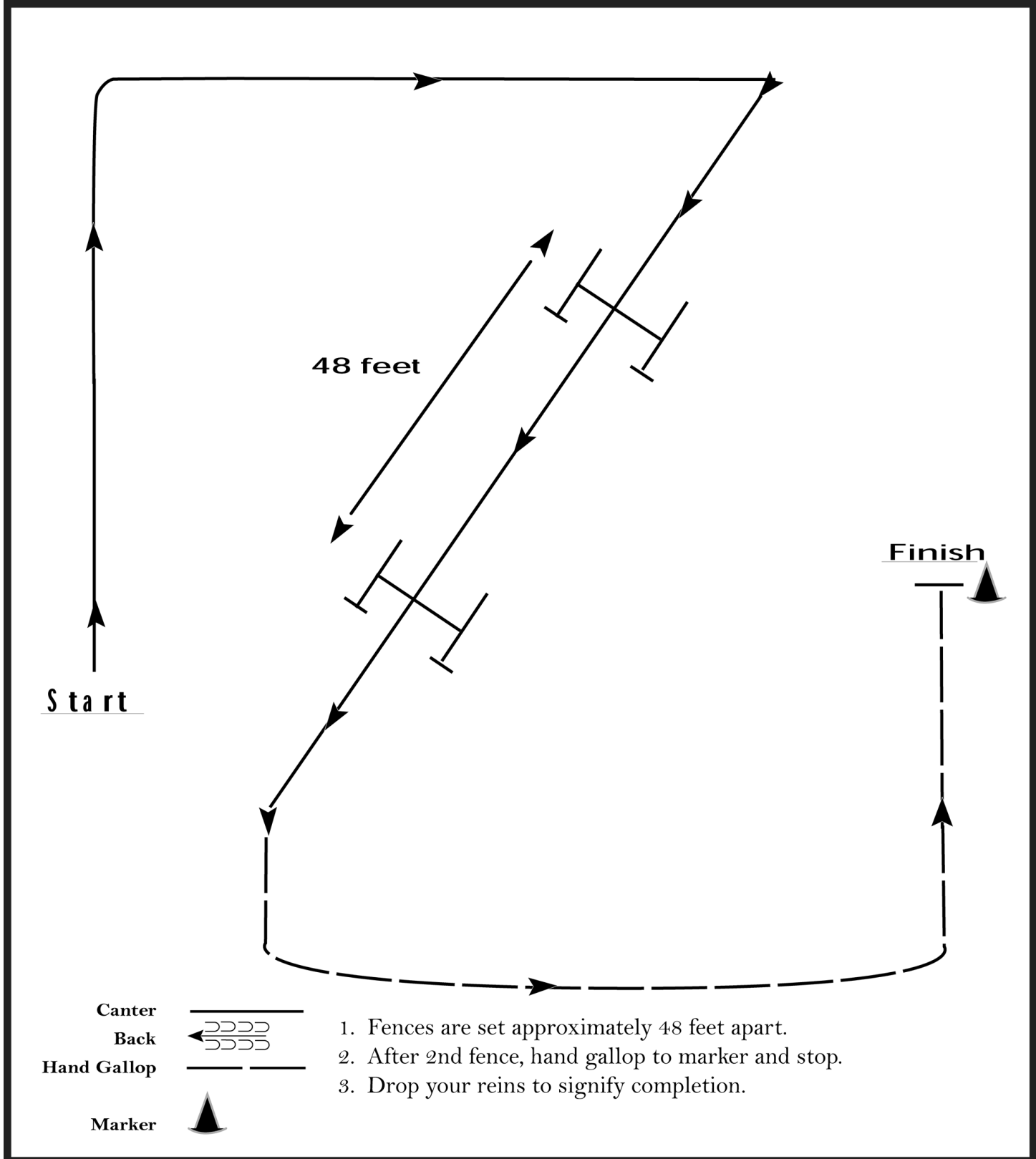
The Orange Blossom

APHA/ApHC Hunter Hack (191, 192, 193, 194, 195, 196)

Show Date: 01-20-2024

w w w . H o r s e S h o w P a t t e r n s . c o m

w w w . H o r s e S h o w P a t t e r n s . c o m



Start

48 feet

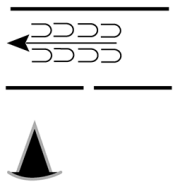
Finish

Canter

Back

Hand Gallop

Marker



1. Fences are set approximately 48 feet apart.
2. After 2nd fence, hand gallop to marker and stop.
3. Drop your reins to signify completion.

[HH/48-17]

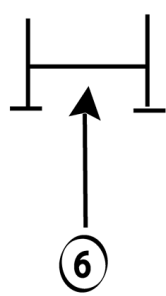
Pattern Provided by:

The Judges

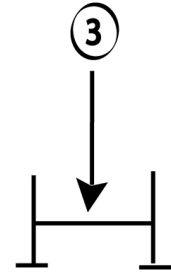
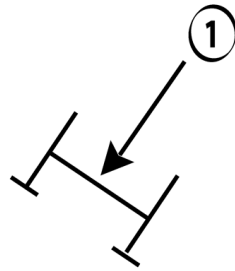
The Orange Blossom

APHA/ApHC Working Hunter (201, 202, 203, 204, 205, 206)

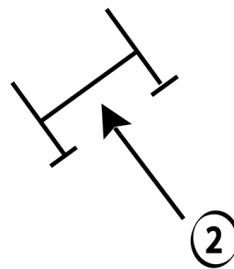
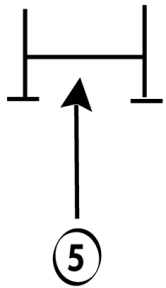
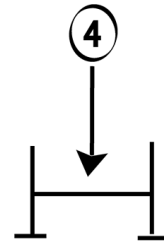
Show Date: 01-20-2024



72 Feet



48 Feet



[WH/O-1]

Pattern Provided by:

The Judges

w w w . H o r s e S h o w P a t t e r n s . c o m

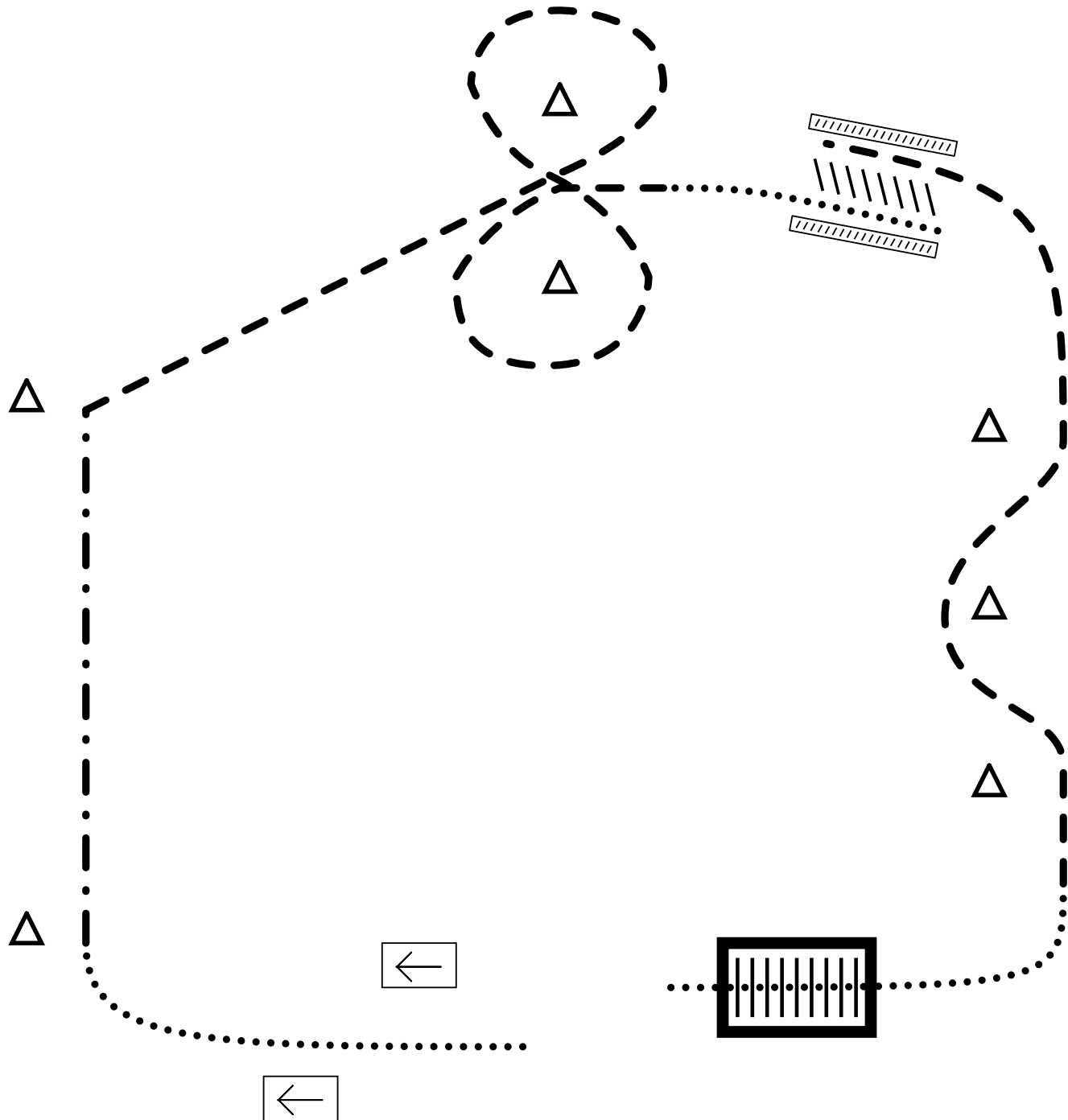
w w w . H o r s e S h o w P a t t e r n s . c o m

OBSTACLE DRIVING

Show: The Orange Blossom

Date: 1/19/2024

Classes: 185. APHA AM
186. APHA Open



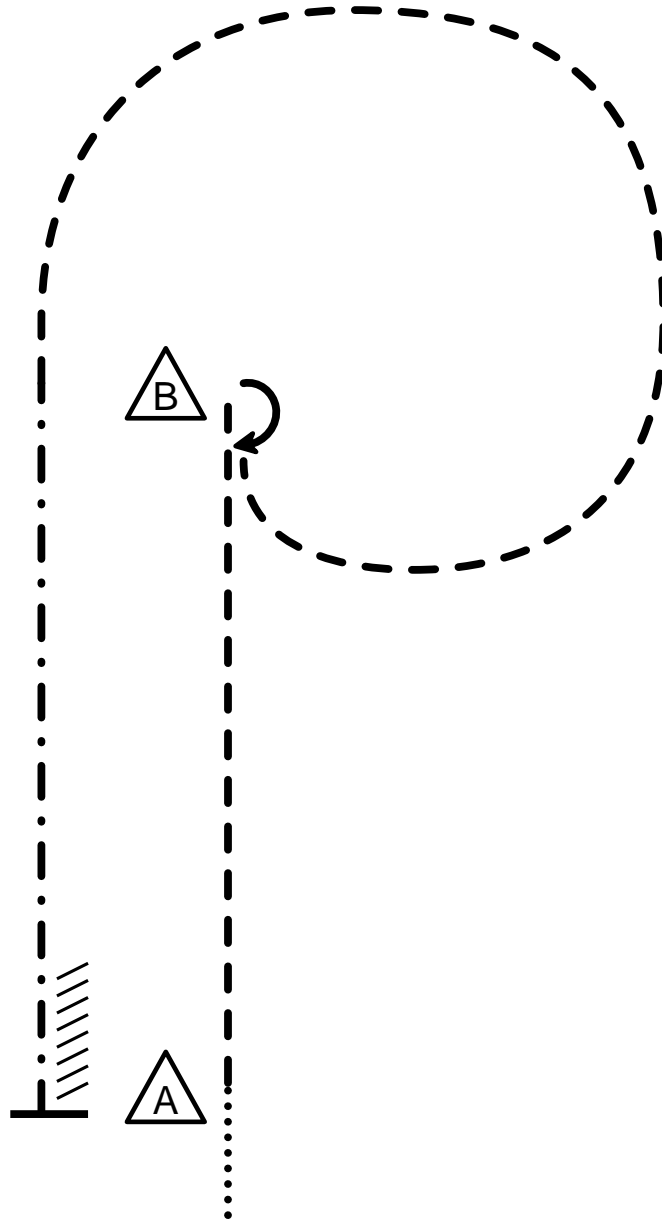
1. Walk through road signs
2. Road gait between cones
3. Park gait figure 8
4. Walk into chute and back
5. Park gait serpentine
6. Walk over bridge. Pattern is complete

HORSEMANSHIP

Show: The Orange Blossom

Date: 1/19/2024

Classes: 217. All Breed AM 19&O
218. All Breed 18&U WT
219. APHA Am WT
220. ApHC NonPro WT
221. APHA Yth WT 10&U
222. ApHC Yth WT 10&U
223. APHA Yth WT 11-18
224. ApHC Yth WT 11-18



Be ready before at A

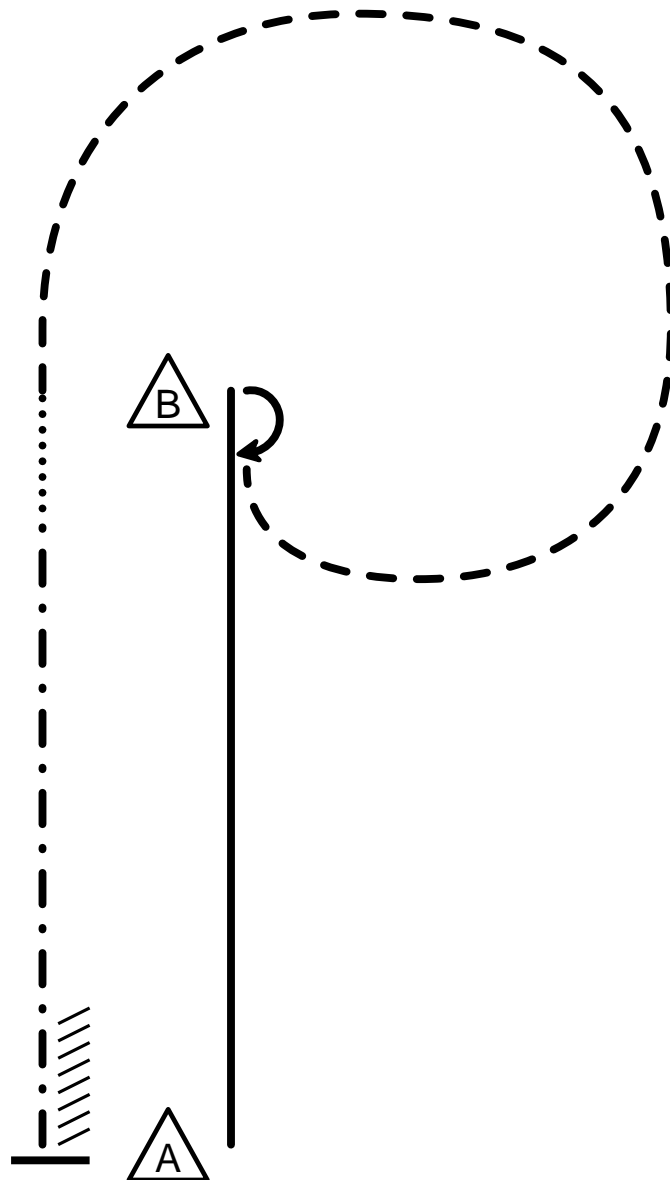
1. Walk to A
 2. Jog to B
 3. Turn 180° right
 4. Jog back around to B
 5. Extend the jog from B to A
 6. Stop at A and back approximately one horse length
- Follow the instructions of your ring steward**

HORSEMANSHIP

Show: The Orange Blossom

Date: 1/19/2024

Classes: 225. All Breed AM 19&O
226. All Breed 18&U
227. APHA Nov AM
228. ApHC Nov NonPro
229. APHA Nov Yth
230. ApHC Nov Youth



Be ready at A

1. Lope on the right lead to B
2. Turn 180° right
3. Jog around to B
4. At B, break to the walk
5. Walk approximately 10 feet
6. Extend the jog to A
7. Stop at A and back approximately one horse length

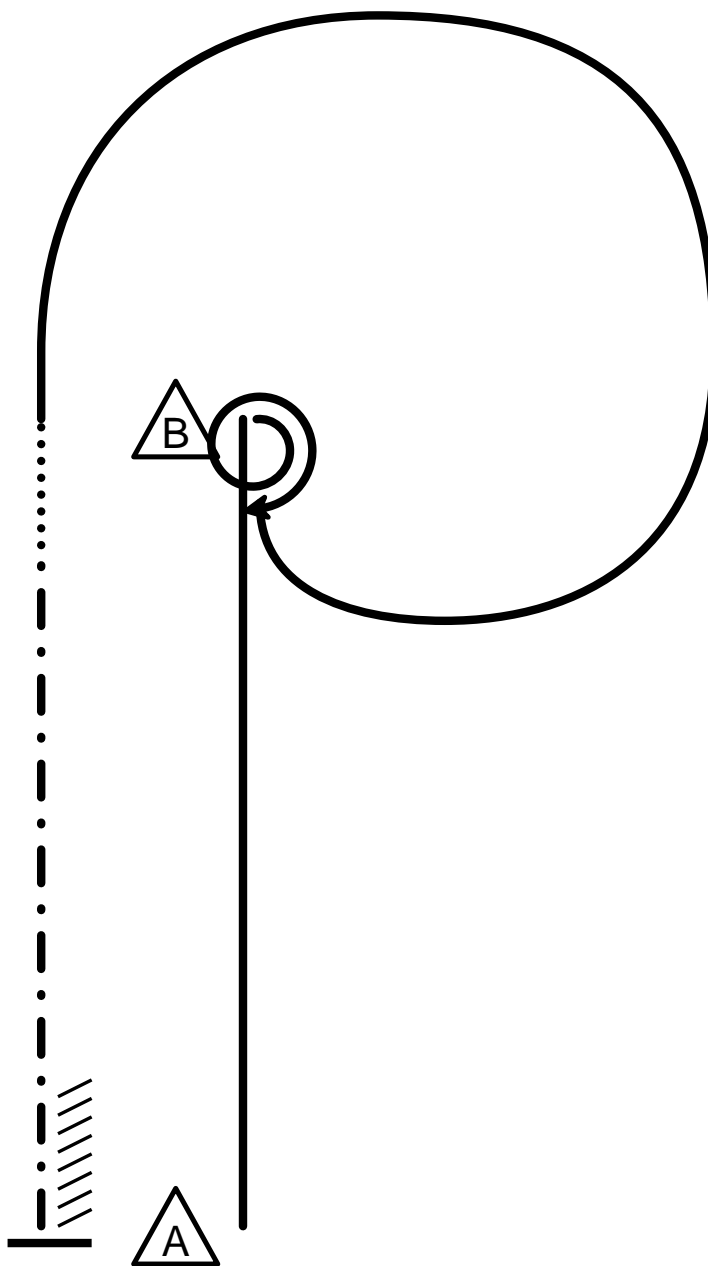
Follow the instructions of your ring steward

HORSEMANSHIP

Show: The Orange Blossom

Date: 1/19/2024

Classes: 231. APHA AM
232. ApHC NonPro
233. APHA Youth
234. ApHC Youth



Be ready at A

1. Lope on the right lead to B
2. Turn 540° right
3. Lope on the left lead around to B
4. Break to walk, walk approximately 10 feet
5. Extended jog to A
6. Stop at A and back one horse length

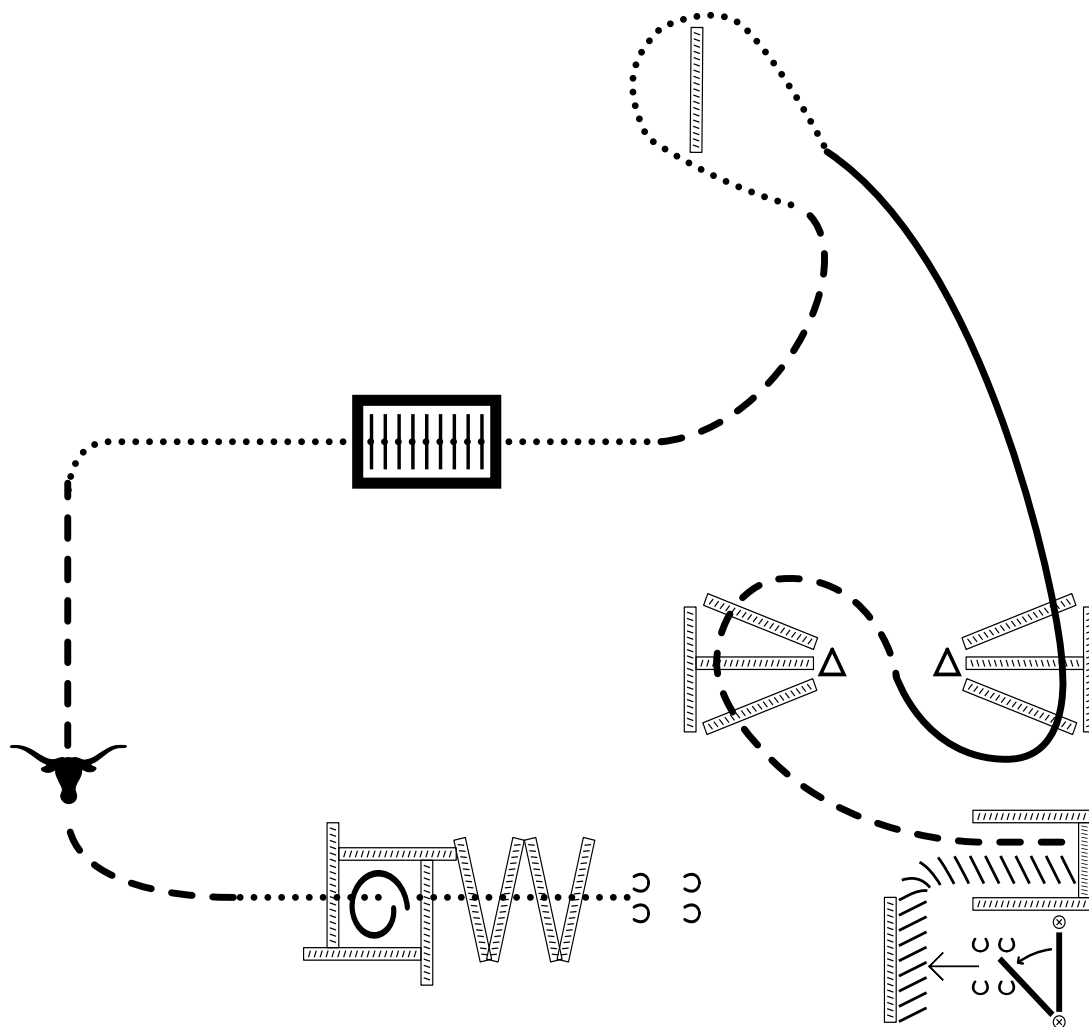
Follow the instructions of your ring steward

TRAIL

Show: The Orange Blossom

Date: 1/19/2024

Classes: 235. All Breed AM 19&O Ranch
236. All Breed 18&U Ranch
237. All Breed All Age WT Ranch (JOG WHERE LOPE IS DRAWN)
238. APHA Open Ranch
239. ApHC Open Ranch
241. APHA AM Ranch
242. ApHC NonPro Ranch
244. APHA Youth Ranch
245. ApHC Youth Ranch



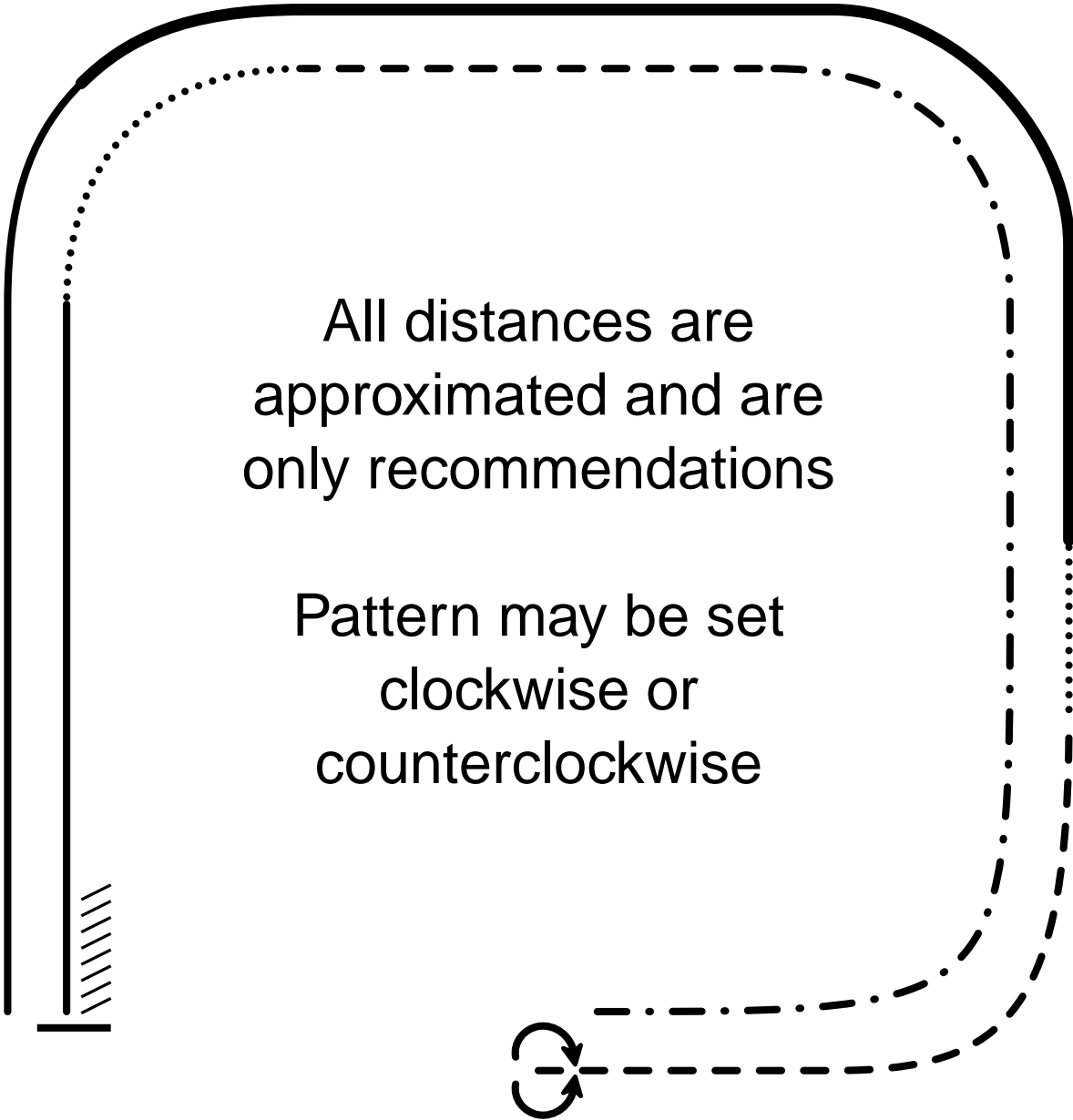
1. Work rope gate, left hand
2. Side pass right, then back between poles
3. You may walk forward, then jog over poles
4. Lope over poles to drag
5. Pick up rope and drag log around the post to the left and back to the starting point
6. Jog to and walk over bridge
7. Jog to steer head. Build a loop and rope the steer head
8. Walk to and into box, execute a 360° turn in either direction
9. Walk out of box, walk over poles
10. Dismount, ground tie, walk around horse, trot out to exit

RANCH PLEASURE

Show: The Orange Blossom

Date: 1/19/2024

Classes: 240. APHA Open Ranch
243. APHA AM Ranch
246. APHA Youth Ranch



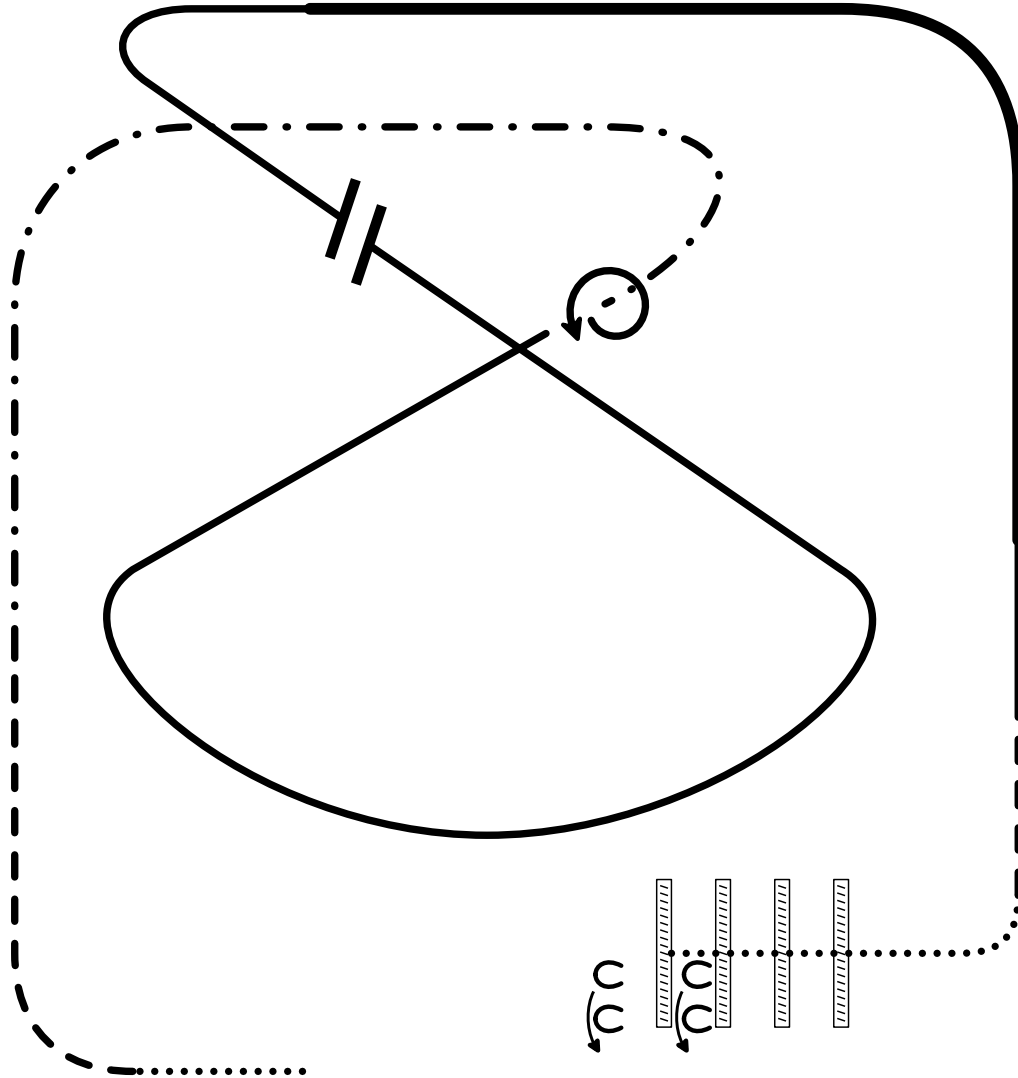
1. Lope
2. Extended lope
3. Walk
4. Trot
5. Stop; Reverse
6. Extended trot
7. Trot
8. Extended Walk
9. Lope
10. Stop and back

RANCH RIDING

Show: The Orange Blossom

Date: 1/19/2024

Classes: 247. All Breed 18&U Ranch
248. All Breed 19&O Ranch
250. APHA Open Ranch



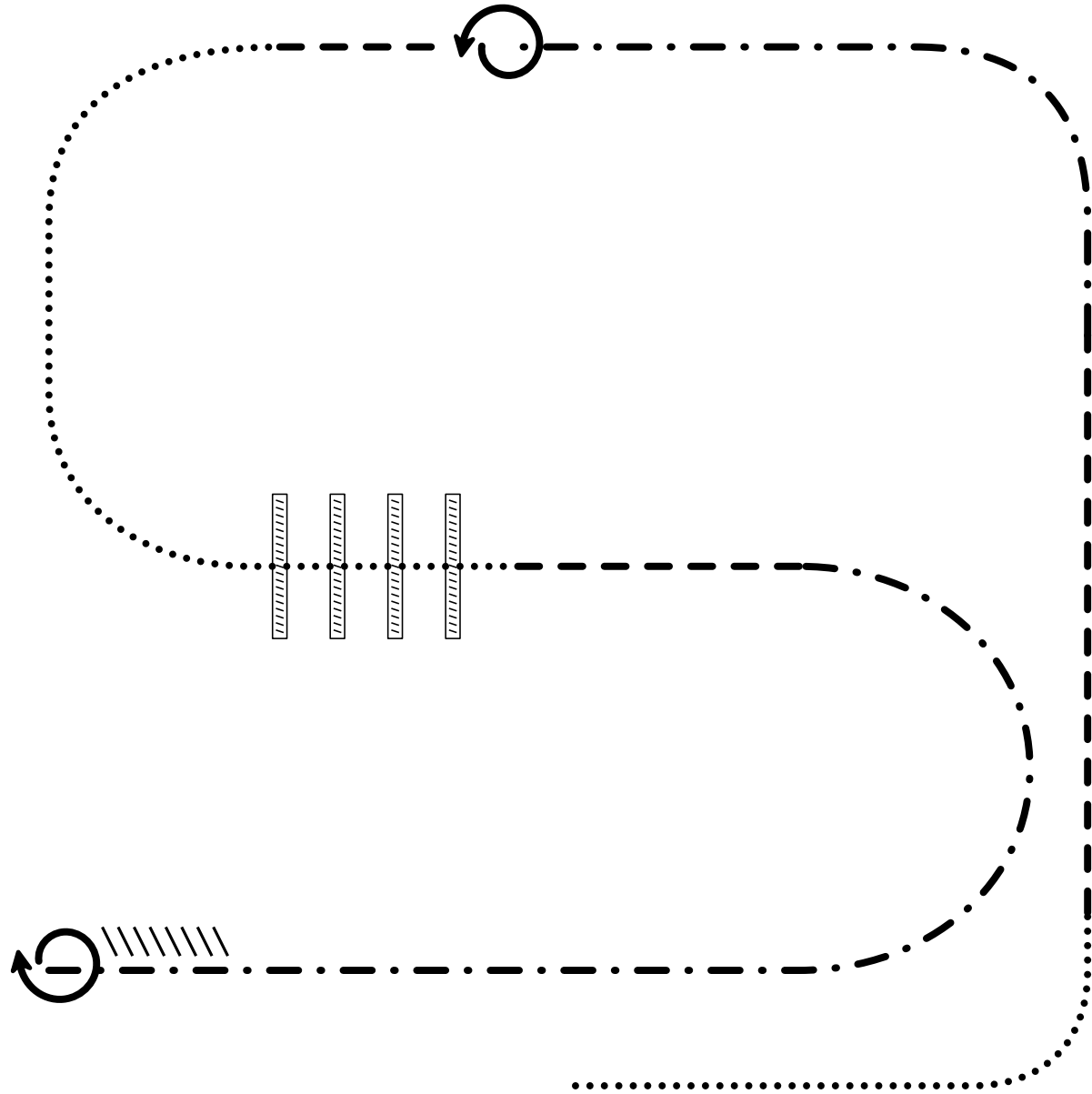
1. Walk
2. Trot
3. Extended Trot
4. Stop; Turn 360° left
5. Lope left lead
6. Change leads
7. Lope right lead
8. Extended lope, then collected lope
9. Trot
10. Walk
11. Walk
12. Sidepass left
13. Natural ranch horse appearance

RANCH RIDING

Show: The Orange Blossom

Date: 1/19/2024

Classes: 249. All Breed All Age WT



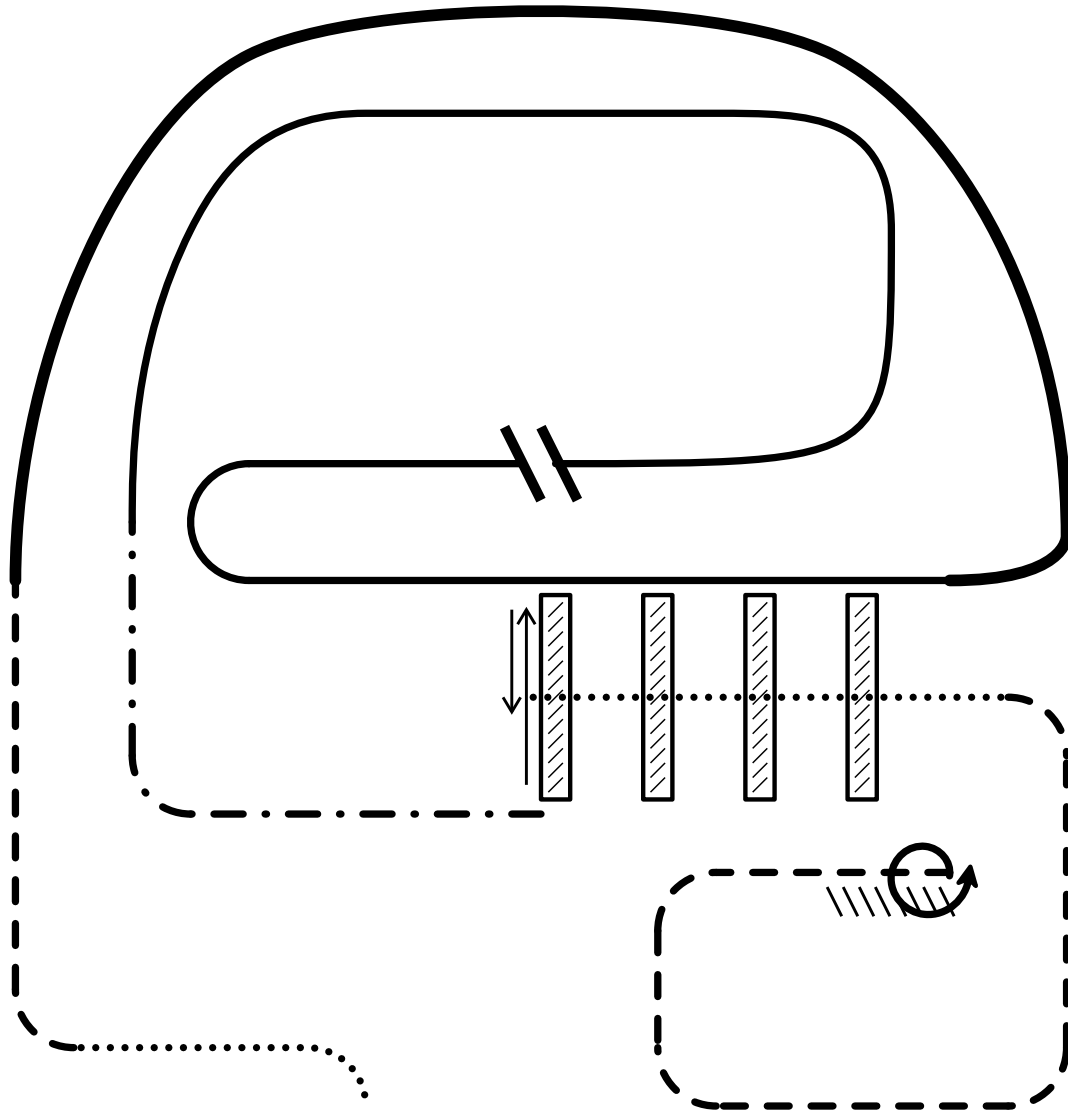
1. Walk
2. Trot
3. Extended Trot
4. Stop, 360° turn left
5. Trot
6. Walk
7. Walk logs
8. Trot
9. Extended trot
10. Stop, 360° turn right
11. Back
12. Natural ranch horse appearance

RANCH RIDING

Show: The Orange Blossom

Date: 1/19/2024

Classes: 251. ApHC Open Ranch
252. APHA AM Ranch
253. ApHC NonPro Ranch
254. APHA Youth Ranch
255. ApHC Youth Ranch



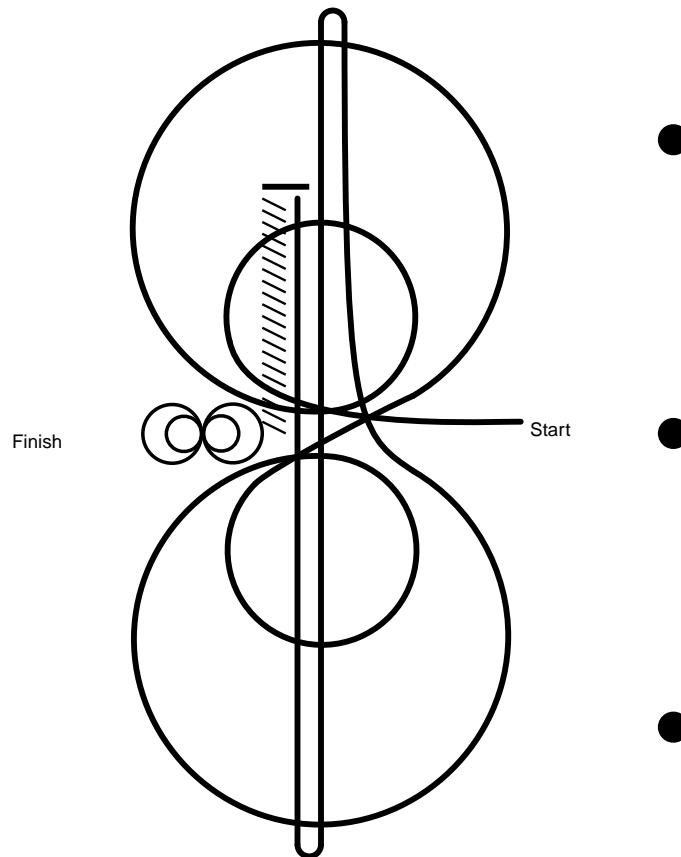
1. Walk
2. Trot
3. Extended lope; right lead
4. Lope right lead
5. Change leads (simple or flying)
6. Lope left lead
7. Extended trot
8. Stop, sidepass left, sidepass right 1/2 way
9. Walk over logs
10. Trot square
11. Stop, 360° turn left, back
12. Natural ranch horse appearance

REINING

Show: The Orange Blossom

Date: 1/19/2024

Classes: 265. All Breed 19&O Ranch
266. All Breed 18&U Ranch
267. APHA Open Ranch
268. ApHC Open Ranch
269. APHA AM Ranch
270. ApHC NonPro Ranch
271. APHA Youth Ranch
272. ApHC Youth Ranch



1. Beginning on the right lead, complete two circles to the right: the first small and slow; the second large and fast
2. Change leads at the center of the arena
3. Complete two circles to the left: the first small and slow; the second large and fast
4. Change leads at the center of the arena
5. Run to the far end of the arena, past end marker, and do left rollback -- no hesitation
6. Run to the opposite end of the arena, past end marker and do a right rollback -- no hesitation
7. Run past the center marker and do a sliding stop. Back up to the center of the arena (or at least 10ft). Hesitate
8. Complete two spins to the right
9. Complete two spins to the left
10. Hesitate to demonstrate completion of pattern
11. Walk to the judge and stop for inspection until dismissed