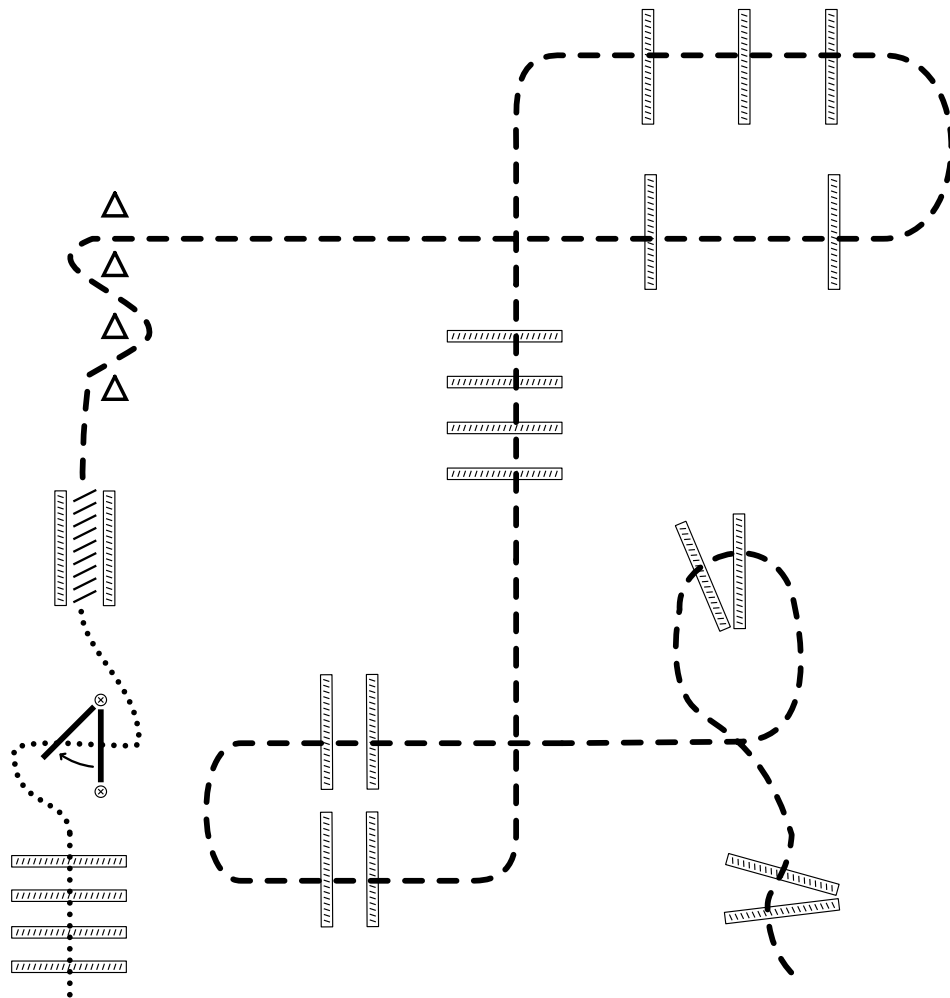


TRAIL

Show: The Wishbone

Date: 11/22/2024

Classes: 1. AM Mini/Pony In-Hand Trail
2. Yth Mini/Pony In-Hand Trail
3. Mini In-Hand
4. Pony In-Hand
5. AB Yearling Challenge In-Hand Trail
6. /7. SH/SB Yearling In-Hand Trail
8. /9. AM Yearling In-Hand Trail
10. /11. Yearling In-Hand Trail
12. /13. AM 2yr Old In-Hand
14. /15. 2yr old In Hand Trail
16. AB All Age W/T Trail
17. /18. AM SH/AB 19&O W/T
19. AB YTH 18&U WT
20. YTH SH 10&U W/T
21. YTH SH 11-18 WT
22. /23. AM W/T
24. /25. YTH 10&U WT
26. /27. Yth 11-18 W/T



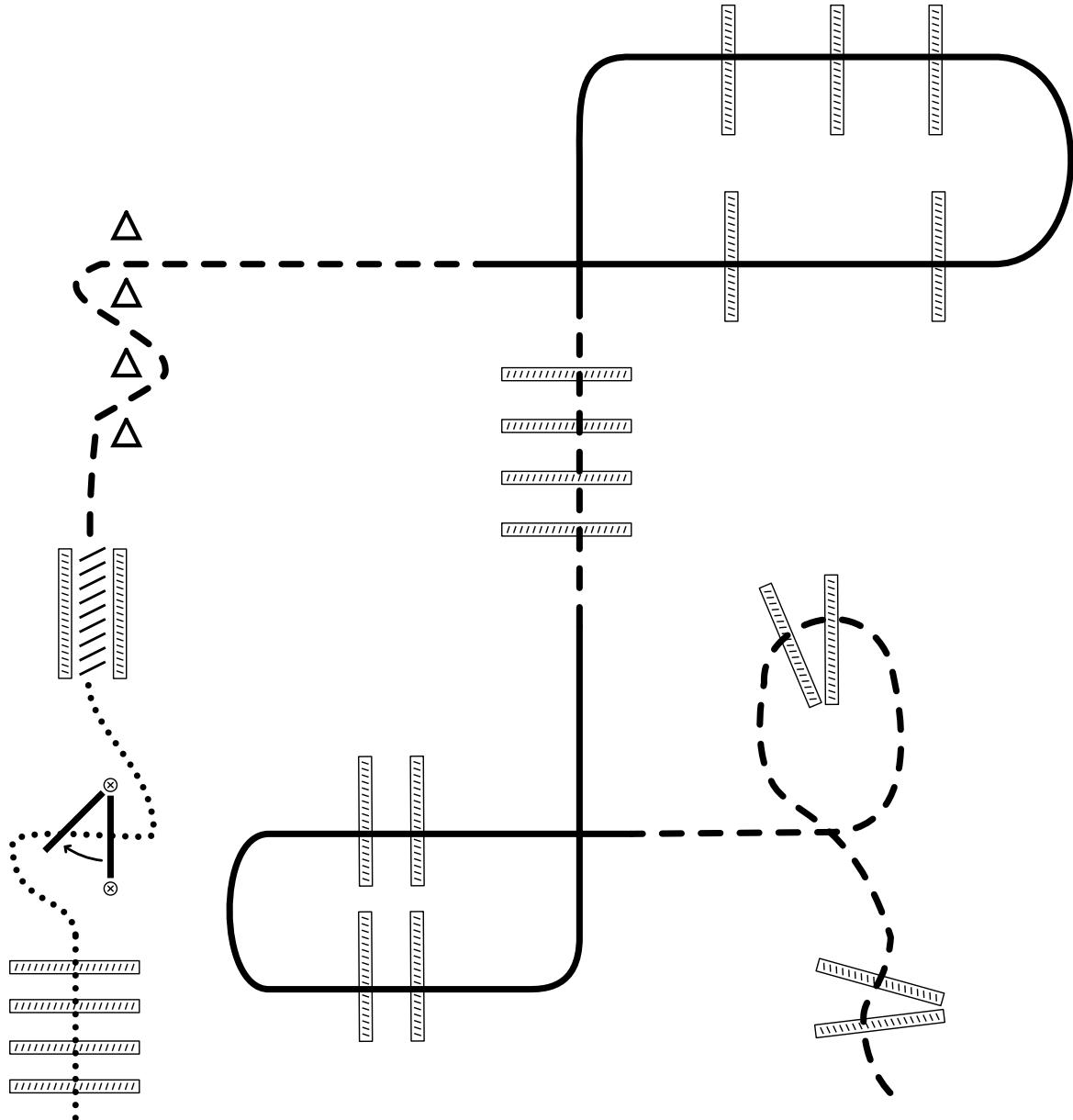
1. Walk over poles
2. Work Left Handed Gate
3. Back through chute
4. Jog serpentine
5. Jog over poles
6. Jog over poles
7. Jog over poles
8. Jog over poles as shown

TRAIL

Show: The Wishbone

Date: 11/22/2024

Classes: 28. /29. AM SH/AB 19&O
30. /31. Yth SH/AB 18&U
32. /33. SH/AB All Age Trail
34. /35. Green Trail
36. /37. Nov AM Trail
38. /39. Nov YTH
40. /41. AM Trail
42. /43. YTH Trail
44. /45. Trail



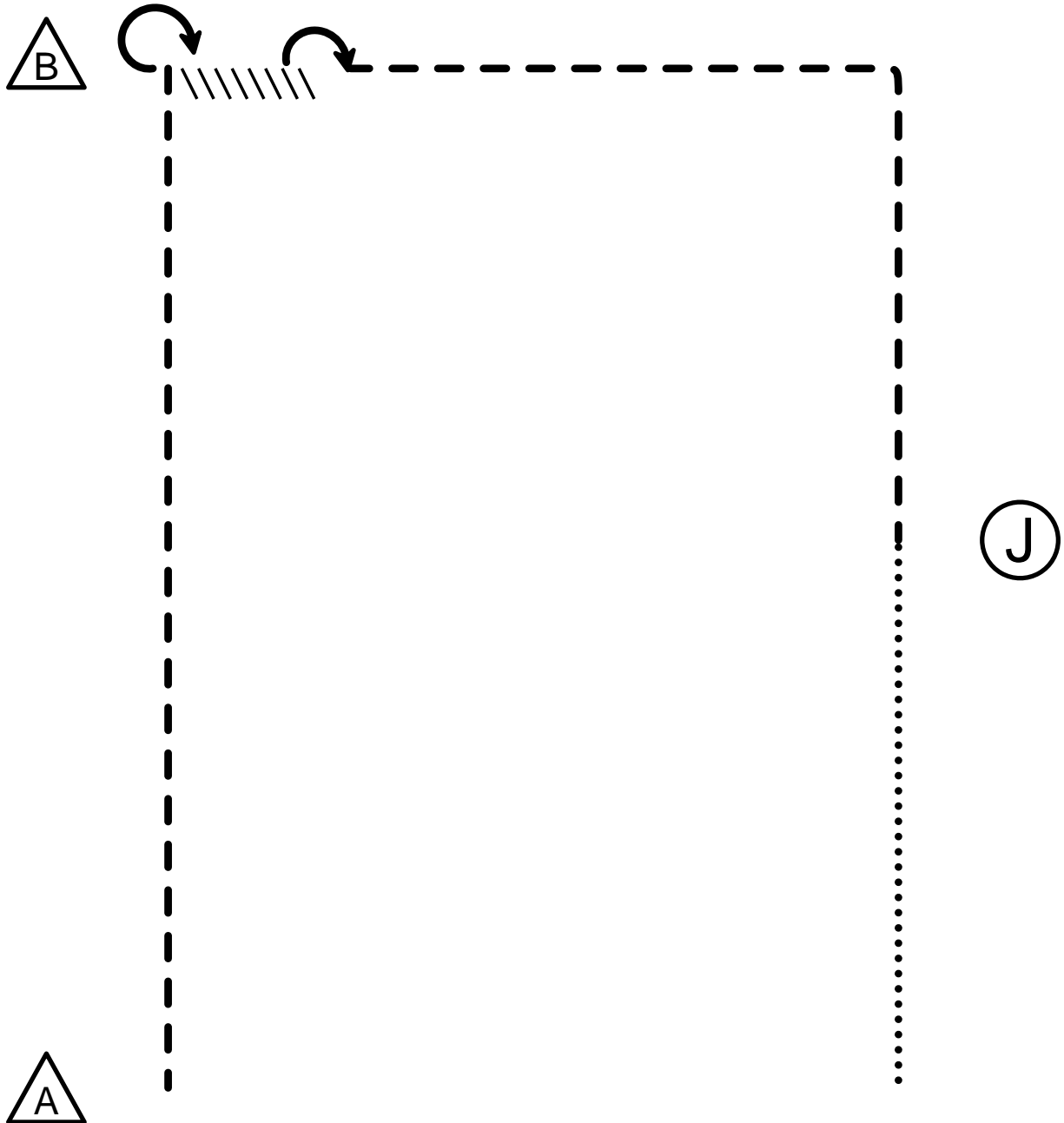
1. Walk over poles
2. Work Left Handed Gate
3. Back through chute
4. Jog serpentine
5. Lope LEFT lead over poles
6. Jog over poles
7. Lope RIGHT lead over poles
8. Jog over poles as shown

SHOWMANSHIP

Show: The Wishbone

Date: 11/22/2024

Classes: 180. /181. AM SH/AB 19&O
182. /183. YTH SH/AB 18&U
192. /193 Nov AM
194. /195. Nov Yth Showmanship



1. Trot to B
2. Turn 270°
3. Back one horse length
4. Turn 180°
5. Trot square corner until hip even with judge
6. Set up
7. Inspection
8. Walk out

SHOWMANSHIP

Show: The Wishbone

Date: 11/22/2024

Classes: 184. AM Mini/Pony
185. Yth Mini/Pony



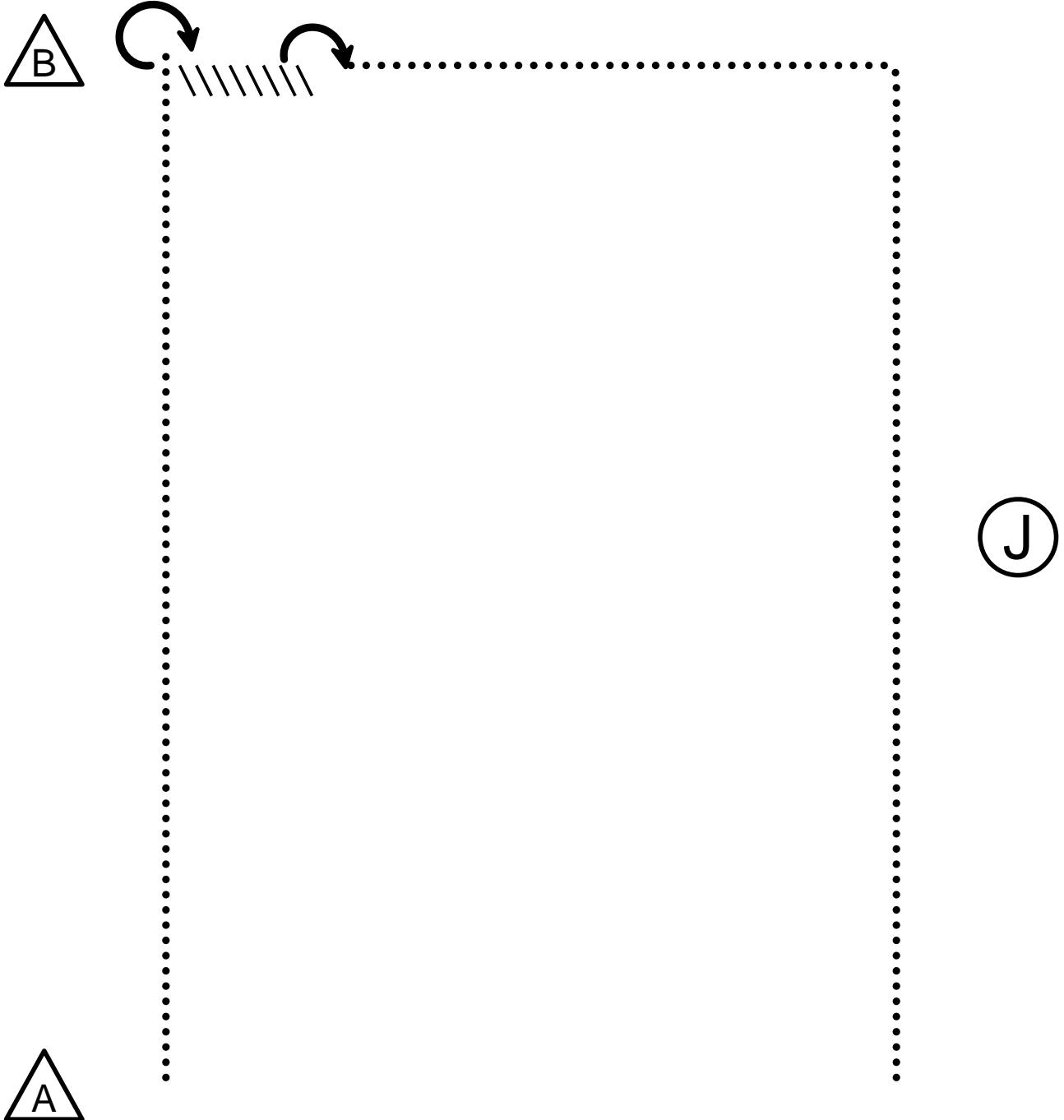
1. Trot to B
2. Turn 90°
3. Trot square corner until hip even with judge
4. Set up
5. Inspection
6. Walk out

SHOWMANSHIP

Show: The Wishbone

Date: 11/22/2024

Classes: 186. /187. AM WT



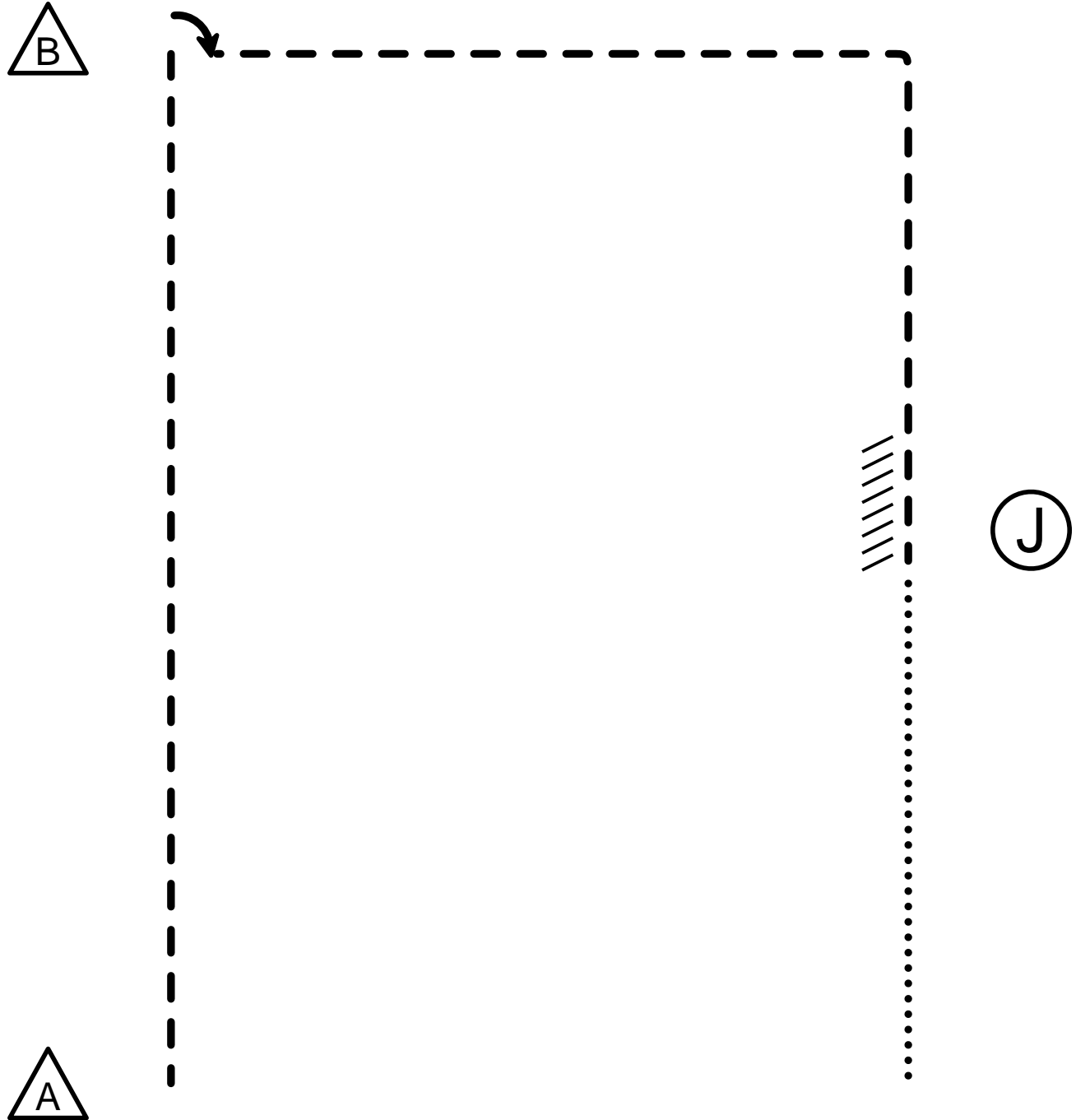
1. Walk to B
2. Turn 270°
3. Back one horse length
4. Turn 180°
5. Extended walk square corner until hip even with judge
6. Set up
7. Inspection
8. Walk out

SHOWMANSHIP

Show: The Wishbone

Date: 11/22/2024

Classes: 188. /189 Yth 5-10 WT
190. /191 Yth 11-18 W/T



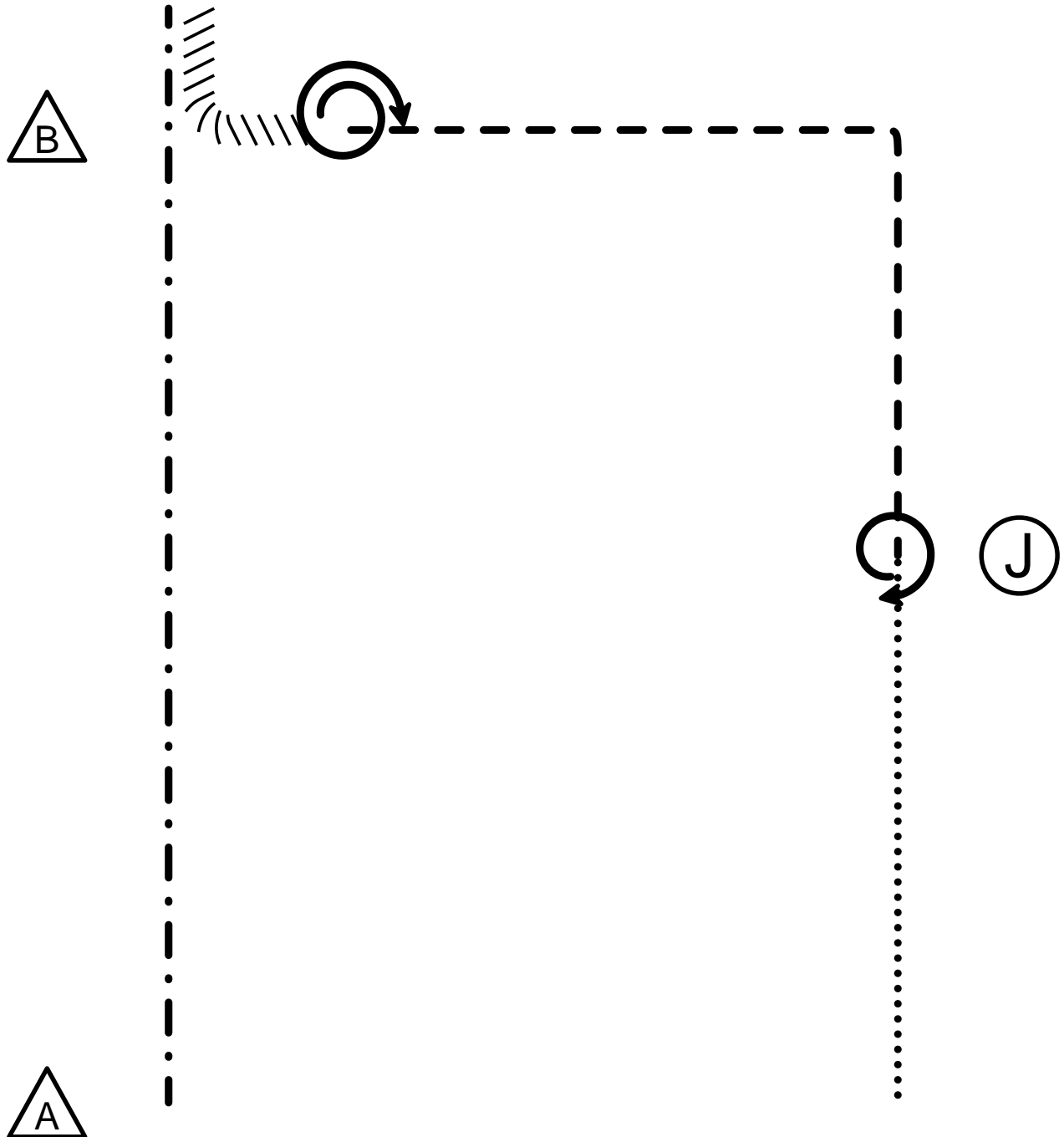
1. Trot to B
2. Turn 90°
3. Trot square corner until hip even with judge
4. Set up
5. Inspection
6. Back one horse length
7. Walk out

SHOWMANSHIP

Show: The Wishbone

Date: 11/22/2024

Classes: 196. /197 AM Showmanship
198. /199 Yth Showmanship



1. Extended trot past B
2. Back corner
3. Turn 540°
4. Trot square corner until hip even with judge
5. Turn 360°
6. Set up
7. Inspection
8. Walk out

LONGE LINE

Show: The Wishbone

Date: 11/22/2024

Classes: 201. /202 SH/AB Yearling LL
203. /204 AM Yearling LL
205. /206 Yearling LL
207. /208 AM 2YR Old LL
209. /210 2yr Old LL

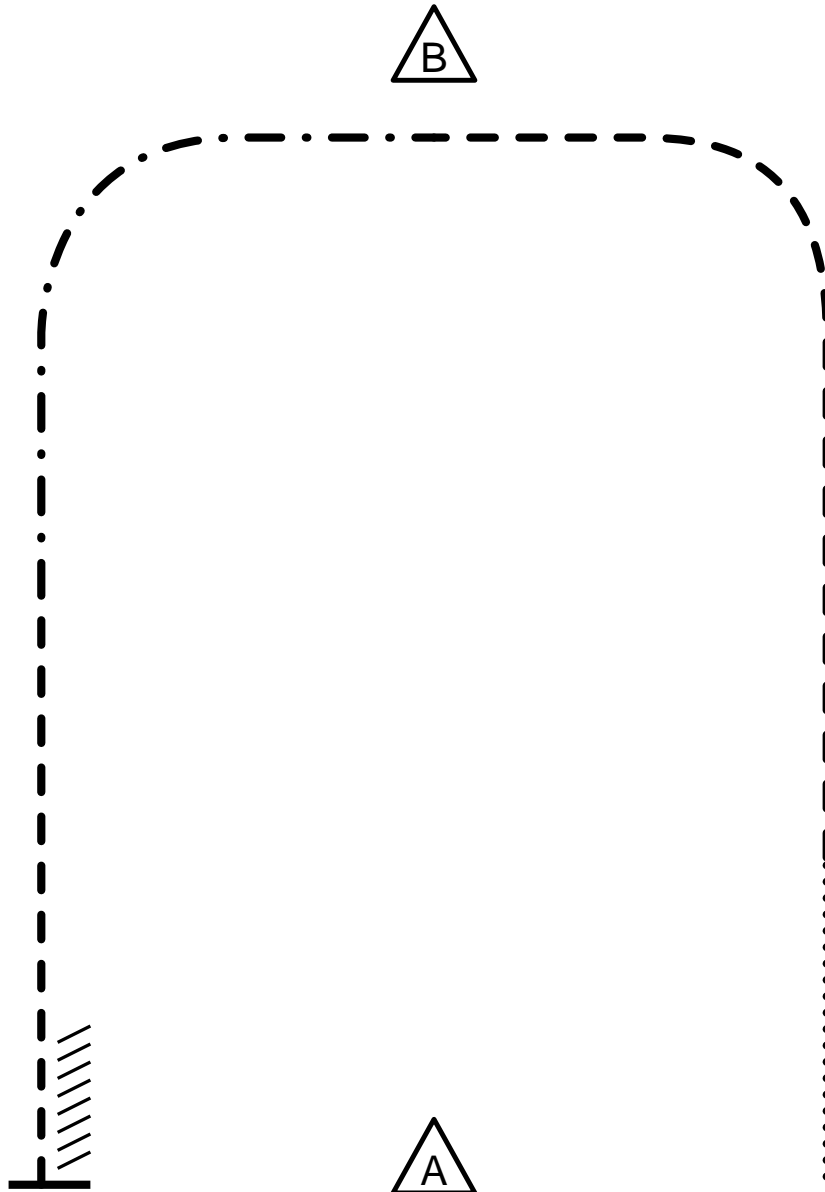
-
1. Conformation
 2. Walk1
 3. Trot1
 4. Lope1
 5. Circle1
 6. Manners1
 7. Walk2
 8. Trot2
 9. Lope2
 10. Circle2
 11. Manners2

EQUITATION

Show: The Wishbone

Date: 11/22/2024

Classes: 242. /243 AM SH/ AB AM19&O WT
244. AB YTH 18&U WT
245. YTH SH 10&U W/T
246. YTH SH 11-18 WT
247. /248. AM WT EQ
249. /250. YTH 10&U W/T
251. /252. YTH 11-18 WT
253. /254. AM SH/AB AM 19&O
255. /256. YTH SH/AB YTH 18&U



Be ready at A

1. Walk approximately 2 horse lengths
2. Posting trot right diagonal to B
3. At B, sitting trot halfway wack to A
4. Posting trot left diagonal until even with A
5. Stop and back approximately 1 horse length

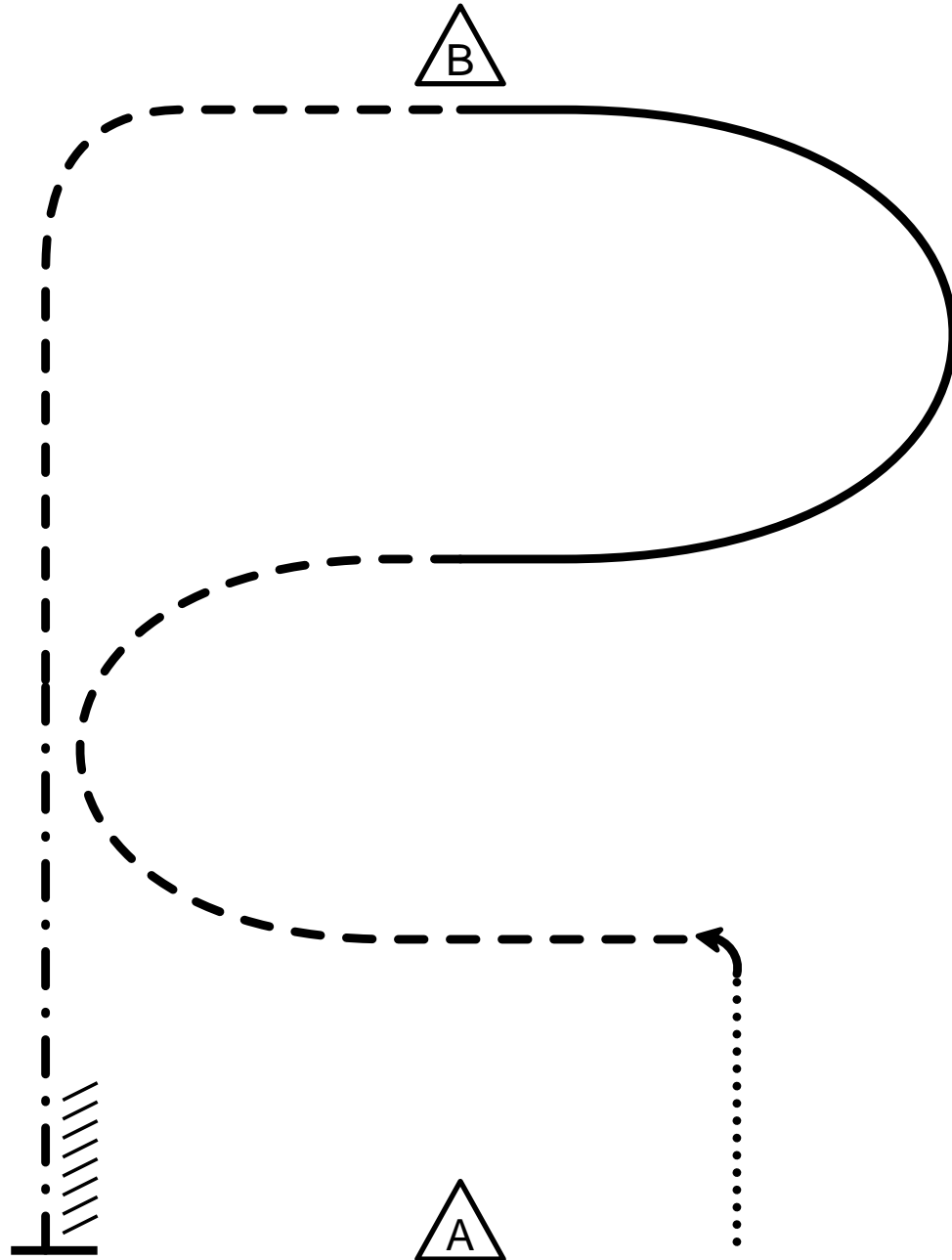
Pattern is complete.

EQUITATION

Show: The Wishbone

Date: 11/22/2024

Classes: 257. /258. NOV AM EQ
259. /260 NOV YTH



Be ready at A

1. Walk approximately 2 horse lengths past A. Stop
2. Perform 90° forehand turn to the left
3. Posting trot left diagonal in half circle
4. Canter left lead in half circle to B
5. At B, posting trot right diagonal halfway back to A
6. Sitting trot until even with A
7. Stop and back approximately 1 horse length

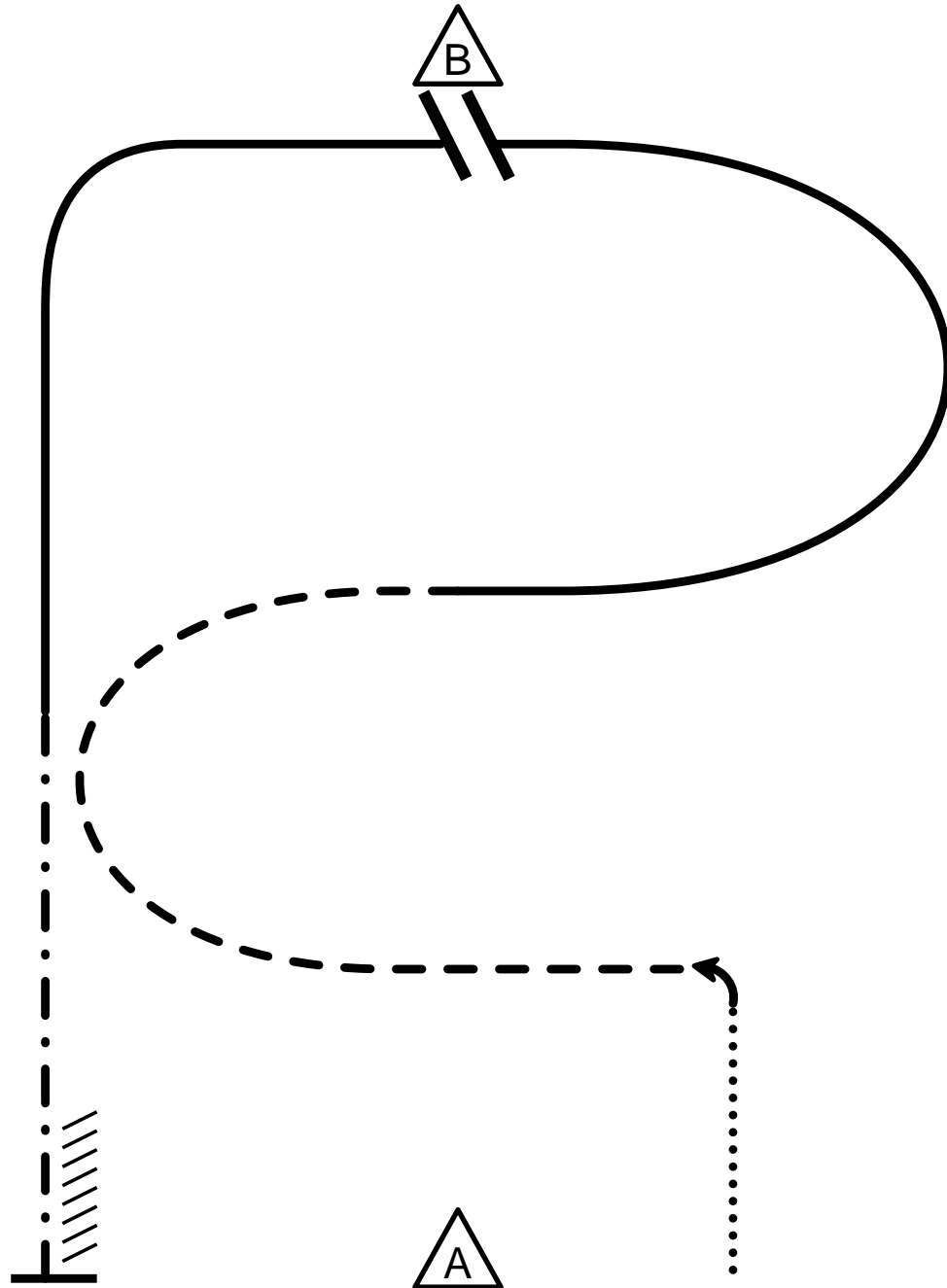
Pattern is complete.

EQUITATION

Show: The Wishbone

Date: 11/22/2024

Classes: 261. /262. AM EQ
263. /264. YTH EQ



Be ready at A

1. Walk approximately 2 horse lengths past A. Stop
2. Perform 90° forehand turn to the left
3. Posting trot left diagonal in half circle
4. Canter left lead in half circle to B
5. At B, change leads (simple or flying) and counter canter curve
6. Halfway back to A, sitting trot until even with A
7. Stop and back approximately 1 horse length

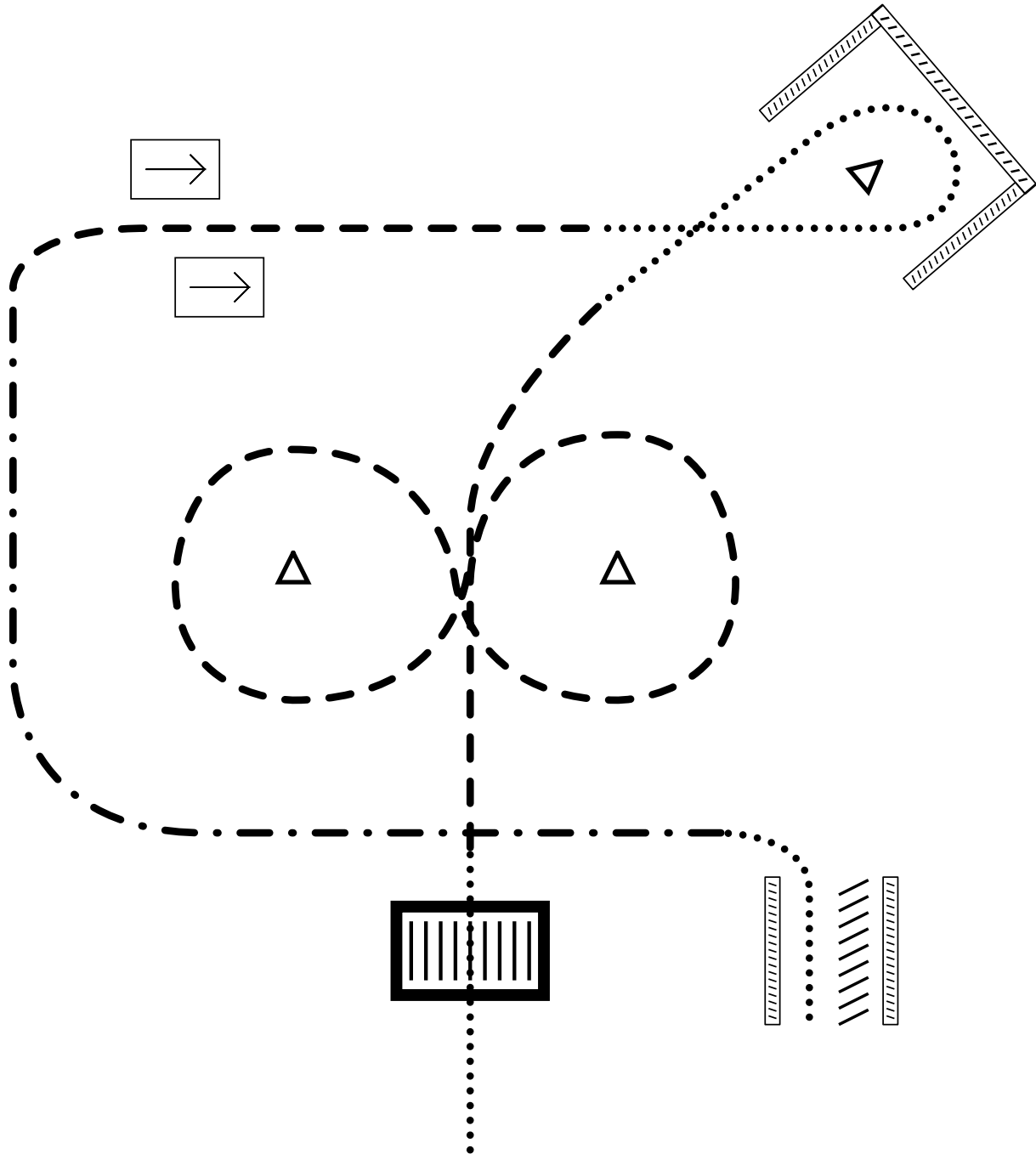
Pattern is complete.

OBSTACLE DRIVING

Show: The Wishbone

Date: 11/22/2024

Classes: 275. AM Mini/Pony Obstacle Driving
276. Yth Mini/Pony Obstacle Driving
277. Mini Obstacle Driving
278. Pony Obstacle Driving
280. /281 AM Utility/Obstacle Driving
282. /283. Utility Driving/Obstacle Driving



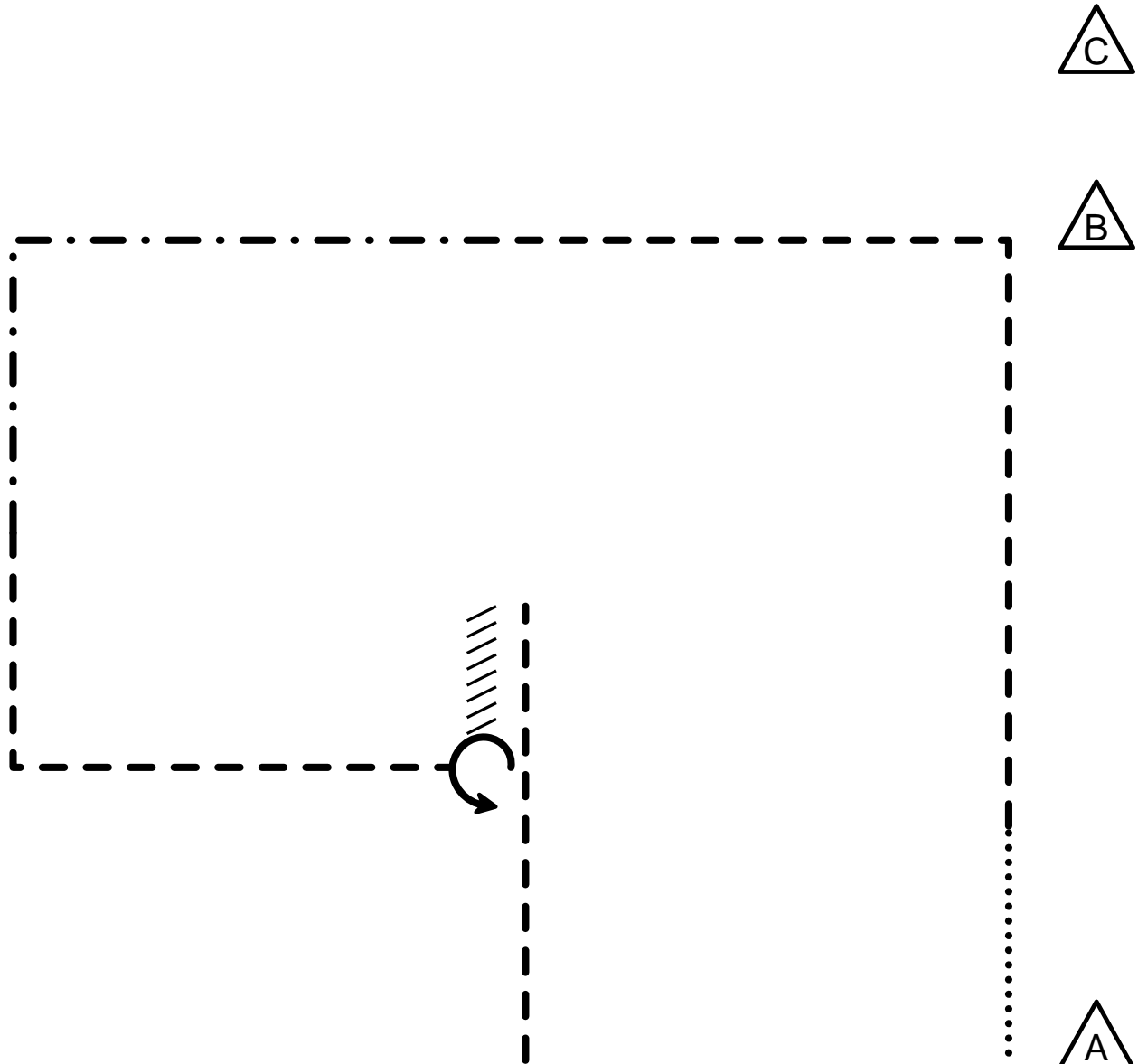
1. Walk over bridge
2. Park gait figure 8 (either way first)
3. Walk right U-turn
4. Park gait through road signs
5. Road gait along rail until passing bridge
6. Walk into chute
7. Back. Pattern is complete

HORSEMANSHIP

Show: The Wishbone

Date: 11/22/2024

Classes: 323. /324. AM SH/AB AM 19&O WT
325. AB YTH 18&U WT
326. YTH SH 10&U W/T
327. YTH SH 11-18 WT
328. /329. AM WT
330. /331. YTH 10&U WT
332. /333. YTH 11-18 WT
336. /337. YTH SH/AB 18&U



Be ready at A

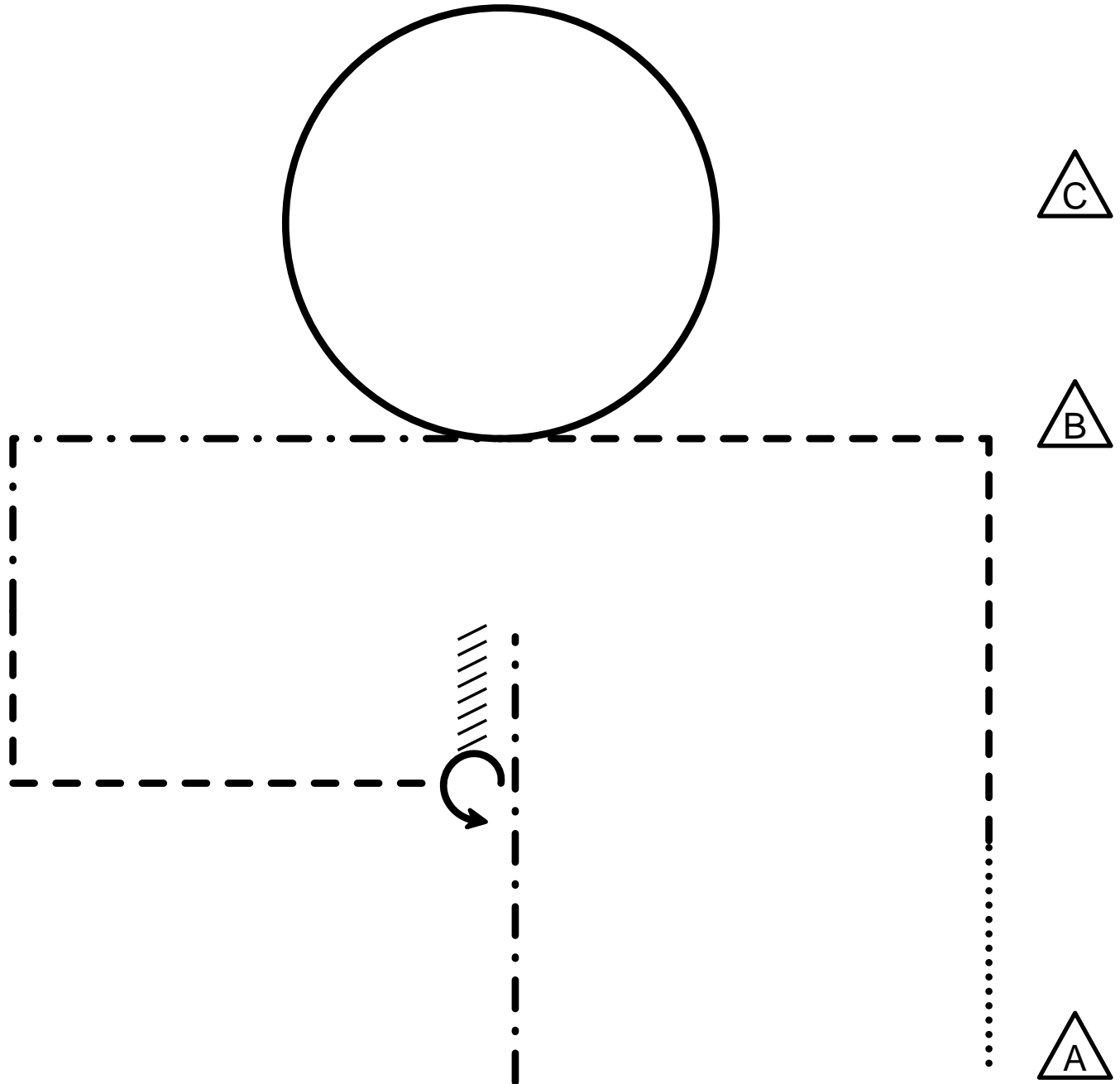
1. Walk approximately 2 horse lengths from A
2. Jog to B and a square corner to center
3. Extended jog thru first square corner
4. Slow to a jog midway and continue to jog through second corner
5. Stop and perform a 270° turn to the left
6. Back one horse length
7. Exit at jog

HORSEMANSHIP

Show: The Wishbone

Date: 11/22/2024

Classes: 334. /335. AM SH/AB AM 19&O
338. /339. NOV AM
340. /341. Nov YTH



Be ready at A

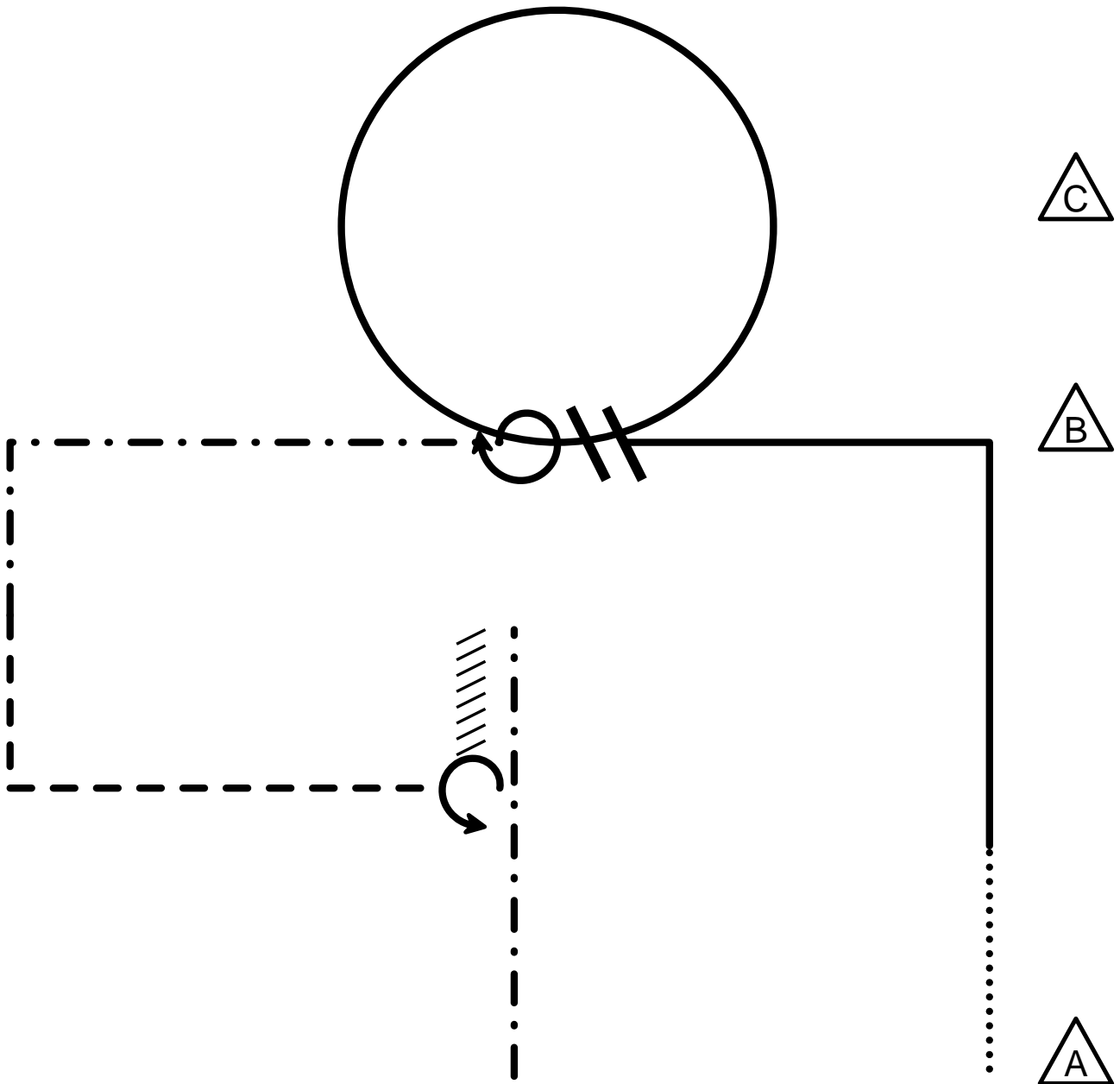
1. Walk approximately 2 horse lengths from A
2. Jog to B and a square corner to center
3. Lope a circle to the right
4. Extended jog thru first square corner
5. Slow to a jog midway and continue to jog through second corner
6. Stop and perform a 270° turn to the left
7. Back one horse length
8. Exit at extended jog

HORSEMANSHIP

Show: The Wishbone

Date: 11/22/2024

Classes: 342. /343. AM
344. /345. YTH



Be ready at A

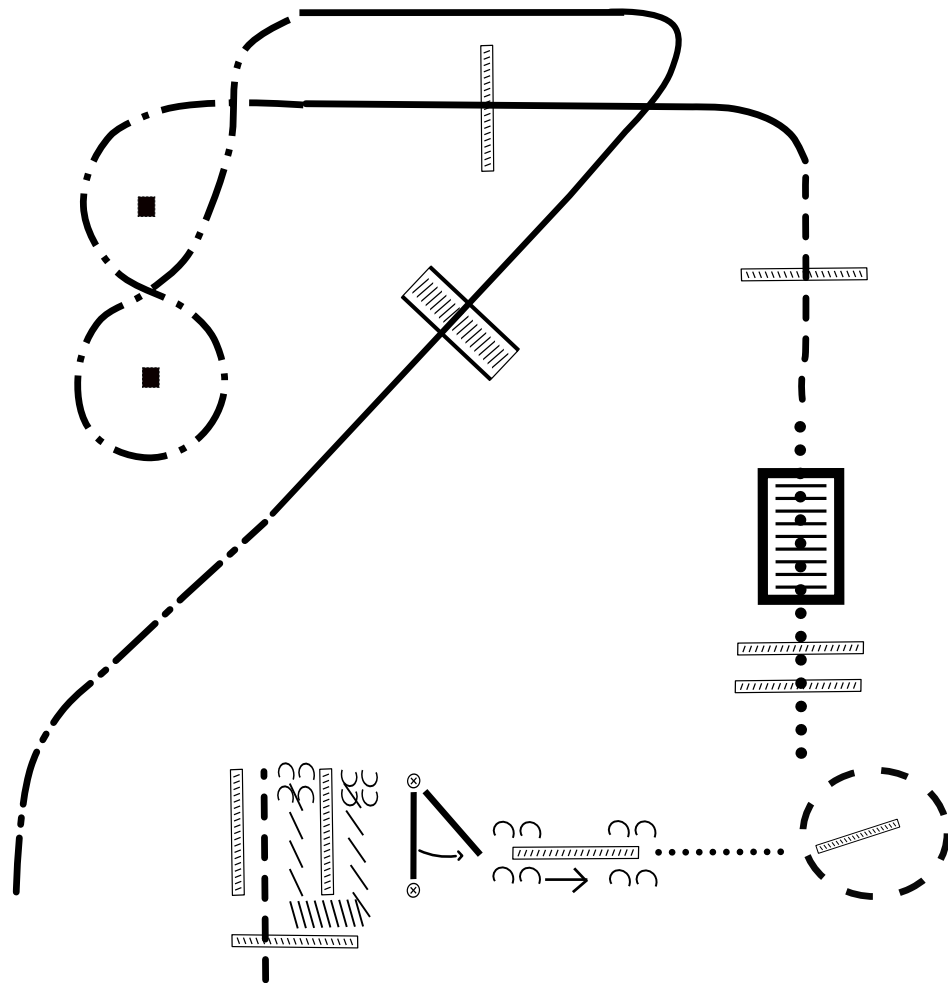
1. Walk approximately 2 horse lengths from A.
2. Lope on the left lead to B and lope a square corner
3. Perform a simple or flying lead change
4. Lope a circle to the right
5. Stop and perform a 360° turn to the right
6. Extended jog thru first square corner
7. Slow to a jog midway and continue to jog through second corner
8. Stop and perform a 270° turn to the left
9. Back one horse length
10. Exit at extended jog

RANCH TRAIL

Show: The Wishbone

Date: 11/22/2024

Classes: 360. AB All Age W/T Trail (TROT WHERE LOPE IS DRAWN)
361. AB AM 19&O Ranch Trail
362. /363 AM SPB/AM SH 19&O Ranch
364. /365 YTH SH/AB Yth 18&U Ranch
366. AB All Age Ranch
367. /368 SPB/SH Ranch Trail
369. /370 AM Ranch
372. /373 Youth 13&U Ranch
375. /376 Youth 14-18 Ranch
378. /379 Ranch



Be ready at the start cone..

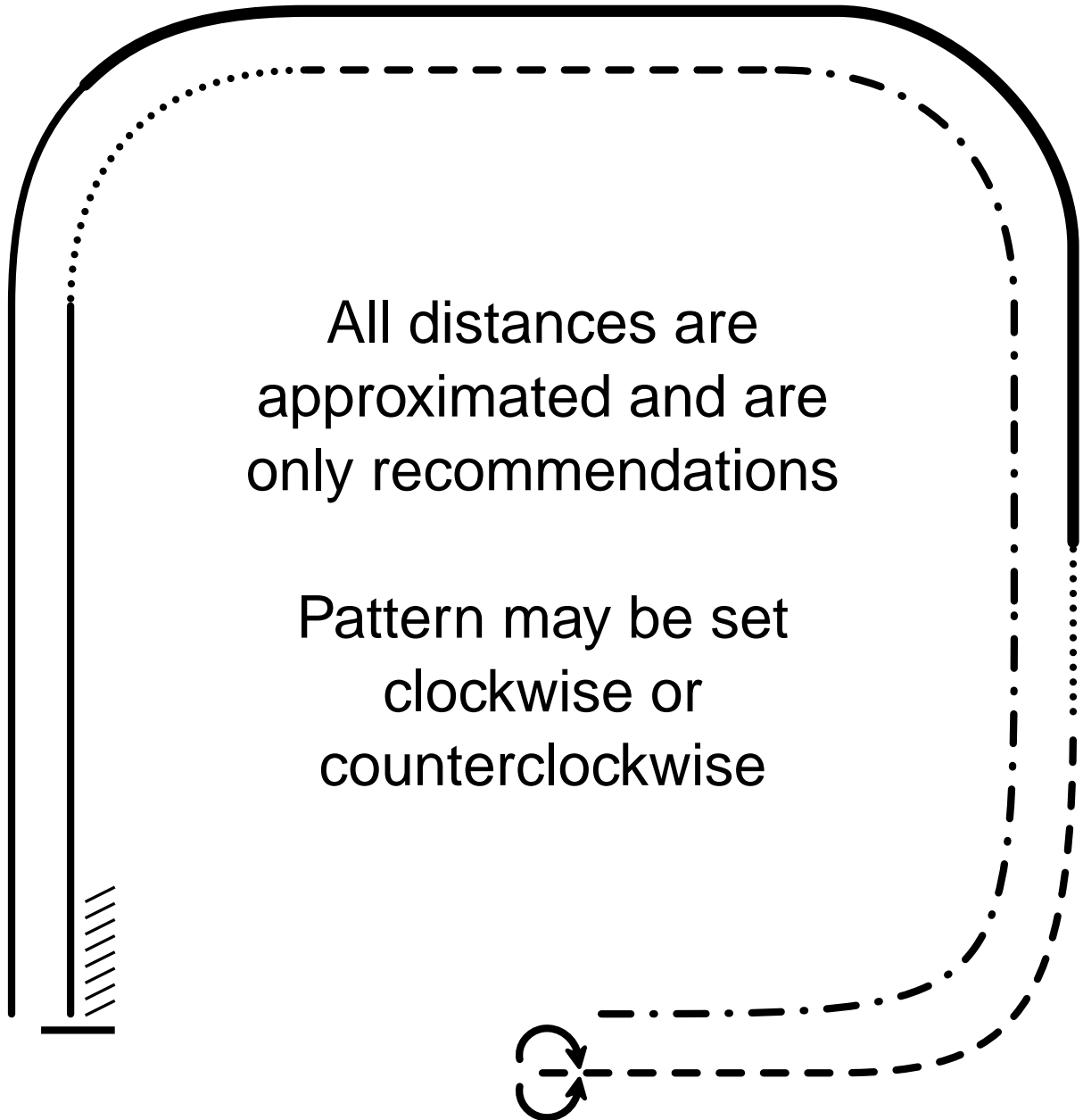
1. Trot into chute. Stop. Back U.
2. Left hand push gate.
3. Sidepass right over log.
4. Walk to drag. Open and Amateur ONLY: Drag log in a circle to the right at a walk or trot. All others, walk or trot circle to the right around drag.
5. Walk over logs and over bridge.
6. Trot over log.
7. Pick up the left lead and lope over log.
8. Break to the extended trot & trot serpentine.
9. Pick up the right lead and lope over jump.
10. Break to an extended trot. Extended trot to exit.

RANCH PLEASURE

Show: The Wishbone

Date: 11/22/2024

Classes: 371. AM
374. Youth 13&U
374. Yth 14-18
380. Open



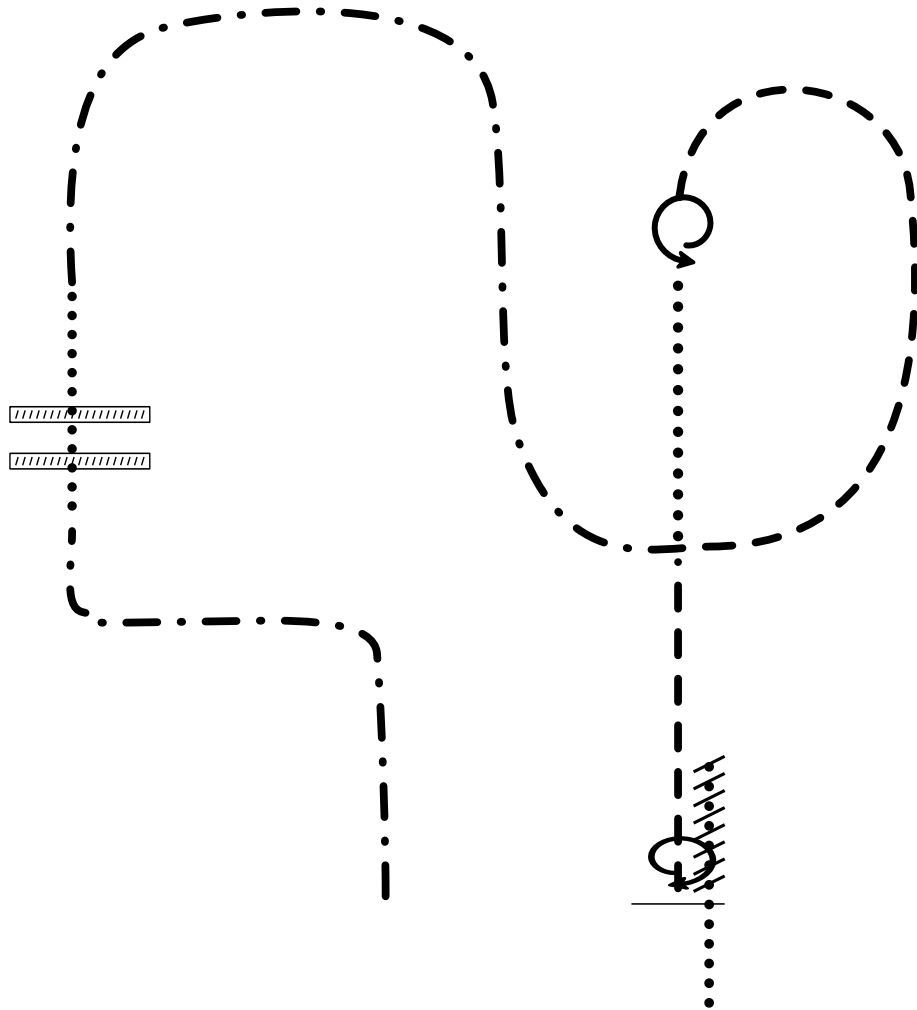
1. Lope
2. Extended lope
3. Walk
4. Trot
5. Stop; Reverse
6. Extended trot
7. Trot
8. Extended Walk
9. Lope
10. Stop and back

RANCH RIDING

Show: The Wishbone

Date: 11/22/2024

Classes: 381. AB All Age W/T Ranch Riding



Extended Trot

1. Extended Trot
2. Walk Logs
3. Extended Trot
4. Trot and Stop
5. 360° Left
6. Walk
7. Trot
8. Stop
9. 360° Right
10. Back
11. Walk To Exit
12. Ranch horse appearance

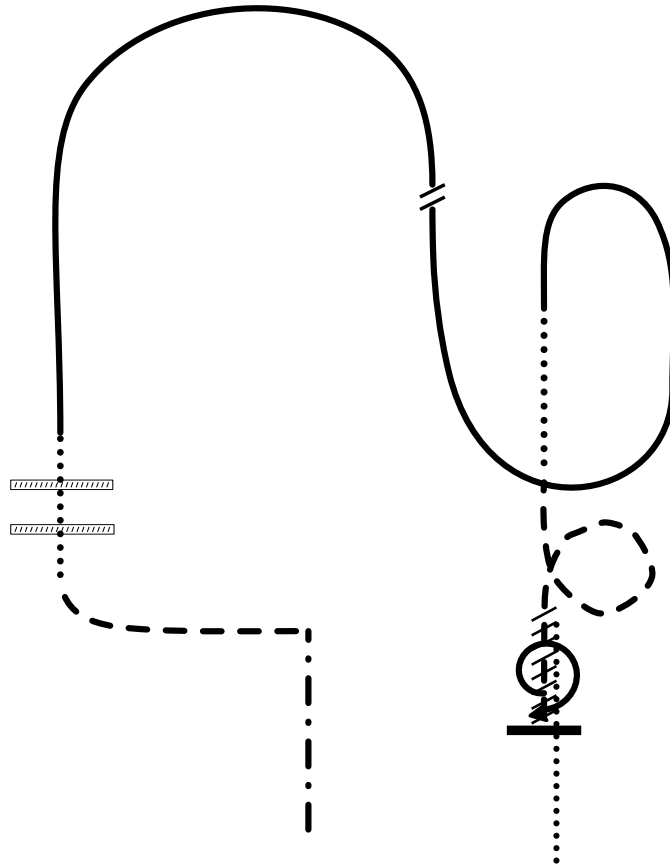
Back and Exit at Walk

RANCH RIDING

Show: The Wishbone

Date: 11/22/2024

Classes: 382. AB AM 19&O Ranch Riding
383. /384 AM SPB/SH 19&O
385. /386 Yth SH/AB Yth 18&U Ranch Riding
387. AB All Age Ranch Riding
388. /389 SPB SH All Age Ranch Riding
390. /391 AM Ranch Riding
392. /393 YTH 13&U Ranch Riding
394. /395 YTH 14-18 Ranch Riding
396. /397 Ranch Riding



Extended Trot

1. Extended Trot
2. Trot
3. Walk Over Logs
4. Lope Right Lead
5. Lead Change (Simple or Flying)
6. Lope Left Lead
7. Walk
8. Trot
9. Stop
10. 360° Right Turn
11. Back
12. Walk to Exit
13. Ranch horse appearance

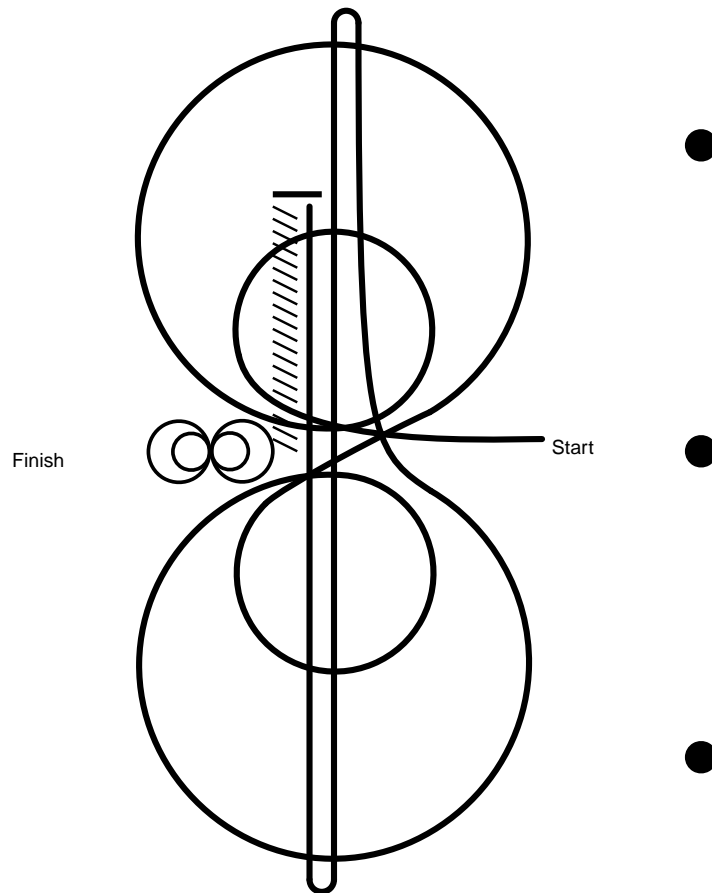
Back and Exit at Walk

REINING

Show: The Wishbone

Date: 11/22/2024

Classes: 412. /413 AM SH/AB AM 19&O Ranch
414. /415 Yth SH/AB Yth 18&U Ranch Reining
416. AB All Age Ranch Reining
417. /418 SPB/SH All Age Ranch Reining
419. /420 AM Ranch Reining
421. /422 Yth 13&U Ranch Reining
423. /424 Yth 14-18 Ranch Reining
425. /426 Open Ranch Reining



1. Beginning on the right lead, complete two circles to the right: the first small and slow; the second large and fast
2. Change leads at the center of the arena
3. Complete two circles to the left: the first small and slow; the second large and fast
4. Change leads at the center of the arena
5. Run to the far end of the arena, past end marker, and do left rollback -- no hesitation
6. Run to the opposite end of the arena, past end marker and do a right rollback -- no hesitation
7. Run past the center marker and do a sliding stop. Back up to the center of the arena (or at least 10ft). Hesitate
8. Complete two spins to the right
9. Complete two spins to the left
10. Hesitate to demonstrate completion of pattern
11. Walk to the judge and stop for inspection until dismissed