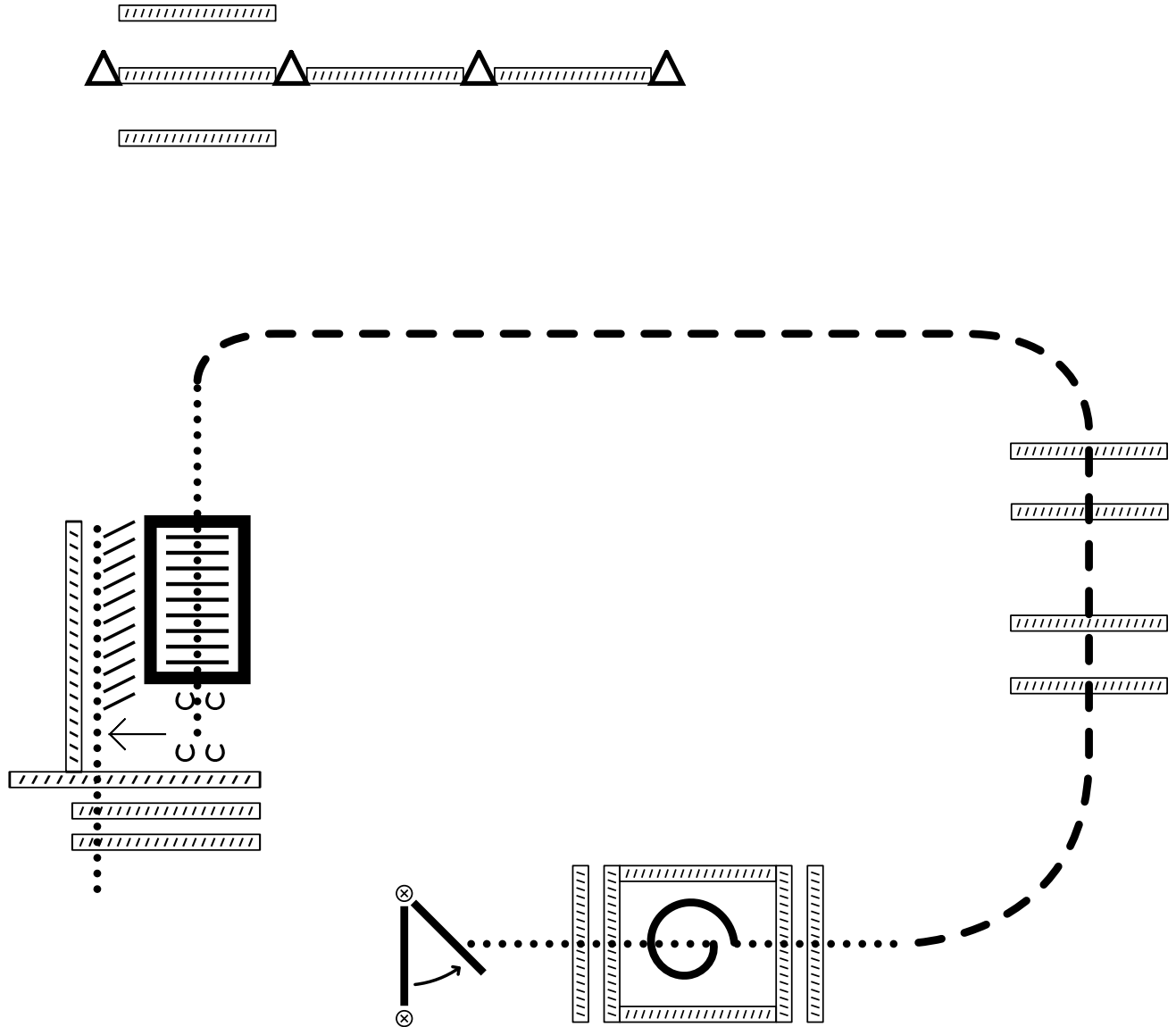


TRAIL

Show: FCHC Spooktacular Colors

Date: 10/25/2024

Classes: 1. Mini In-Hand
2. Pony In-Hand
3. AM Mini/Pony In-Hand Trail
4. Yth Mini/Pony In-Hand Trail



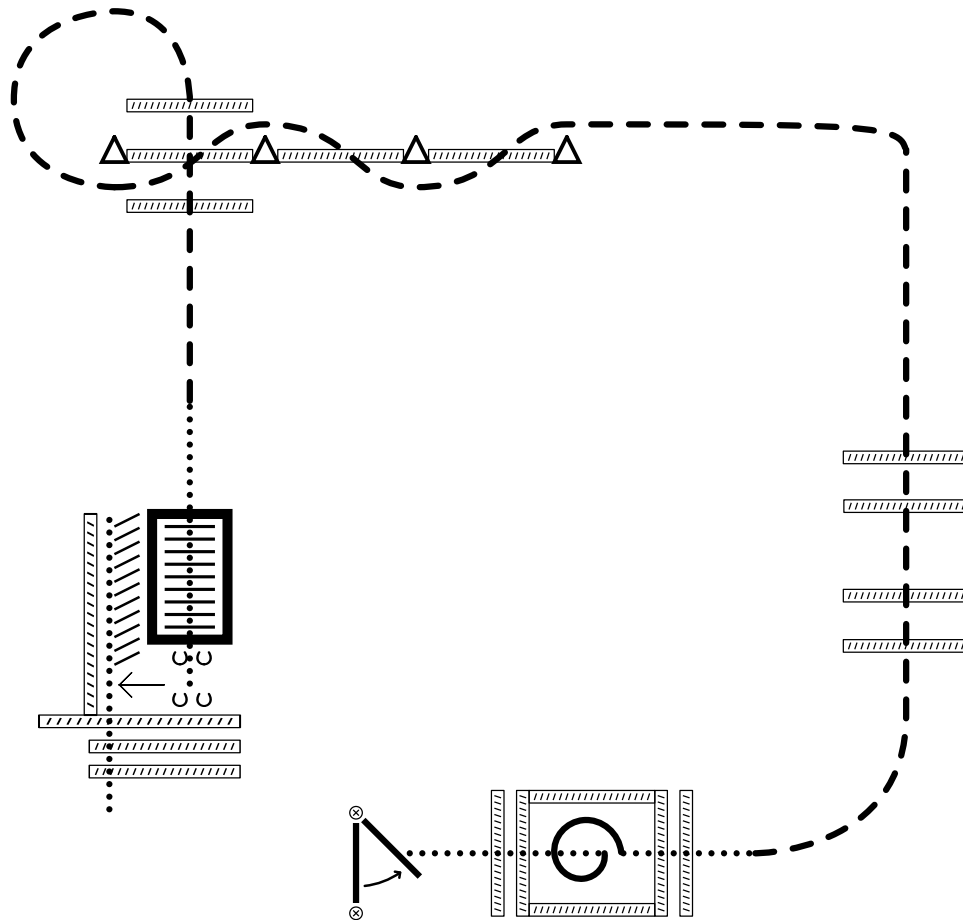
1. Left hand gate
2. Walk over pole into box, 360° turn either way and walk out over pole
3. Trot over logs to bridge
4. Walk over bridge
5. Sidepass right
6. Back
7. Walk over poles

TRAIL

Show: FCHC Spooktacular Colors

Date: 10/25/2024

Classes: 5. AB Yearling Challenge In-Hand Trail
6. /7. SH/SB Yearling In-Hand Trail
8. /9. Yearling In-Hand Trail
10. /11. AM Yearling In-Hand Trail
12. /13. 2yr Old In-Hand
14. /15. AM 2yr old In Hand Trail
16. AB All Age W/T Trail
17. /18. AM SH/AB 19&O W/T
19. AB Youth WT
20. YTH SH 10&U W/T
21. Youth SH 11-18 W/T
22. /23. AM W/T
24. /25. YTH 10&U WT
26. /27. Yth 11-18 W/T
30. /31. Yth SH/AB 18&U
32. /33. SH/AB All Age Trail



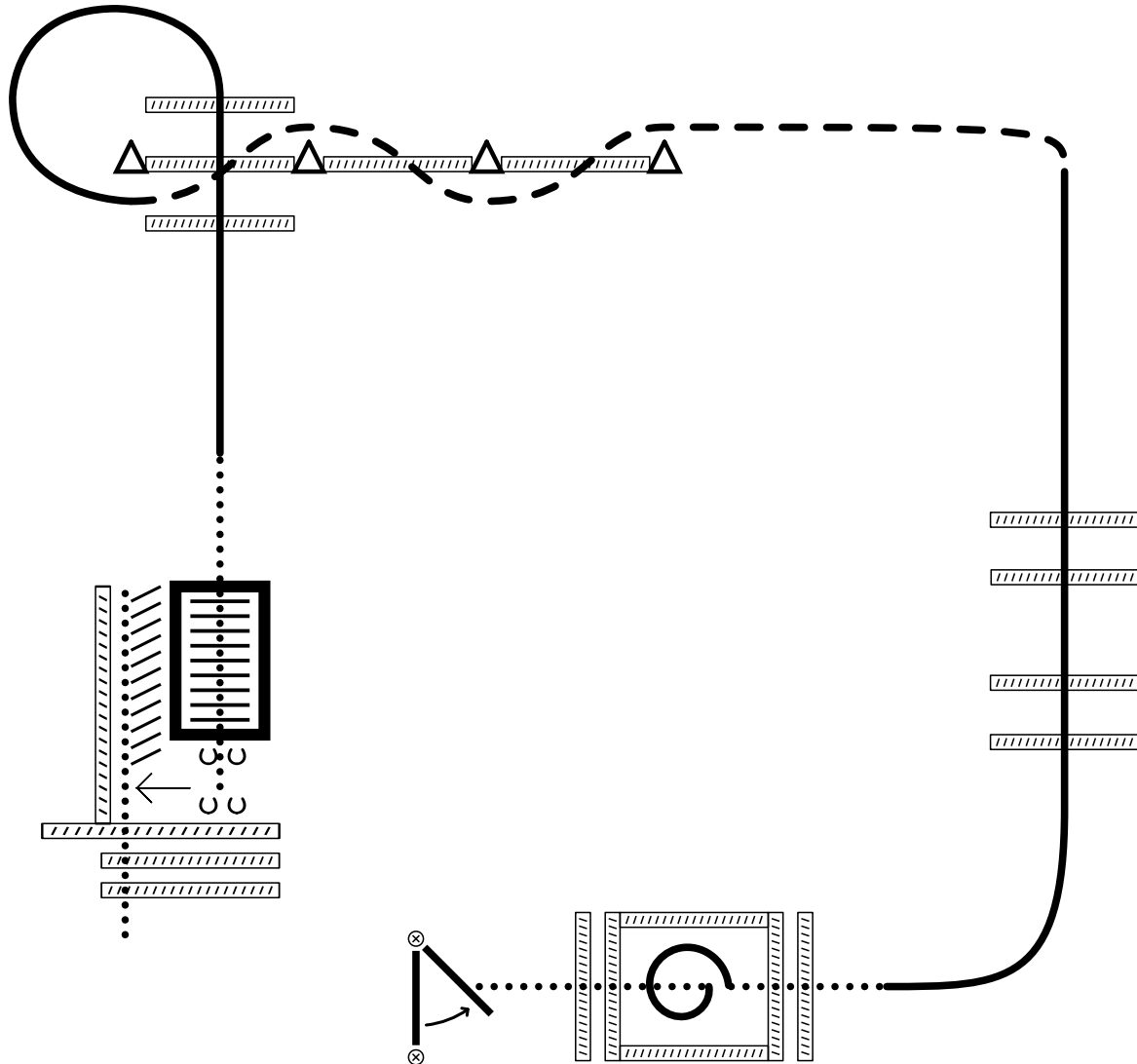
1. Left hand gate
2. Walk over pole into box, 360° turn either way and walk out over pole
3. Trot over poles
4. Trot serpentine
5. Trot over poles
6. Walk over bridge
7. Sidepass right
8. Back
9. Walk over poles

TRAIL

Show: FCHC Spooktacular Colors

Date: 10/25/2024

Classes: 28. /29. AM SH/AB 19&O
34. /35. Green Trail
36. /37. Nov AM Trail
38. /39. Nov YTH
40. /41. AM Trail
42. /43. YTH Trail
44. /45. Trail
46. AB Trail Showdown



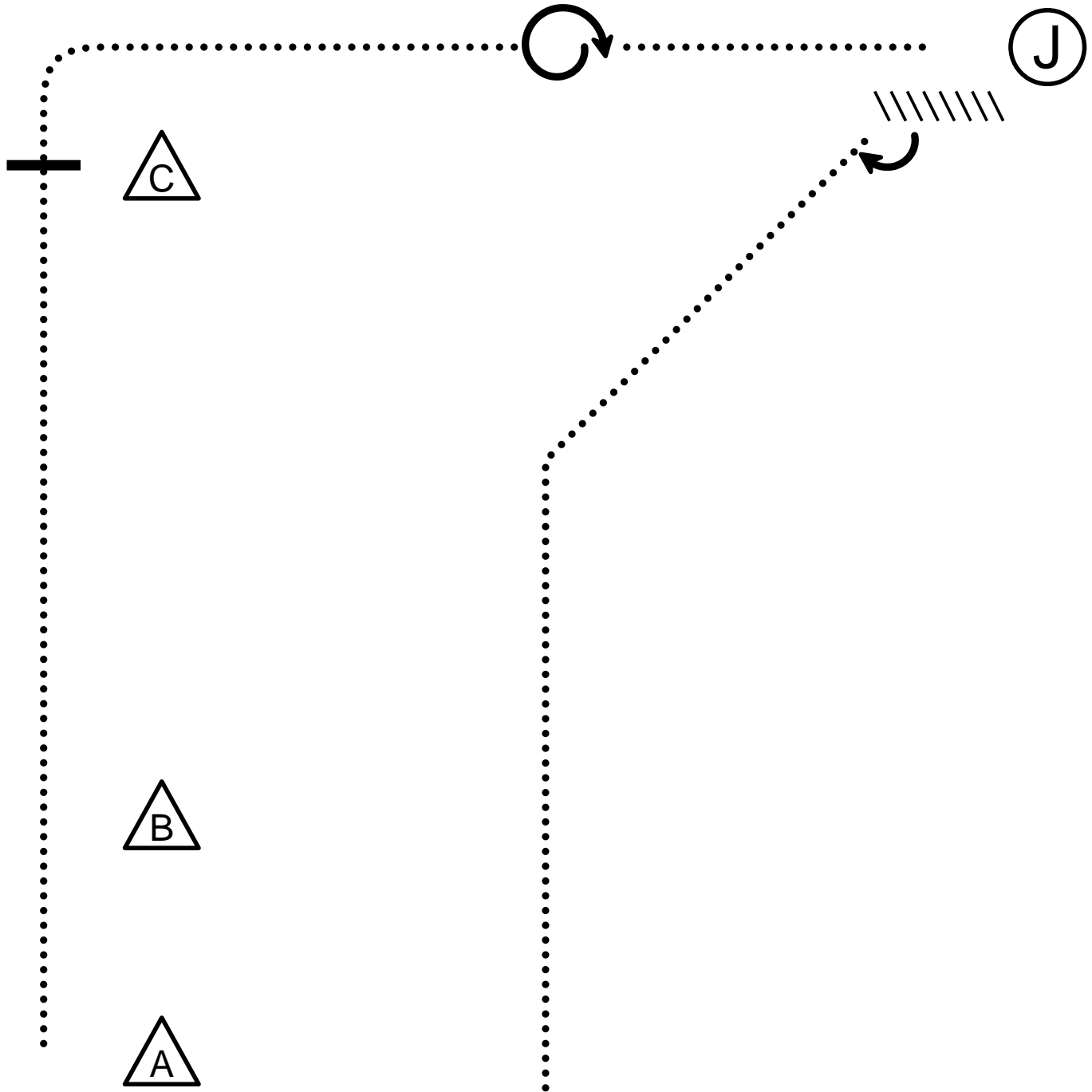
1. Left hand gate
2. Walk over pole into box, 360° turn either way and walk out over pole
3. Lope left lead over poles
4. Trot serpentine
5. Lope right lead
6. Walk over bridge
7. Sidepass right
8. Back
9. Walk over poles

SHOWMANSHIP

Show: FCHC Spooktacular Colors

Date: 10/25/2024

Classes: 178. /179. AM WT Showmanship



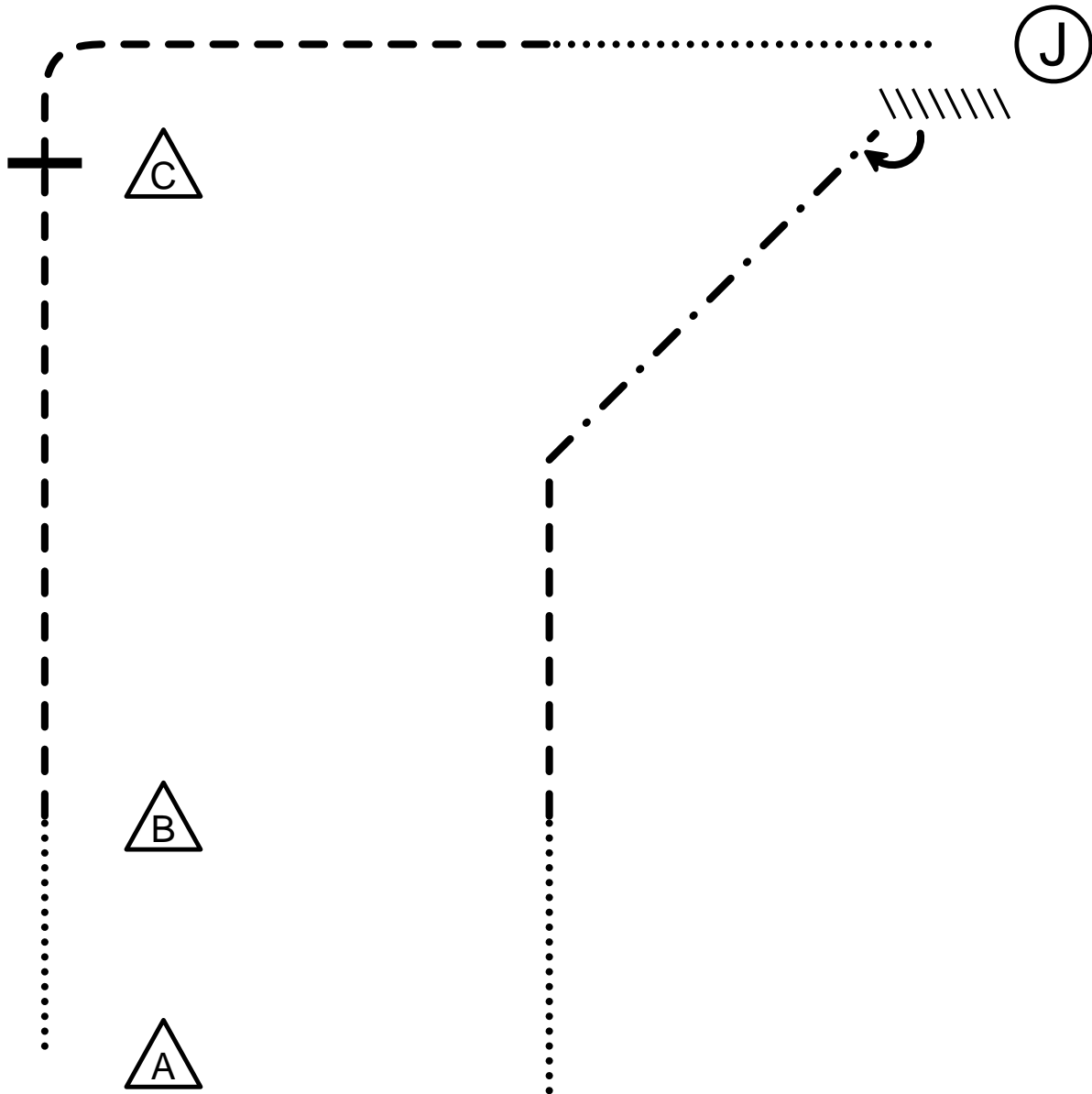
1. Walk to C; Stop; Hesitate
2. Walk corner halfway to judge
3. Stop, turn 360°
4. Walk to judge, stop, set up for inspection
5. Back one horse length and turn 135°
6. Extended walk through corner to B
7. Normal walk out

SHOWMANSHIP

Show: FCHC Spooktacular Colors

Date: 10/25/2024

Classes: 172. /173. AM SH/AB 19&O
174. /175. YTH SH/AB 18&U
176. AM Mini/Pony
177. YTH Mini/Pony
180. /181. YTH 5-10 W/T
182. /183. YTH 11-18 W/T
184. /185. NOV AM
186. /187. Nov YTH



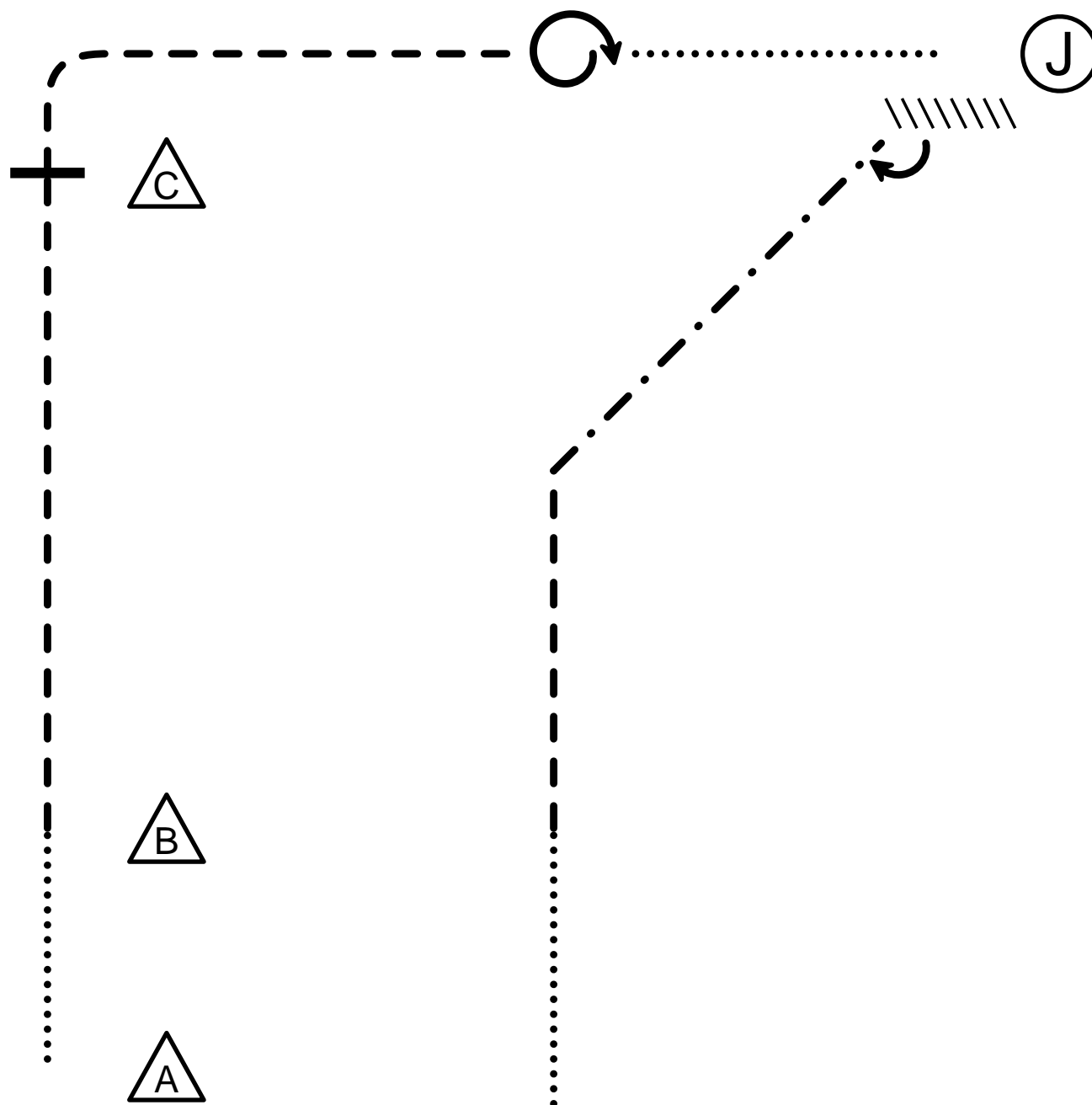
1. Walk to B
2. Trot to C; Stop; Hesitate
3. Trot corner halfway to judge
4. Walk to judge, stop, set up for inspection
5. Back two horse lengths and turn 135°
6. Extended trot through corner, collect to normal trot to B
7. Walk out

SHOWMANSHIP

Show: FCHC Spooktacular Colors

Date: 10/25/2024

Classes: 188./189. AM
190./191. YTH



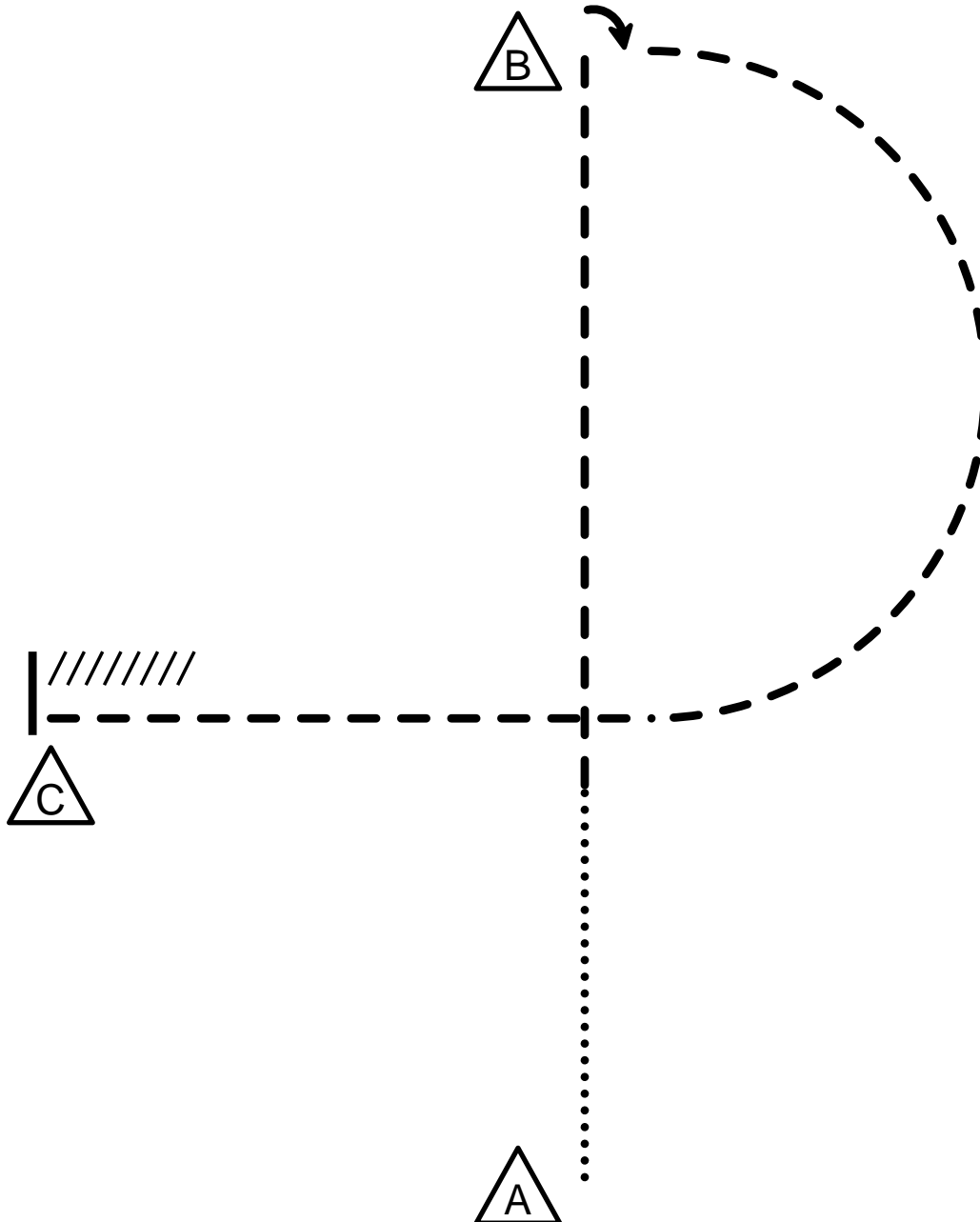
1. Walk to B
2. Trot to C; Stop; Hesitate
3. Trot corner halfway to judge
4. Stop, turn 360°
5. Walk to judge, stop, set up for inspection
6. Back one horse length and turn 135°
7. Extended trot through corner, collect to normal trot to B
8. Walk out

EQUITATION

Show: FCHC Spooktacular Colors

Date: 10/25/2024

Classes: 236. /237. AM SH/AB AM 19&O WT
238. AB YTH 18&U WT
239. YTH SH 10&U W/T
240. YTH SH 11-18 WT
241. /242. AM WT
243. /244. YTH 10&U WT
245. /246. YTH 11-18 WT



Be ready at A

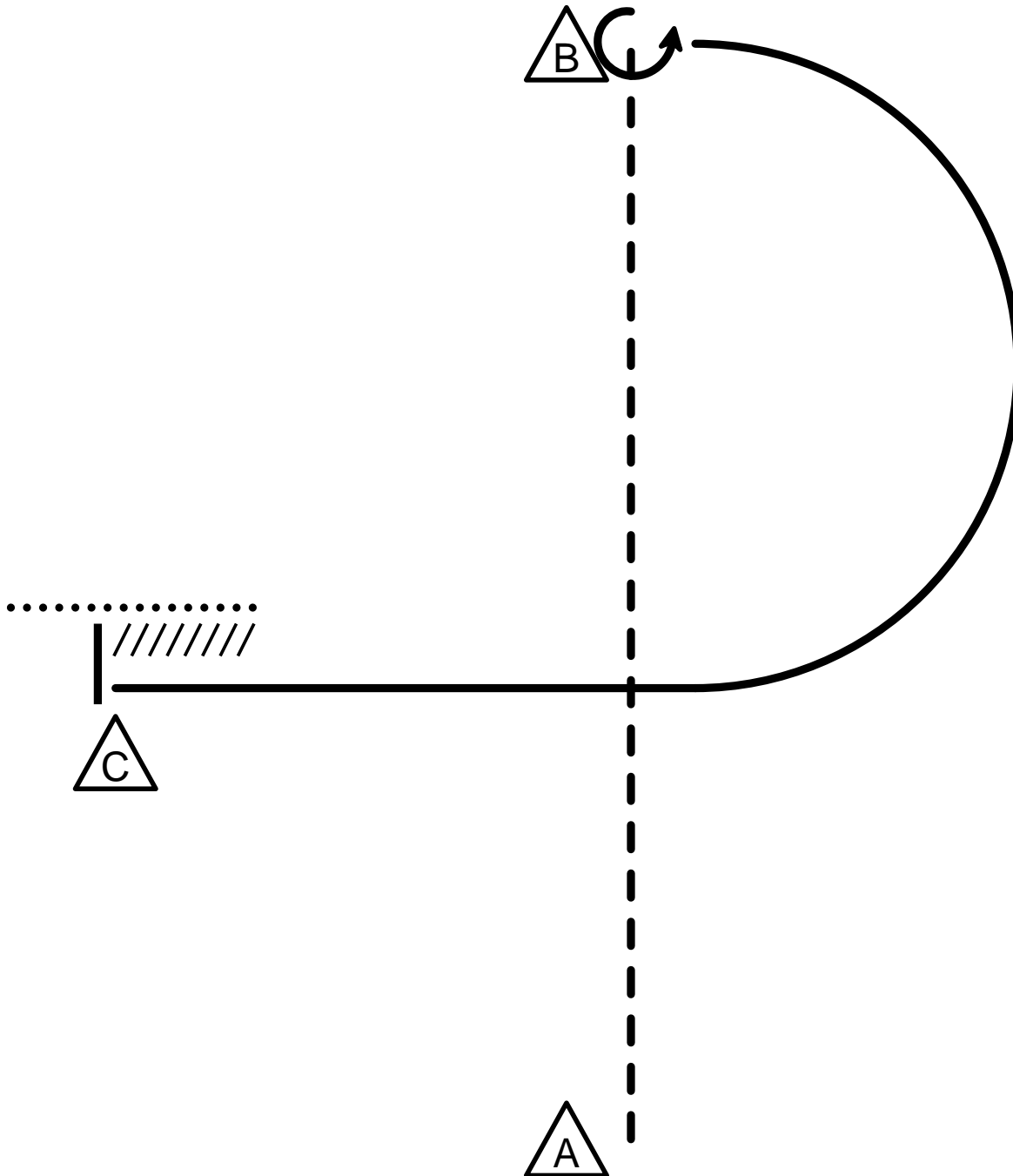
1. Walk from A until even with C
2. Posting trot on the right diagonal to B
3. Stop at B and turn 90° right on the forehand
4. Posting trot on the left diagonal to C
5. Stop and back one horse length

EQUITATION

Show: FCHC Spooktacular Colors

Date: 10/25/2024

Classes: 247. /248. AM SH/AB AM 19&O
249. /250. YTH SH/AB 18&U
251. /252. NOV AM
253. /254. Nov YTH



Be ready at A

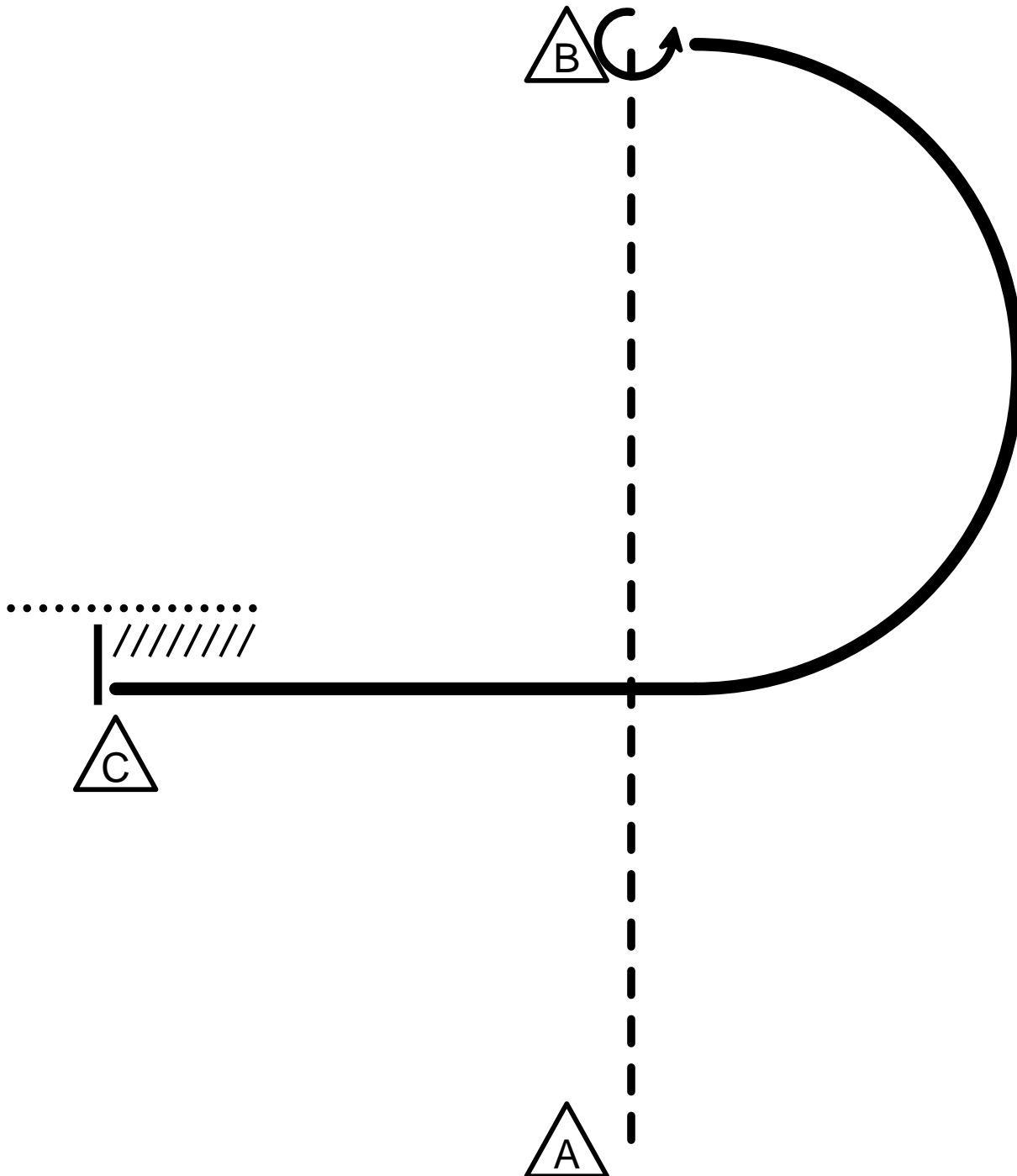
1. Posting trot on the left diagonal to B
2. Stop and turn 270° left on the forehand
3. Canter right lead to C
4. Stop and back one horse length
5. Walk past C, pattern is complete

EQUITATION

Show: FCHC Spooktacular Colors

Date: 10/25/2024

Classes: 255./256. AM EQ
257./258. YTH EQ



Be ready at A

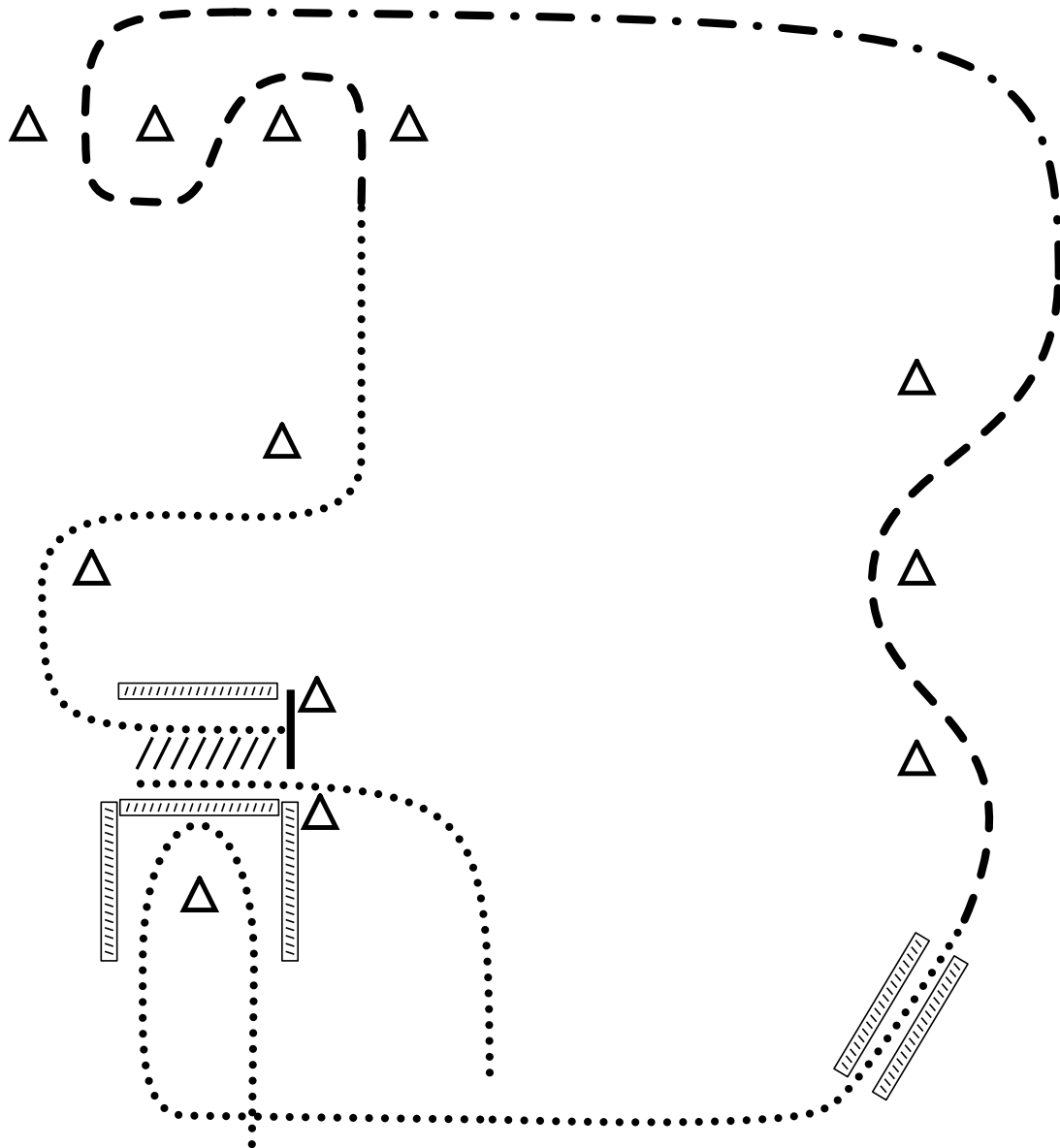
1. Posting trot on the left diagonal to B
2. Stop and turn 270° left on the forehand
3. Hand gallop right lead to C
4. Stop and back four steps
5. Walk past C, pattern is complete

OBSTACLE DRIVING

Show: FCHC Spooktacular Colors

Date: 10/25/2024

Classes: 269. AM Mini/Pony Obstacle Driving
270. Yth Mini/Pony Obstacle Driving
271. Mini Obstacle Driving
272. Pony Obstacle Driving
280. /281 AM Utility/Obstacle Driving
282. /283. Utility Driving/Obstacle Driving



Be ready at start cone

1. Walk through U
2. Walk through straight and narrows, either wheel
3. Trot through deviation serpentine
4. Strong trot
5. Trot a half-circle serpentine
6. Walk into chute, stop, back horse length, walk to exit

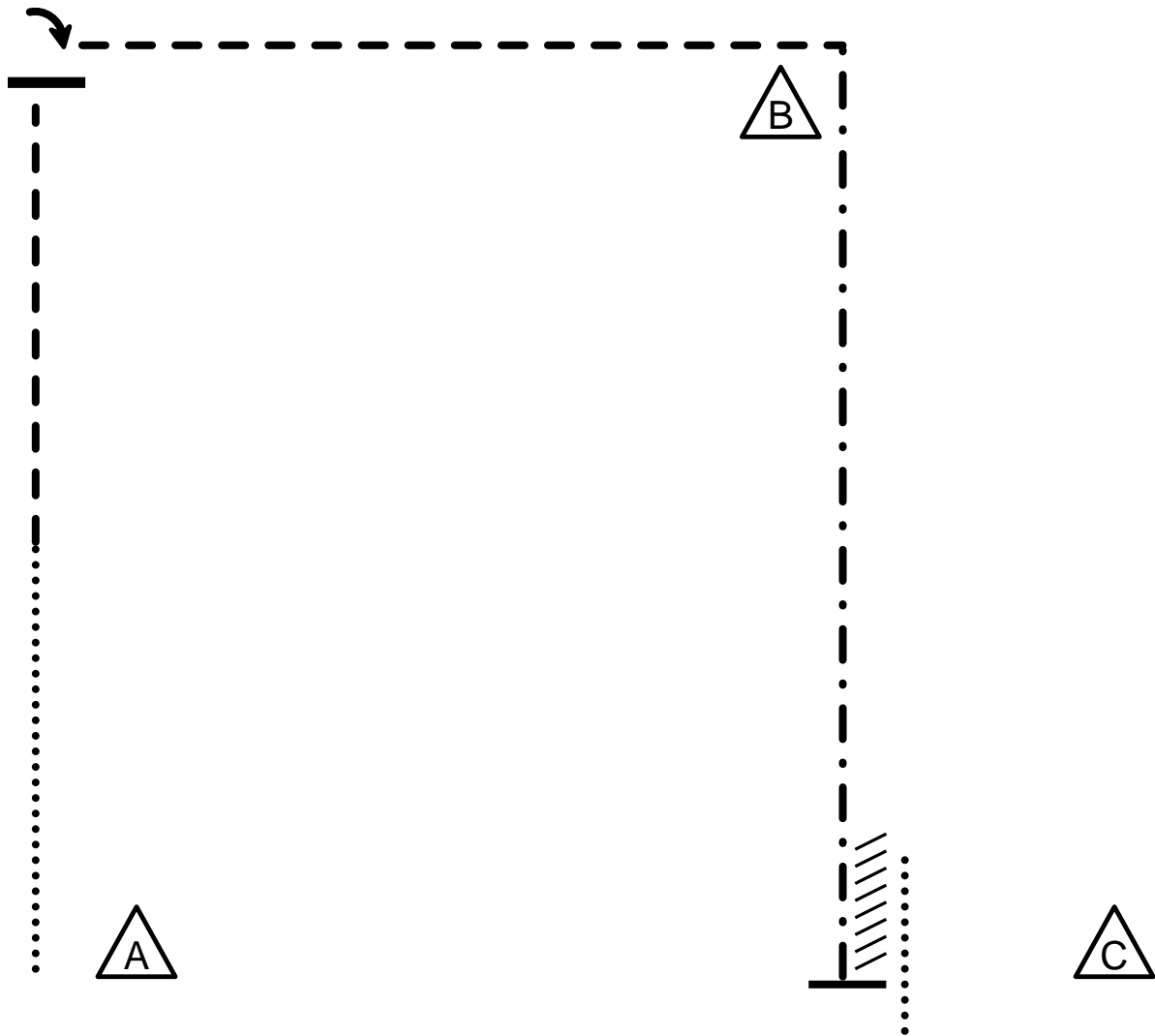
Walk to exit

HORSEMANSHIP

Show: FCHC Spooktacular Colors

Date: 10/25/2024

Classes: 323. /324. AM SH/AB AM 19&O WT
325. AB YTH 18&U WT
326. YTH SH 10&U W/T
327. YTH SH 11-18 WT
328. /329. AM WT
330. /331. YTH 10&U WT
332. /333. YTH 11-18 WT



Be ready at A

1. Walk from A to center of pattern
2. Jog until just past B and stop
3. Turn 1/4 turn to the right
4. Jog to and around B
5. Extended jog until even with A and C
6. Stop and back approximately one horse length
7. Walk off straight past C

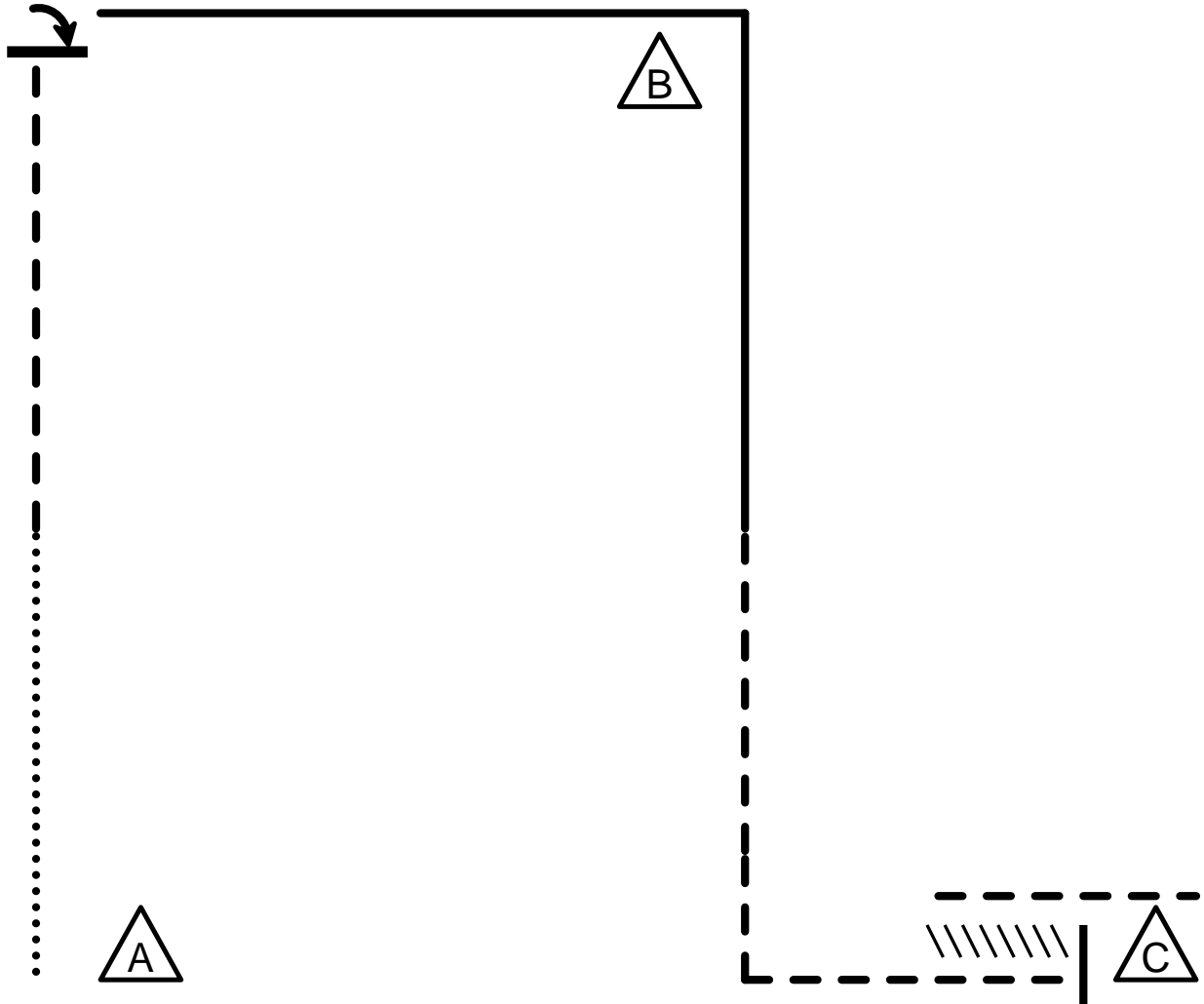
Pattern is over once you pass C at the walk

HORSEMANSHIP

Show: FCHC Spooktacular Colors

Date: 10/25/2024

Classes: 334. /335. AM SH/AB AM 19&O
336. /337. YTH SH/AB 18&U
338. /339. NOV AM
340. /341. Nov YTH



Be ready at A

1. Walk from A to center of pattern
2. Jog until just past B and stop
3. Turn 1/4 turn to the right
4. Lope on the right lead to and around B
5. Break to the jog in the center of the pattern
6. Jog until even with A and C; Jog a square corner to C
7. Stop at C and back approximately one horse length
8. Jog off past C

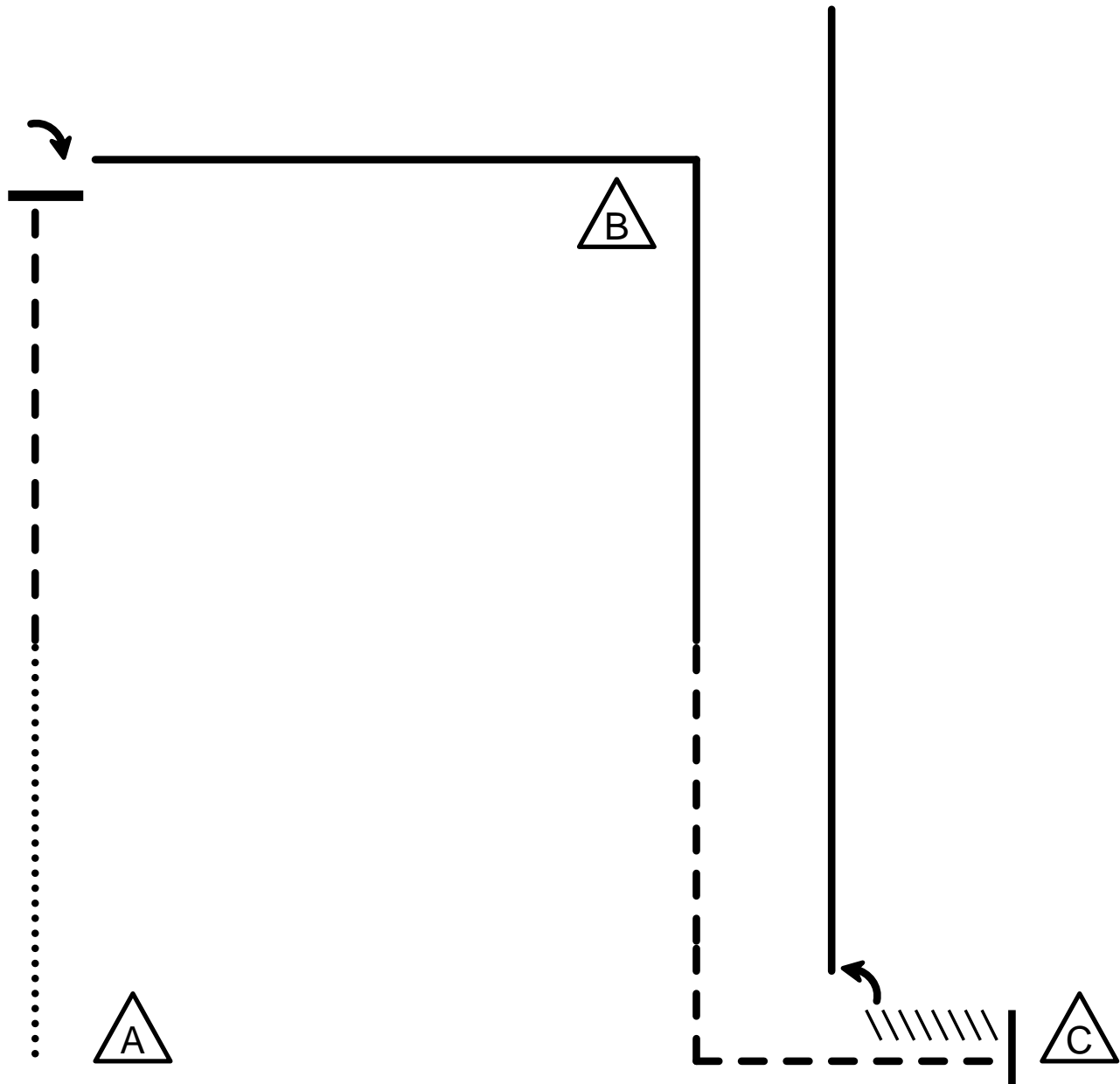
Pattern is over once you pass C at the jog

HORSEMANSHIP

Show: FCHC Spooktacular Colors

Date: 10/25/2024

Classes: 342. /343. AM
344. /345. YTH



Be ready at A

1. Walk from A to center of pattern
2. Jog until just past B and stop
3. Turn 1/4 turn to the right
4. Lope on the right lead to and around B
5. Break to the jog in the center of the pattern
6. Jog until even with A and C; Jog a square corner to C
7. Stop at C and back approximately one horse length
8. Perform a 1/4 turn left and lope on the left lead until even with B

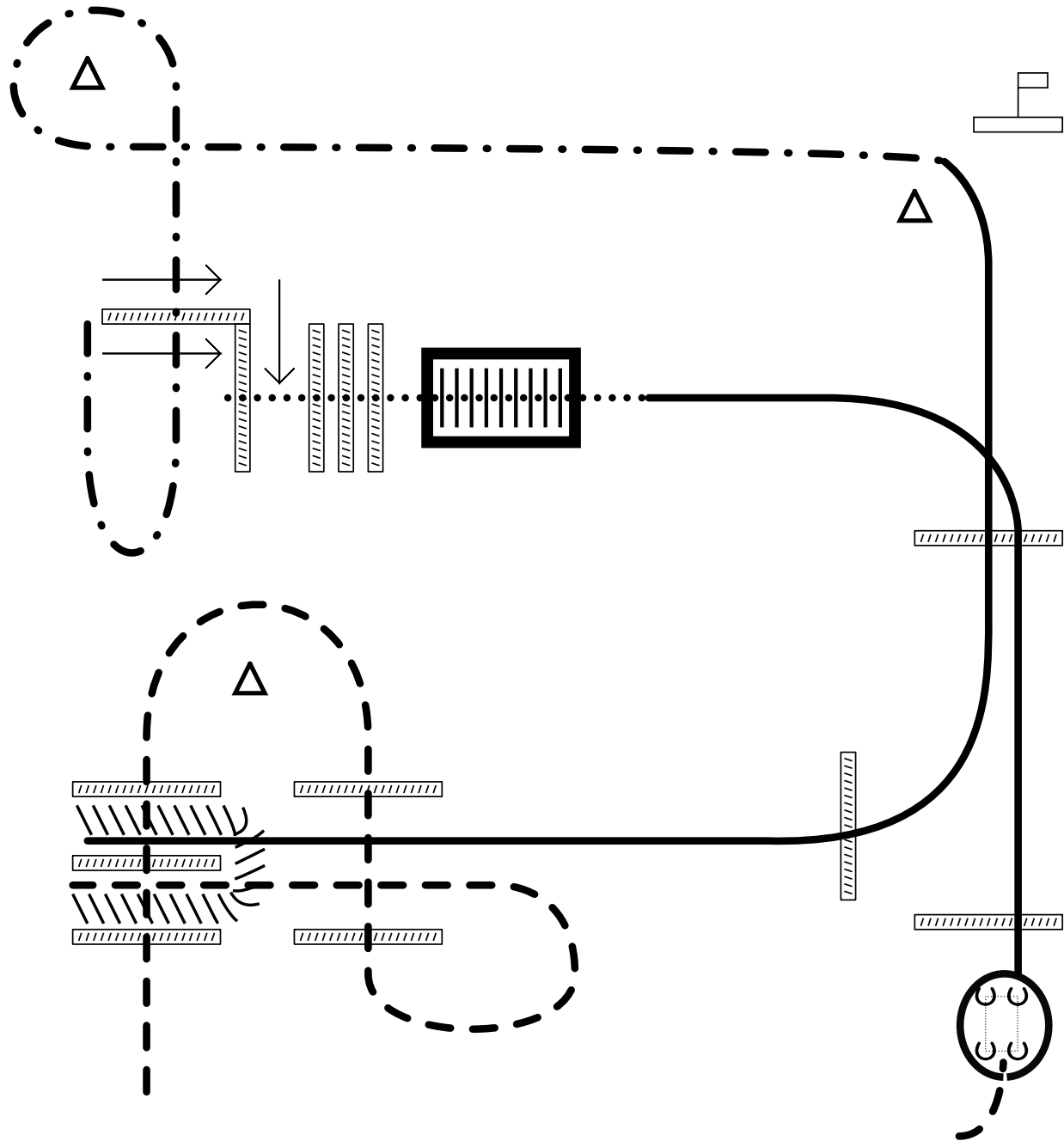
Pattern is over once you pass B. Trot right to the exit

TRAIL

Show: FCHC Spooktacular Colors

Date: 10/25/2024

Classes: 360. AB All Age W/T Trail (TROT WHERE LOPE IS DRAWN)
361. /362. AM SH/AB AM 19&O
363. /364. YTH SH/AB 18&U
365. /366. SH/AB All Age Ranch Trail
370. /371. YTH Ranch Trail



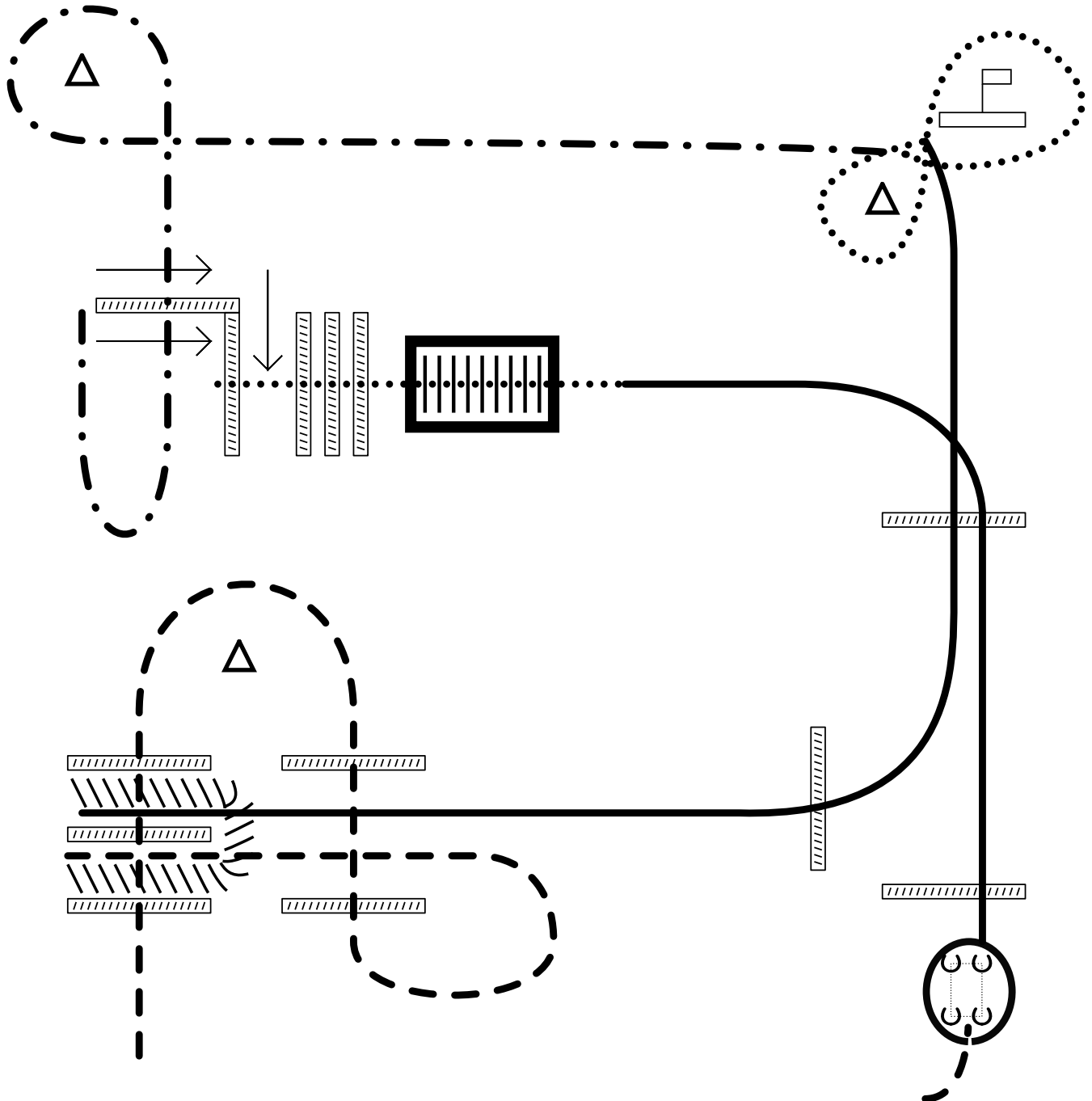
1. Trot over five poles and into chute
2. Back 'U'
3. Left lead over two poles and to log drag
4. Extend trot around cone, over pole, and to sidepass
5. Side pass 'L' right as shown
6. Walk over three poles and bridge
7. Right lead across two poles
8. Stop, ground tie, walk around horse, and lead horse out at a trot

TRAIL

Show: FCHC Spooktacular Colors

Date: 10/25/2024

Classes: 367. /368. AM Ranch Trail
373. /374. Ranch Trail



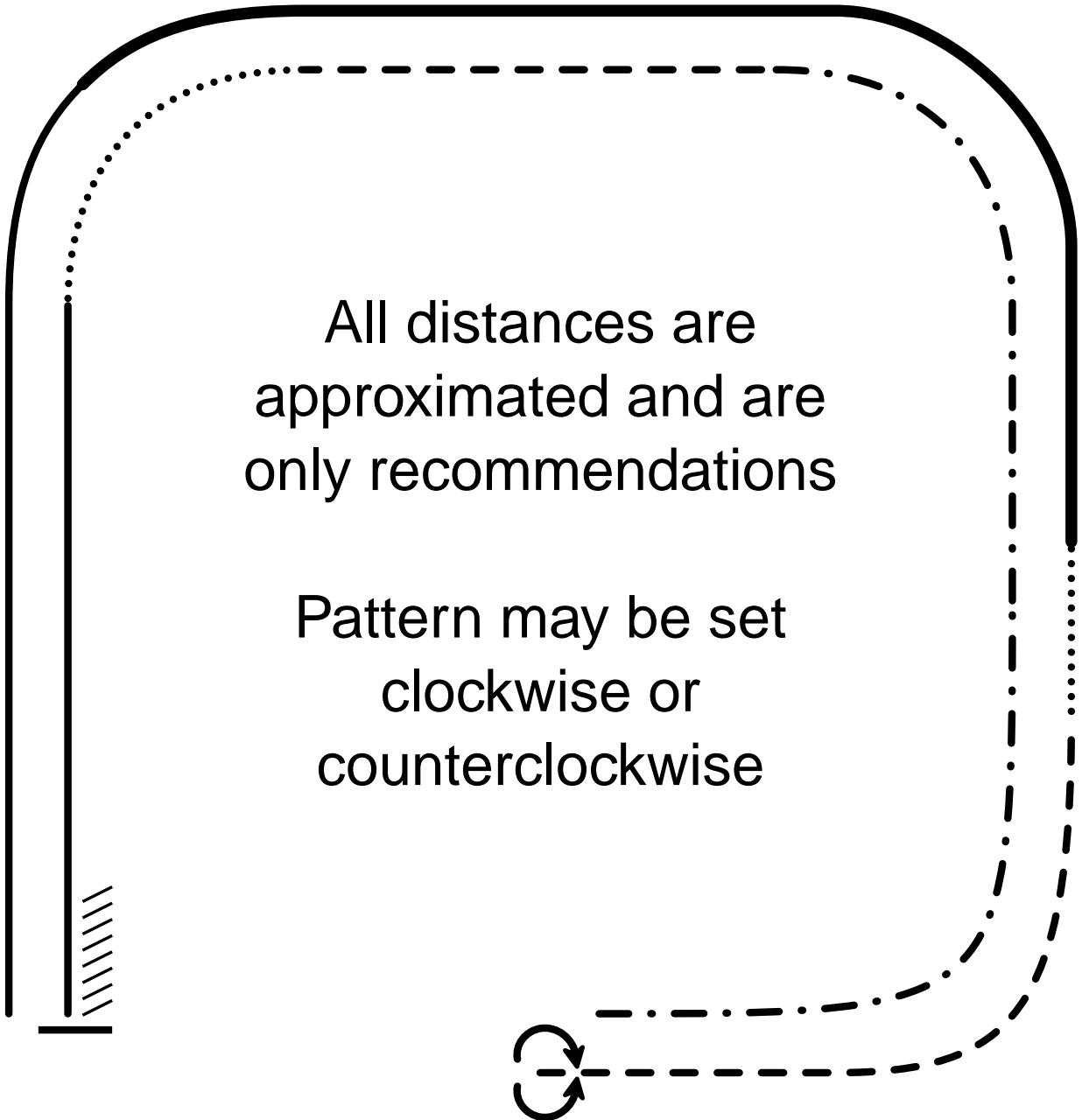
1. Trot over five poles and into chute
2. Back 'U'
3. Left lead over two poles and to log drag
4. Drag log in a figure 8 as shown
5. Extend trot around cone, over pole, and to sidepass
6. Side pass 'L' right as shown
7. Walk over three poles and bridge
8. Right lead across two poles
9. Stop, ground tie, walk around horse, and lead horse out at a trot

RANCH PLEASURE

Show: FCHC Spooktacular Colors

Date: 10/25/2024

Classes: 369. AM Ranch Pleasure
372. YTH Ranch Pleasure
375. Ranch Pleasure



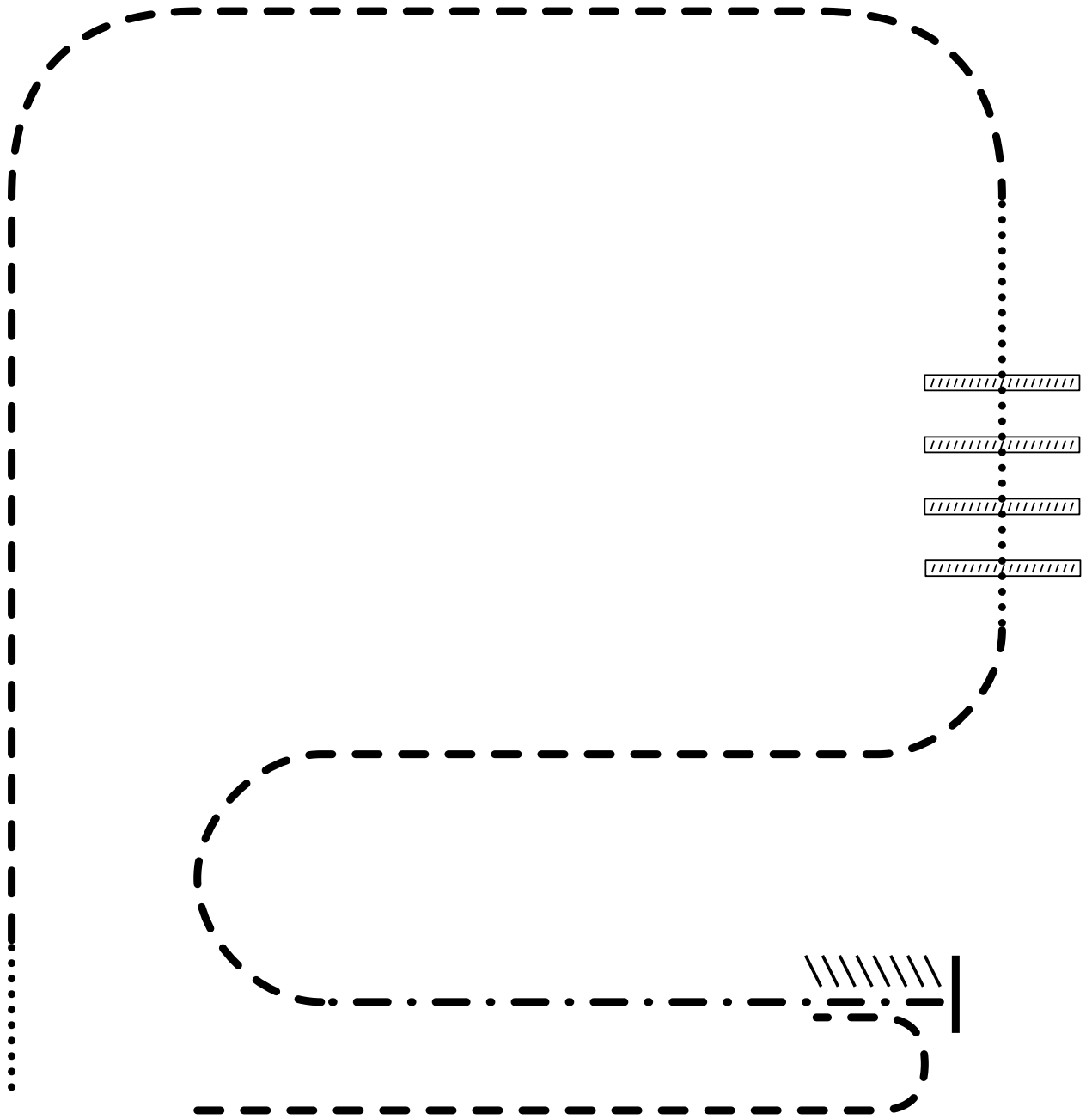
1. Lope
2. Extended lope
3. Walk
4. Trot
5. Stop; Reverse
6. Extended trot
7. Trot
8. Extended Walk
9. Lope
10. Stop and back

RANCH RIDING

Show: FCHC Spooktacular Colors

Date: 10/25/2024

Classes: 376. AB All Age W/T Ranch Riding



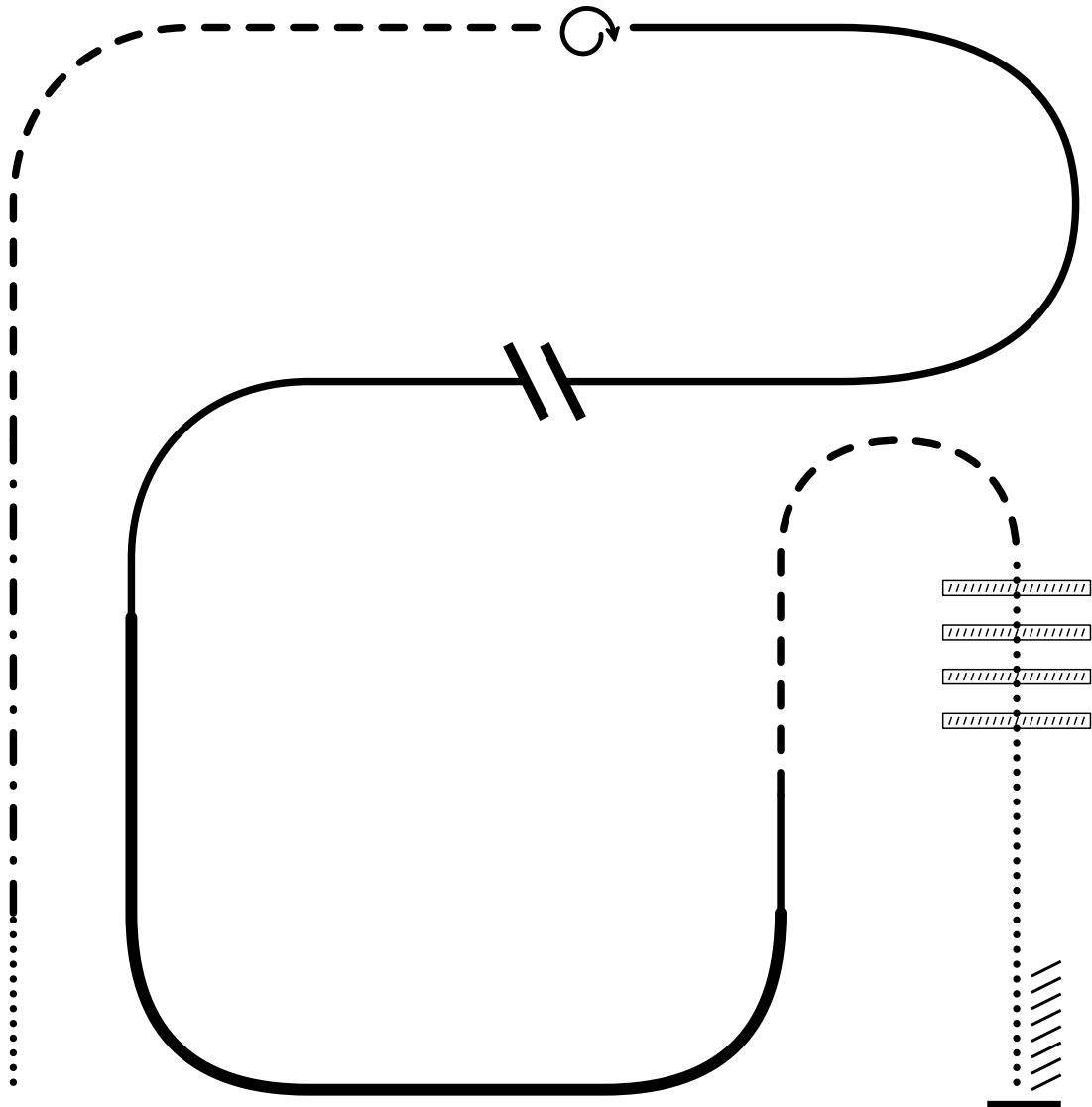
1. Walk three horse lengths
2. Trot
3. Extended Trot
4. Walk over poles
5. Trot
6. Extended Trot
7. Stop and back
8. Trot to exit
9. Natural ranch horse appearance

RANCH RIDING

Show: FCHC Spooktacular Colors

Date: 10/25/2024

Classes: 377. /378. AM SH/AB AM 19&O
379. /380. Yth SH/AB Yth 18&U
381. /382. SH/AB ALL Age Ranch
383. /384. AM Ranch Riding
385. /386. Yth Ranch Riding
387. /388. Ranch Riding



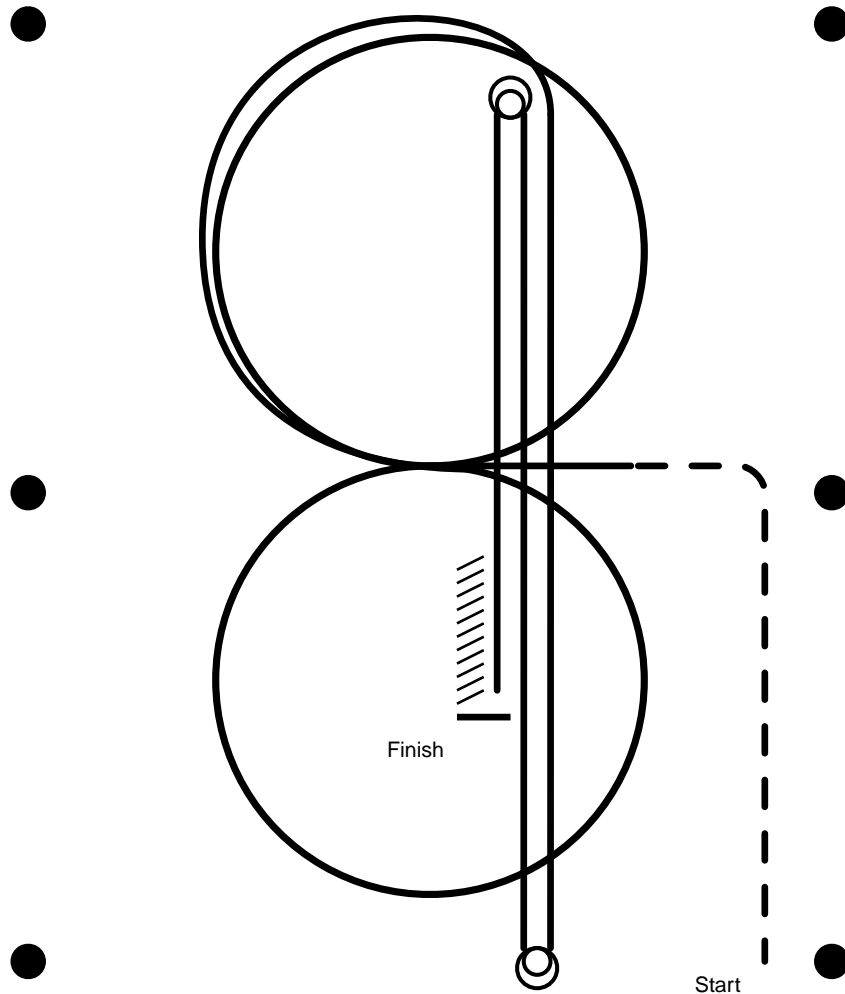
1. Walk
2. Extended trot
3. Trot
4. Stop; 360° right
5. Lope right lead
6. Change leads
7. Lope left lead
8. Extended lope; Collect
9. Trot
10. Walk over logs
11. Walk
12. Stop and back

REINING

Show: FCHC Spooktacular Colors

Date: 10/25/2024

Classes: 400./401. AM SH/AB 19&O Ranch Reining
402./403. YTH SH/AB 18&U Ranch Reining
404./405. SH/AB AM 19&O Ranch Reining
406./407. AM Ranch Reining
408./409. YTH Ranch Reining
410./411. Ranch Reining



Horses must jog the majority of the way to the center. Failure to jog the majority of the way to the center will result in a 0 for failure to complete the pattern as written. Horses must walk or stop prior to starting pattern. Beginning at the center of the arena facing the left wall or fence.

1. Beginning on the right lead, complete one circle to the right. Change leads at the center of the arena.
2. Complete one circle to the left. Change leads at the center of the arena and go to top of arena.
3. Run down the center of the arena past the end marker and come to a stop.
4. Complete 1½ spins right.
5. Run to the other end of arena past marker and come to a stop.
6. Complete 1½ spins left.
7. Run past the center marker, stop and back ten feet.
8. Hesitate to complete pattern

Rider may drop bridle to the designated judge.