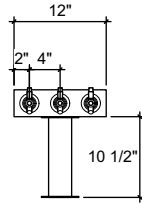
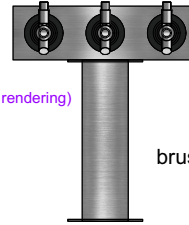


FRONT VIEW

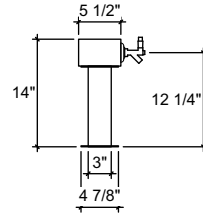


(just a representation of this,
may not look exactly like the rendering)



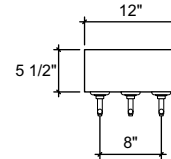
brushed ss

SIDE VIEW



TC-3

T-Head Tower
12" x 3-1/2" x 5-1/2" 304 ss taper
head with (1) 3" ss tube with 4-7/8
flanges
brushed ss
3 products on 4" centers
cold blocked and glycol ready
304 ss faucets and screw in shanks



TOP VIEW