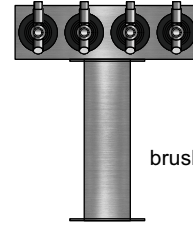
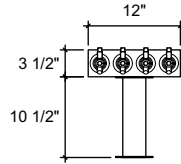
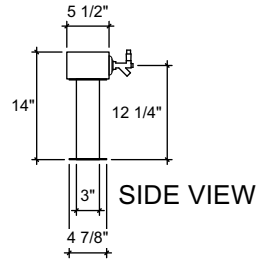


### FRONT VIEW

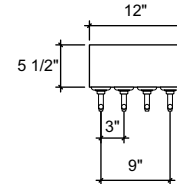


brushed ss

(just a representation of this,  
may not look exactly like the rendering)



### SIDE VIEW



### TOP VIEW

#### TC-4

##### T-Head Tower

12" x 3-1/2" x 5-1/2" 304 ss taper  
head with (1) 3" ss tube with 4-7/8  
flanges

brushed ss

4 products on 3" centers

cold blocked and glycol ready

304 ss faucets and screw in shanks