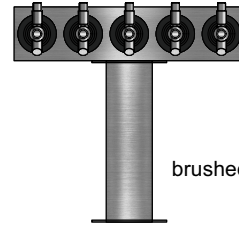
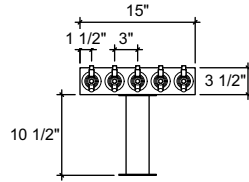
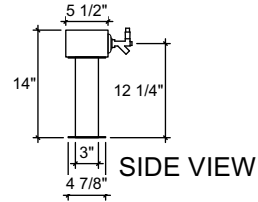


FRONT VIEW



brushed ss

(just a representation of this,
may not look exactly like the rendering)

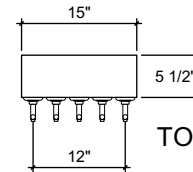


SIDE VIEW



TC-5

T-Head Tower
 15" x 3-1/2" x 5-1/2" 304 ss taper
 head with (1) 3" ss tube with 4-7/8
 flanges
 brushed ss
 5 products on 3" centers
 cold blocked and glycol ready
 304 ss faucets and screw in shanks



TOP VIEW