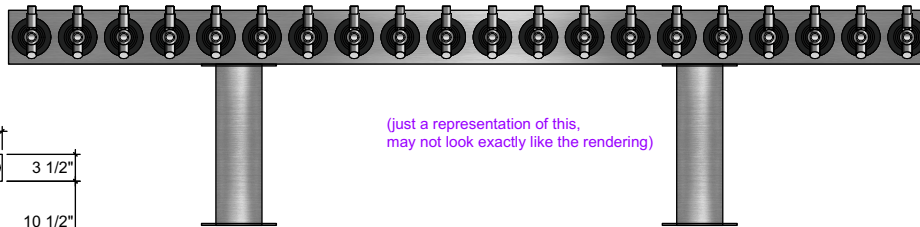
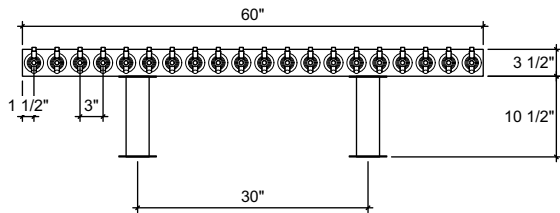
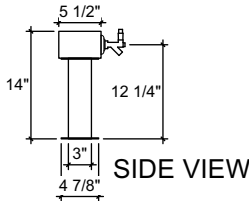


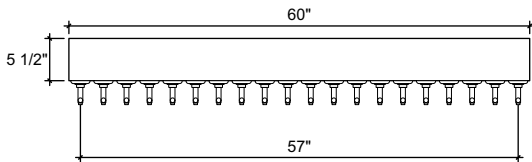
FRONT VIEW



(just a representation of this, may not look exactly like the rendering)



SIDE VIEW



TOP VIEW

**TTC-20**  
 double pedestal T-Head Tower  
 60" x 3-1/2" x 5-1/2" 304 ss tapper  
 head with (2) 3" ss tubes with 4-7/8  
 flanges  
 brushed ss  
 20 products on 3" centers  
 cold blocked and glycol ready  
 304 ss faucets and screw in shanks