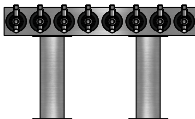
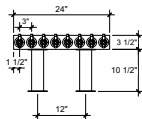
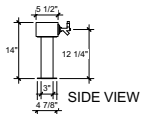


FRONT VIEW

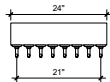


*(just a representation of this,
may not look exactly like the rendering)*



TTC-8

Double pedestal T-Head Tower
 24" x 3-1/2" x 5-1/2" 304 ss taper
 head with (2) 3" ss tubes with 4-7/8
 flanges
 brushed ss
 8 products on 3" centers
 cold blocked and glycol ready
 304 ss faucets and screw in shanks



TOP VIEW