

earthworks®

FLOORING INSPIRED BY NATURE

2020 PRODUCT CATALOG



WARRANTIES

WITH A 30-DAY SATISFACTION GUARANTEE,
YOUR CHOICE OF EARTHWERKS PRODUCTS GIVES YOU ADDED
ASSURANCE AND PROTECTION.

(Restrictions apply - please visit earthwerks.com for further details)



Better Level Products
Chassis®, Derby®, Devan®,
Innsbruck, Lancaster,
Pavilion®, Brighton®,
Rapture



Best Level Products
Camden, Chassis®
Advantage, Highlander,
Sherbrooke® Plus,
Tavern™ Plus



Premium Level Products
Halden®, Montana, Portia®,
Chassis® Pro, Upton, Wood
Classic, Parkhill® Plus, Parkhill®
EIR Plus, Noble Classic™ Plus,
Noble Classic™ Plus XL, Stadium™
Plus, Stadium™ Plus XL

INDEX

*EXPLORE THE OPPORTUNITIES WITH EARTHWERKS® FLOORING
TO BRING NEW LIFE TO THE AREA AROUND YOU.*

Features	4
Our Products	5
The Development Collection™	6
The Performance Collection™	14
The Core Collection™	20

Strength, performance, luxury and style are built into all of the products you will find under Earthwerks® - **Products You Can Trust!**

FEATURES

EARTHWERKS PRODUCTS FEATURES & BENEFITS

·EMBOSSED IN REGISTER·



Specially embossed to match the graining on the design.

EarthWerks EIR products are **embossed in register** to exactly match the graining in the flooring pattern. This unique and intricate embossing method adds an extra element of texture and depth to the design, enhancing the character and realistic qualities of the floor.



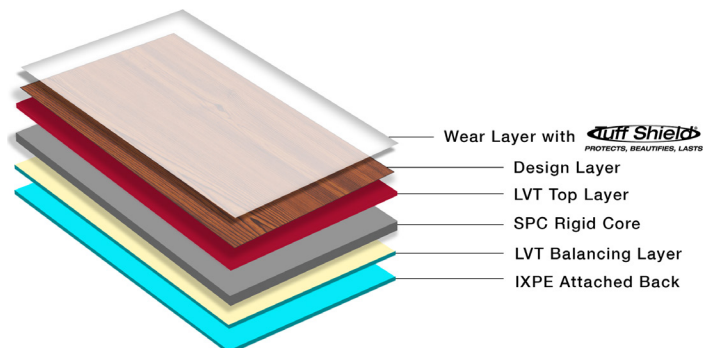
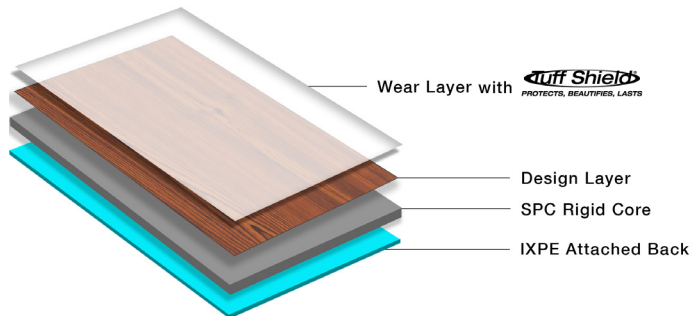
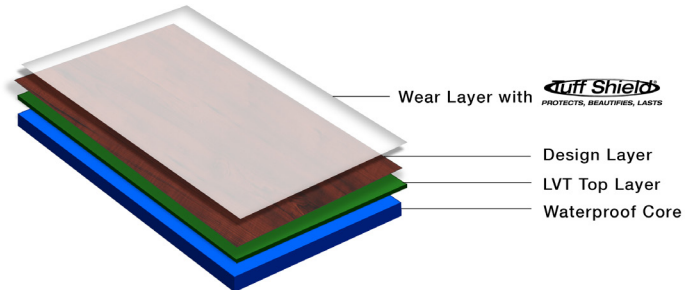
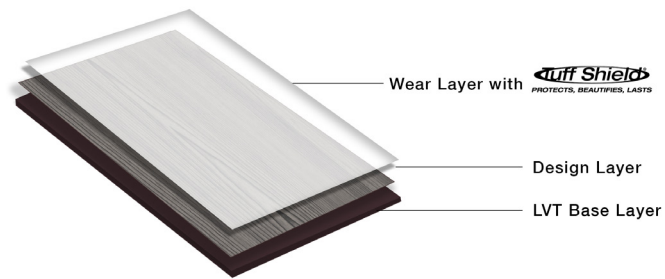
EarthWerks® Tuff Shield® coating offers improved strength and protection with enhanced particles suspended in the urethane for superior durability.

This gives you the most advanced finish for long lasting protection. Our factories use production methods and leading technology to continue to meet the highest global standards. Using the best wear layers and coatings make a difference as not all “mils” are the same. Superior wear layers are critical for performance. We offer consistent clarity and thickness, vibrant strength, ultimate wear and moisture resistance.

PRODUCT ATTRIBUTES



OUR PRODUCTS



THE
DEVELOPMENT
COLLECTION™



Chassis®	Tile/Plank	8
Derby®	Plank	9
Devan®	Plank	9
Innsbruck	Plank	10
Lancaster	Plank	10
Pavilion®	Plank	11
Brighton®	Plank	11
Rapture	Plank	12
Camden	Plank	12
Chassis® Advantage	Tile/Plank	13
Highlander	Plank	13

Please note that all measurements are nominal*





CHASSIS®




PRODUCT FEATURES

- 18 x 18 x 2mm x 6mil - 2 tiles
 - 16 pieces per carton
 - 76 cartons per pallet
 - 35.95 sq. ft. per carton
- 7 x 48 x 2mm x 6mil - 6 planks
 - 14 pieces per carton
 - 85 cartons per pallet
 - 32.72 sq. ft. per carton
- Thickness: 2.0mm/ Wear Layer: 6mil
- Edge: Square / Coating: Tuff Shield®

GLUE DOWN LVT - LUXURY VINYL TILE
GLUE DOWN LVP - LUXURY VINYL PLANK



Veridian | CHA 7485



Calais | CHA 7486



Motorcoach | CHA 7481



Suspension | CHA 7482



Farnham | CHA 7483



Shepherd | CHA 7484



Caspas | CHA 7479



Armature | CHA 7480



Chassis® | Motorcoach | CHA 7481



Chassis® | Caspas | CHA 7479

DERBY®



PRODUCT FEATURES

- 6" x 36" - 18 pieces per carton
- 108 cartons per pallet
- 27 sq. ft. per carton
- Thickness: 2.0mm / Wear Layer: 8mil
- Edge: Square / Coating: PVC

GLUE DOWN LVP - LUXURY VINYL PLANK



Hidden Cove | DRB 921



Evening Shadows | DRB 922



Rambutan | DRB 923



Hatteras | DRB 924



Hope Chest | DRB 925



Chocolate Mandolin | DRB 926

DEVAN®



PRODUCT FEATURES

- 6" x 36" - 18 pieces per carton
- 108 cartons per pallet
- 27 sq. ft. per carton
- Thickness: 2.0mm / Wear Layer: 8mil
- Edge: Square / Coating: PVC


GLUE DOWN LVP - LUXURY VINYL PLANK




Devan® | Torrance | EVN 541



Torrance | EVN 541



Cricket | EVN 542



Graze | EVN 543



Harbour | EVN 544

INNSBRUCK



PRODUCT FEATURES

- 6" x 36" - 18 pieces per carton
- 108 cartons per pallet
- 27 sq. ft. per carton
- Thickness: 2.0mm / Wear Layer: 8mil
- Edge: Square / Coating: PVC

GLUE DOWN LVP - LUXURY VINYL PLANK




Lodge | EI 601



Chalet | EI 602



Alpine | EI 603



Innsbruck | Alpine | EL 603

< 10

LANCASTER



PRODUCT FEATURES

- 6" x 36" - 18 pieces per carton
- 108 cartons per pallet
- 27 sq. ft. per carton
- Thickness: 2.0mm / Wear Layer: 8mil
- Edge: Square / Coating: PVC


GLUE DOWN LVP - LUXURY VINYL PLANK



Harrisburg | ALP 670




Buchanan | ALP 672



Turnpike | ALP 673



Fulton | ALP 674



Reading | ALP 675


PAVILION®




PRODUCT FEATURES

- 6" x 36" - 24 pieces per carton
- 72 cartons per pallet
- 35.95 sq. ft. per carton
- Thickness: 2.0mm / Wear Layer: 8mil
- Edge: Square / Coating: Tuff Shield®

GLUE DOWN LVP - LUXURY VINYL PLANK




Tenement | SCP 1681




Tower Block | SCP 1682




Maisonette | SCP 1683



Midtown | SCP 1684



Park Place | SCP 1685



Regency | SCP 1686



Elevation | SCP 1687



Townhouse | SCP 1688


BRIGHTON®




PRODUCT FEATURES

- 7" x 48" - 15 pieces per carton
- 60 cartons per pallet
- 35.00 sq. ft. per carton
- Thickness: 3.0mm / Wear Layer: 6mil
- Edge: Square / Coating: Tuff Shield®

GLUE DOWN LVP - LUXURY VINYL PLANK




Winter Gates | BNP 7654



Cosmopolitan | BNP 7655



Gotham | BNP 7656



Soho Loft | BNP 7657



North Hampton | BNP 7658



Pismo Dunes | BNP 7659

RAPTURE



PRODUCT FEATURES

- 7" x 36" - 20 pieces per carton
- 50 cartons per pallet
- 35.63 sq. ft. per carton
- Thickness: 3.0mm / Wear Layer: 6mil
- Edge: Square / Coating: Tuff Shield®

GLUE DOWN LVP - LUXURY VINYL PLANK




Holly | SRP 710



Santos | SRP 711




Rift | SRP 712



Sawn | SRP 713



Quartered | SRP 714



Ridgeline | SRP 715

< 12

CAMDEN



PRODUCT FEATURES

- 6" x 36" - 18 pieces per carton
- 108 cartons per pallet
- 27 sq. ft. per carton
- Thickness: 2.0mm / Wear Layer: 12mil
- Edge: Square / Coating: Tuff Shield®


GLUE DOWN LVP - LUXURY VINYL PLANK



Fairmount | CMP 611



Rutgers | CMP 612



Wharton | CMP 613



Waterfront | CMP 614



Whitman | CMP 615

CHASSIS® ADVANTAGE



PRODUCT FEATURES

- **18 x 18 x 2mm x 12mil - 2 tiles**
 - 16 pieces per carton
 - 76 cartons per pallet
 - 35.95 sq. ft. per carton
- **7 x 48 x 2mm x 12mil - 6 planks**
 - 14 pieces per carton
 - 85 cartons per pallet
 - 32.72 sq. ft. per carton
- Thickness: 2.0mm / Wear Layer: 12mil
- Edge: Square / Coating: Tuff Shield®


GLUE DOWN LVT - LUXURY VINYL TILE GLUE DOWN LVP - LUXURY VINYL PLANK



Veridian | CAD 8925




Calais | CAD 8926



Motorcoach | CAD 8921



Suspension | CAD 8922



Farnham | CAD 8923



Shepherd | CAD 8924



Caspas | CAD 8979



Armature | CAD 8980



Chassis® | Shepherd | CAD 8924


HIGHLANDER




PRODUCT FEATURES

- **7" x 48" - 18 pieces per carton** • 75 cartons per pallet • 41.98 sq. ft. per carton
- Thickness: 2.0mm / Wear Layer: 12mil • Edge: Square / Coating: Tuff Shield®


GLUE DOWN LVP - LUXURY VINYL PLANK



Jubilee | HLD 741



Celebration | HLD 742



Gala | HLD 743



Festival | HLD 744

THE
PERFORMANCE
COLLECTION™



Halden®	Plank	16
Montana	Plank	16
Portia®	Plank	17
Chassis® Pro	Tile/Plank	18
Upton®	Plank	19
Wood Classic	Plank	19

Please note that all measurements are nominal*





HALDEN®

HEAVY
SHADE
VARIATION



PRODUCT FEATURES

- 7.25" x 60" - 10 pieces per carton
- 75 cartons per pallet
- 30.25 sq. ft. per carton
- Thickness: 3.0mm / Wear Layer: 20mil
- Edge: Beveled / Coating: Tuff Shield®

GLUE DOWN LVP - LUXURY VINYL PLANK



Halden® | Canal | HDN 761



Canal | HDN 761



Mainland | HDN 762



Fortress | HDN 763



Vista | HDN 764

< 16

MONTANA



PRODUCT FEATURES

- 7.24" x 37.4" - 19 pieces per carton
- 50 cartons per pallet
- 35.74 sq. ft. per carton
- Thickness: 3.0mm / Wear Layer: 20mil
- Edge: Square / Coating: Urethane (PU)


GLUE DOWN LVP - LUXURY VINYL PLANK




Butte | GMP 9914




Kalispell | GMP 9916



Helena | GMP 9925



Billings | GMP 9931



Missoula | GMP 9932

PORTIA®



PRODUCT FEATURES

- 7" x 48" - 15 pieces per carton
- 60 cartons per pallet
- 34.98 sq. ft. per carton
- Thickness: 3.0mm / Wear Layer: 20mil
- Edge: Beveled / Coating: Tuff Shield®

GLUE DOWN LVP - LUXURY VINYL PLANK




Tudor | POR 731



Suitor | POR 732




Noble | POR 733



Vanity | POR 734



Arragon | POR 735



Belmont | POR 736



Portia® | Tudor | POR 731

CHASSIS® PRO




PRODUCT FEATURES

- **18 x 18 x 3mm x 20mil - 2 tiles**
 - 10 pieces per carton
 - 80 cartons per pallet
 - 22.49 sq. ft. per carton
- **7 x 48 x 3mm x 20mil - 6 planks**
 - 12 pieces per carton
 - 65 cartons per pallet
 - 27.98 sq. ft. per carton
- Thickness: 3.0mm/ Wear Layer: 20mil
- Edge: Square / Coating: Tuff Shield®

GLUE DOWN LVT - LUXURY VINYL TILE
GLUE DOWN LVP - LUXURY VINYL PLANK



Veridian | CPR 9265



Calais | CPR 9266



Motorcoach | CPR 9261



Suspension | CPR 9262



Farnham | CPR 9263



Shepherd | CPR 9264



Caspas | CPR 9259



Armature | CPR 9260



Chassis® | Motorcoach | CPR 9261



Chassis® | Caspas | CPR 9259

UPTON®



PRODUCT FEATURES

- 7" x 48" - 15 pieces per carton
- 60 cartons per pallet
- 35 sq. ft. per carton
- Thickness: 3.0mm / Wear Layer: 20mil
- Edge: Square/ Coating: Tuff Shield®

GLUE DOWN LVP - LUXURY VINYL PLANK




Winter Gates | UPP 7121




Cosmopolitan | UPP 7122




Gotham | UPP 7123



Soho Loft | UPP 7124



North Hampton | UPP 7125



Pismo Dunes | UPP 7126


WOOD CLASSIC



PRODUCT FEATURES

- 7.24" x 37.4" - 19 pieces per carton
- 50 cartons per pallet
- 35.74 sq. ft. per carton
- Thickness: 3.0mm / Wear Layer: 20mil
- Edge: Square / Coating: Urethane (PU)


GLUE DOWN LVP - LUXURY VINYL PLANK



Chandler | GWC 9810



Trinidad | GWC 9811




Senora | GWC 9812



Flagstaff | GWC 9813



El Paso | GWC 9814



Tucson | GWC 9815

THE
WATER  PROOF
CORE
COLLECTION™



Sherbrooke® Plus	Plank	22
Tavern™ Plus	Plank	23
Parkhill® Plus	Plank	24
Parkhill® EIR Plus	Plank	24
Noble Classic™ Plus	Plank	25
Noble Classic™ Plus XL	Plank	25
Stadium™ Plus	Plank	26
Stadium™ Plus XL	Plank	26

Please note that all measurements are nominal*





SHERBROOKE® PLUS

WATER PROOF

MATCHING MOLDING AVAILABLE



PRODUCT FEATURES

- 7" x 48" - 10 pieces per carton
- 65 cartons per pallet
- 23.64 sq. ft. per carton
- Thickness: 6.5mm / Wear Layer: 12 mil
- Edge: Micro Beveled / Coating: Tuff Shield®

CLICK WPC - WATERPROOF CORE



Jackson Pine | SHB 2167 CB




Saddle | SHB 2168 CB




Burlap | SHB 2169 CB




Linen | SHB 2170 CB



Natural | SHB 2171 CB



Chestnut | SHB 2172 CB



Newport | SHB 2173 CB



Esperanza | SHB 2174 CB




Mineral | SHB 2176 CB



Township | SHB 2179 CB



Gristmill | SHB 2180 CB



Brompton | SHB 2182 CB



Sherbrooke® Plus | Jackson Pine | SHB 2167 CB



< 22

NEW

INTRODUCING

TAVERN™ PLUS

WATER PROOF

ATTACHED CUSHION BACKING

MATCHING MOLDING AVAILABLE



PRODUCT FEATURES

- 7 x 48 x 5mm x 12mil - 6 planks
 - 8 pieces per carton
 - 65 cartons per pallet
 - 18.91 sq. ft. per carton
- Thickness: 6mm/ Wear Layer: 12mil
- **Edge: Micro Beveled / Coating: Tuff Shield®**

CLICK SPC - SOLID POLYMER CORE



Pale Ale | TVN 501 CB



Pilsner | TVN 502 CB



Pint | TVN 503 CB



Dunkel | TVN 504 CB



Imperial | TVN 505 CB



Dubbel | TVN 506 CB



Tavern™ Plus | Pilsner | TVN 502 CB

PARKHILL® PLUS

WATER PROOF

MATCHING MOLDING AVAILABLE




PRODUCT FEATURES

- 7" x 48" - 10 pieces per carton
- 60 cartons per pallet
- 23.64 sq. ft. per carton
- Thickness: 7mm / Wear Layer: 20 mil
- Edge: Bevel / Coating: Tuff Shield®

CLICK WPC - WATERPROOF CORE




DryWash | PKH 344



Sawmill | PKH 342



CrossTimber | PKH 343



DryWash | PKH 344



Bespoke | PKH 346

< 24

PARKHILL® EIR PLUS

WATER PROOF

MATCHING MOLDING AVAILABLE



PRODUCT FEATURES

- 7" x 48" - 10 pieces per carton
- 60 cartons per pallet
- 23.64 sq. ft. per carton
- Thickness: 7mm / Wear Layer: 20 mil
- Edge: Bevel / Coating: Tuff Shield®


CLICK WPC - WATERPROOF CORE



Copperbrooke | PKH 347



Stafford | PKH 348



Junction | PKH 350



Grove Park | PKH 351



White Fang | PKH 381 CB



Otter | PKH 382 CB



Brown Bear | PKH 383 CB



Wild Hare | PKH 384 CB

NOBLE CLASSIC™ PLUS

WATER PROOF

ATTACHED CUSHION BACKING

MATCHING MOLDING AVAILABLE



PRODUCT FEATURES

- 8" x 48" - 8 pieces per carton
- 44 cartons per pallet
- 20.56 sq. ft. per carton
- Thickness: 6mm / Wear Layer: 20 mil
- Edge: Micro Beveled / Coating: Tuff Shield®

CLICK SPC - SOLID POLYMER CORE



London Oak | NCR 9701



Berlin Oak | NCR 9702




York Oak | NCR 9703



Paris Oak | NCR 9704



Oslo Oak | NCR 9705



Toronto Oak | NCR 9707



Alaska Oak | NCR 9708

NOBLE CLASSIC™ PLUS XL

WATER PROOF

ATTACHED CUSHION BACKING

MATCHING MOLDING AVAILABLE




PRODUCT FEATURES

- 9.5" x 60" - 6 pieces per carton
- 56 cartons per pallet
- 23.03 sq. ft. per carton
- Thickness: 6mm / Wear Layer: 20 mil
- Edge: Micro Beveled / Coating: Tuff Shield®


CLICK SPC - SOLID POLYMER CORE




Driftwood | NCR 9709



Berkshire | NCR 9710



Timberlake | NCR 9711



Torres | NCR 9712



STADIUM™ PLUS

WATER PROOF

ATTACHED CUSHION BACKING

MATCHING MOLDING AVAILABLE



PRODUCT FEATURES

- 7 x 48 x 6mm x 20mil - 4 planks
 - 6 pieces per carton
 - 60 cartons per pallet
 - 14.18 sq. ft. per carton
- Thickness: 6mm/ Wear Layer: 20mil
- **Edge: Painted Bevel / Coating: Tuff Shield®**

ABA CLICK SPC - SOLID POLYMER CORE



Homecoming | STP 6704



Prevail | STP 6701



Unity | STP 6702



Unstoppable | STP 6703



Homecoming | STP 6704



< 26

STADIUM™ PLUS XL

WATER PROOF

ATTACHED CUSHION BACKING

MATCHING MOLDING AVAILABLE



PRODUCT FEATURES

- 9 x 60 x 6mm x 20mil - 8 planks
 - 5 pieces per carton
 - 56 cartons per pallet
 - 19.25 sq. ft. per carton
- Thickness: 6mm/ Wear Layer: 20mil
- **Edge: Painted Bevel / Coating: Tuff Shield®**


ABA CLICK SPC - SOLID POLYMER CORE




Downfield | STX 6901




Blitz | STX 6903



Gridiron | STX 6904




Glory | STX 6905




Victory | STX 6906



Lateral Pass | STX 6907



Tailgate | STX 6908



Championship | STX 6910



ABOVE: Stadium™ Plus XL | Downfield | STX 6901

ON BACK COVER: Sherbrooke® Plus | Burlap | SHB 2169 CB

earthwerks®

FLOORING INSPIRED BY NATURE

2020 PRODUCT CATALOG



@earthwerksfloor



@earthwerks



@earthwerksfloor



@earthwerksflooring



@earthwerks



EW1PC606



7 14896 81944 7

©Swift-Train Company, LLC, 2020