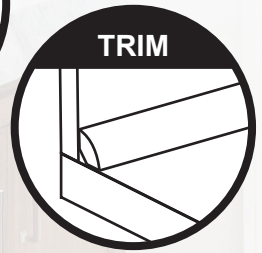
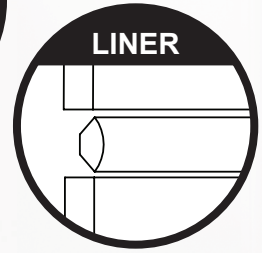
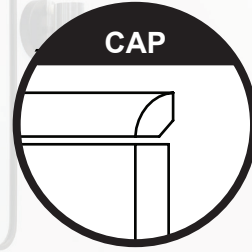




4 WAYS TO INSTALL THE JOLLY



THE FINISHING TOUCH

THE JOLLY | CAP, LINER, CORNER, & TRIM

EXPANDING TO NEW LENGTHS

The Questech JOLLY is a great way to finish any glass, metal or ceramic tile project and can be installed 4 different ways - as a cap, liner, corner, or trim finishing piece. Perfect for Designers, Contractors, Builders and DIY home projects because it is the most versatile of the ceramic molding liners with the quarter round tile detail.

THE 8 FT JOLLY CAST STONE

BRIGHT WHITE - POLISHED

½" X 96" - QUARTER ROUND

QUSL708-23

BRIGHT WHITE - MATTE

½" X 96" - QUARTER ROUND

QUSL708-42

BLACK - POLISHED

½" X 96" - QUARTER ROUND

QUSL708-28

BLACK - MATTE

½" X 96" - QUARTER ROUND

QUSL708-41

PROTECTED BY



USE IN WET AREAS
ANTIMICROBIAL
SCRATCH & STAIN RESISTANT



THE FINISHING TOUCH

