













Index

4	What is due2?
7	Advantages
8	References
10	User's Guide
14	Installation Systems
24	Wood Effect
36	Stone Effect
82	Marble Effect
94	Concrete Effect
106	Pool Coping
107	Cleaning and Maintenance
108	Technical Characteristics
110	Terms and conditions of sale

Alphabetical Index

- 26 Arbor 
- 54 Chamonix 
- 96 Essential 
- 68 Gotham 
- 30 Monteverde 
- 84 Nature 
- 38 New England 
- 46 Quartzite 
- 74 Travstone 
- 62 West 57th 

Index

Index by Effect










Wood Effect

- 26 Arbor 
- 30 Monteverde 



Stone Effect

- 38 New England 
- 46 Quartzite 
- 54 Chamonix 
- 62 West 57th 
- 68 Gotham 
- 74 Travstone 



Marble Effect

- 84 Nature 



Concrete Effect

- 96 Essential 

Index

What is due 2?

due2 is the collection of porcelain pavers by Del Conca USA, it includes all the trims and accessories needed to meet design needs in outdoor settings, from pedestrian walkways to rooftops or swimming pools. It is manufactured to the highest quality standards and has outstanding technical performances, including high resistance to wear, to mechanical stress, to weather and is anti-slip. Stylish aesthetics and a wide range of sizes make it a perfect fit for contemporary hardscapes and architecture.




Outdoor:
Floor: Essential2 HET205 Gray 24"x24" | Wall: Woodscape WS03 Natural Rect. 8"x48"

Indoor:
Wall: Nature NA07 Calacatta Gold Rect. 12"x24" - Woodscape WS03 Natural Rect. 8"x48" | Floor: Essential HET05 Gray Rect. 24"x48"
Counter: Essential HET05 Gray Card Mosaic 12"x12" (sheet)



Floor: West 57th2 HWS210 Bianco 24"x24"

Advantages



FROST RESISTANT



COLORS DO NOT FADE OVER TIME



RESISTANT TO SUDDEN TEMPERATURE CHANGES



RESISTANT TO ACID, CHEMICALS, SALT, ETC.



RESISTANT TO DAMAGE FROM MOLD AND MOSS



IMPERVIOUS



ANTI-SLIP



QUICK AND EASY TO INSTALL



EASY TO REMOVE



REUSABLE



READILY SERVICEABLE



INSTALLATION WITH ADHESIVE POSSIBLE




HIGHLY RESISTANT TO LOADS



WIDE RANGE OF FINISHES



ALLOWS WATER DRAINAGE



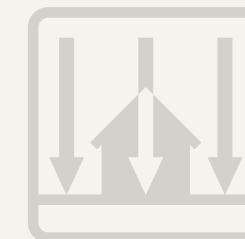
SPECIAL MATCHING PIECES



EXTREMELY LONG-LASTING



EASY TO CLEAN




MATCHES INTERIOR FLOORING



SUITABLE FOR RAISED INSTALLATIONS

References



User's Guide

- 1 Name of the collection
- 2 Available sizes
- 3 Collection code
- 4 Colors summary
- 5 Effect
- 6 Shade variation
- 7 Technical characteristics
- 8 Graphics Number
- 9 Packaging specifications
- 10 Matching Indoor product

Essential 2
24"x24" Pressed

24"x24" : 60x60 cm
Colored Body Porcelain Pavers

Essential2 HET201 Beige
Essential2 HET210 White
Essential2 HET205 Gray
Essential2 HET208 Graphite

ANSI A 137.1 compliant
FLOOR
MODERATE
0.19 in / 5 mm
ASTM C 1026 RESISTANT
ASTM C 373
ASTM C 659 CLASS A
ASTM C 1378 CLASS A
ASTM C 448 - 3000 BA
ANSI A126.3 2021 (DCCF) 10A0
HEAVY USE

Shade variation

Concrete Effect

Graphics number

Size	Essential2 HET201 Beige	Essential2 HET210 White	Essential2 HET205 Gray	Essential2 HET208 Graphite
24"x24"	20	20	20	20

Packaging

Size	Paver		Box	
	Sq Ft	Lbs	Sq Ft	Lbs
24"x24"	2	7.75	32	248.00
12"x24" pool ramp	2	2.87	35.58	-

Essential
Available as 8.5 mm thick tile
COLLECTIONS BOOK 2023
Pag. 164

User's Guide

1 Name of the collection

2 Available sizes

3 Item code

4 Item description

5 Size in inches and cm

6 Collection code

7 Effect

The image shows a product catalog page for the 'Essential 2' collection. The page is divided into two columns, 104 and 105. The top of the page features the collection name 'Essential 2' and the size '24"x24"'. Below this, four items are displayed in a grid. Each item has a top-down view and a perspective view. The items are: 1) Beige (S9ET01), 2) White (S9ET10), 3) Gray (S9ET05), and 4) Graphite (S9ET08). Each item also has a corresponding pool coping version (S8ET01MC, S8ET10MC, S8ET05MC, S8ET08MC). The page includes a 'Concrete Effect' label on the right side and a 'HET²' logo in the top right corner. Callouts 1-7 point to various elements: 1 points to the collection name, 2 points to the size, 3 points to the item code, 4 points to the item description, 5 points to the size in inches and cm, 6 points to the collection code, and 7 points to the effect label.

Item Code	Item Description	Size (inches)	Size (cm)
S9ET01	Essential2 HET201 Beige	24"x24"	60x60 cm
S9ET10	Essential2 HET210 White	24"x24"	60x60 cm
S9ET05	Essential2 HET205 Gray	24"x24"	60x60 cm
S9ET08	Essential2 HET208 Graphite	24"x24"	60x60 cm

Item Code	Item Description	Size (inches)	Size (cm)
S8ET01MC	Essential2 HET201 Beige Pool Coping with modern edge	12"x24"	30x60 cm
S8ET10MC	Essential2 HET210 White Pool Coping with modern edge	12"x24"	30x60 cm
S8ET05MC	Essential2 HET205 Gray Pool Coping with modern edge	12"x24"	30x60 cm
S8ET08MC	Essential2 HET208 Graphite Pool Coping with modern edge	12"x24"	30x60 cm

Installation Systems



Installation Systems

Installation Systems

Lay-on Installation

Installation on grass



Installation as stepping stones on grass:

- remove the grass from the area underneath due2
- dig 2 inch deep in warm and dry climate, or deeper in cold or wet climates.
- compact the soil.
- fill the excavated area with gravel (size 1/6 - 1/3 inch) or sand and compact it.
- dry set due2

The stratigraphy shown is only an indication: we recommended referring to local regulations in order to achieve a correct installation.

Installation on gravel



Recommended for larger areas, for installation with thin joints or joints without grass.

- Excavate the soil at least 4 inch deep in warm and dry climate, or deeper in cold or wet climates.
- Compact the soil at the bottom and ensure it is sloped ($\geq 2\%$) to avoid stagnation of water.
- Optional - place a layer of geotextile to keep the gravel from sinking into the soil.
- Place and compact a layer of crushed stone or gravel (size 1/6 - 1/3 inch).
- Optional - place a layer of geotextile to separate aggregates.
- Place and compact a layer of fine gravel or sand (size 1/12 - 1/5 inch) to ease the leveling of the surface.
- Ensure the surface is level using a straightedge. A slight slope ($\geq 1\%$) is recommended to ensure proper drainage of the floor.
- Dry set due2 leaving joints at least 1/8 inch wide. Tile spacers can be used to facilitate installation. Ensure the floor is level with a straightedge and use a rubber hammer to correct small differences in height.
- Fill the joints with very fine sand (size 0 - 1/8 inch) or polymeric sand.

The stratigraphy shown is only an indication: we recommended referring to local regulations in order to achieve a correct installation.



Floor: West 57th2 HWS210 Bianco 24"x24"



Floor: Arbor2 HAO210 Bianco 16"x32"

Lay-on Installation

Installation on sand




Installation on sand can be performed directly:

- level and compact the sand
- dry set due2

The stratigraphy shown is only an indication: we recommend referring to local regulations in order to achieve a correct installation.

Installation on concrete slab



Installation with thin set on concrete slab recommended for areas open to vehicular traffic or subject to very high stress: leave joints at least 1/8 inch wide and respect expansion joints.

To install on concrete slab on ground:

- complete the digging and compact the soil
- Place a layer of crushed stone or gravel
- Place the slab including optional steel mesh
- Install due2 with exterior-rated elastic adhesive

The stratigraphy shown is only an indication: we recommend referring to local regulations in order to achieve a correct installation.



Floor: Monteverde2 HMN205 Gray 16"x48"



Floor: Travstone2 HTS205 Gray 24"x24"

Raised Installation

Raised installation



The stratigraphy shown is only an indication: we recommend referring to local regulations in order to achieve a correct installation.

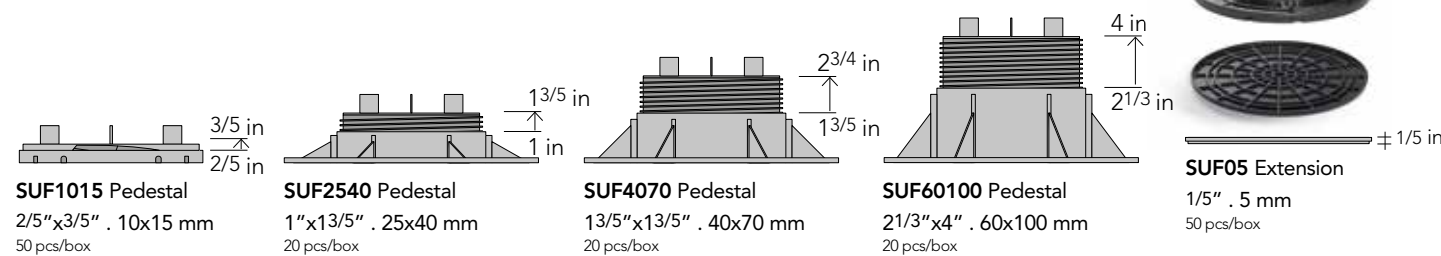
due2 can also be used to create perfectly flat, practical raised floors for use on balconies and roof terraces, allowing rainwater to flow underneath the paving and into the waterproofing system, where an inspectable cavity is created that can be used for cable routing and to house utilities systems, also helping to improve the building's insulation. After the slab and its sloping screed are complete, install the waterproofing membrane. Position the pedestals according to the chosen sizes, if necessary use the slope correctors. During the installation, adjust each pedestal to achieve a flat floor.

How to cut it

To cut due2, it is necessary to use discs designed for Porcelain Pavers, available for both dry and wet cutting.

Adjustable pedestals with fixed head

Taller pedestals are available on request.

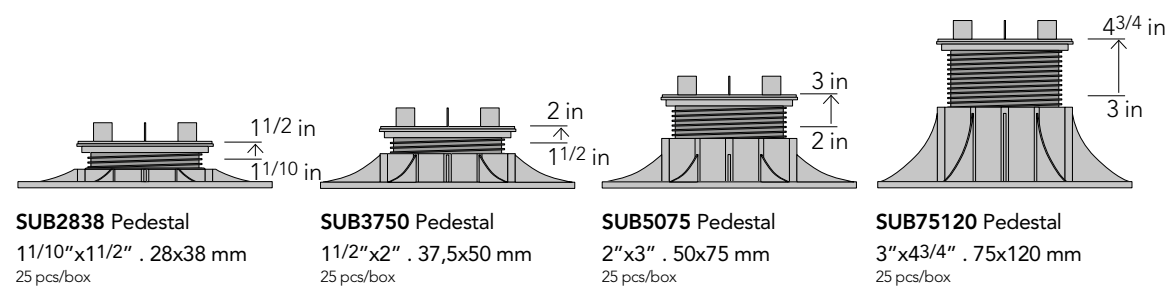


PEDESTALS LOAD BEARING DETAILS

Operating load = 2204 lbs. (1000 kg) each. Breaking load > 4409 lbs. (2000 kg) each.

Adjustable pedestals with self-levelling head

Taller pedestals are available on request.



PEDESTALS LOAD BEARING DETAILS

Operating load = 1102 lbs. (500 kg) each. Breaking load > 2204 lbs. (1000 kg) each.

Each project should be assessed by an Architect or Engineer to evaluate the specific static and dynamic load requirements. When using pedestals 4 inches or higher we recommend using an adhesive anti-fracture membrane or plastic/metal tray system for added shock protection.


THE WORLD'S FIRST AND ONLY PEDESTAL TO BE EQUIPPED WITH A HEAD FINISHED IN RUBBER THAT'S CAPABLE OF REDUCING NOISE LEVELS TO AS LITTLE AS 25 db



Pre-cut tabs for easy removal.

Reinforced adjustment key.

Bi-material head (PP + rubber) anti-noise and anti-slip.



The self-levelling head allows it to automatically compensate any gradient up to 5%



CLIP FOR VERTICAL CLOSURE

The sure new way of finishing in style

Our clip for vertical closure is designed to solve a typical problem of many external floors, i.e. how to fill in the gap around the edge when no perimeter wall is present. This solution represents an innovative, easy and elegant way to eliminate gaps around raised floors. The system consists of two special, stainless steel clips to be placed over the head and under the base of the pedestal. It creates a firm seat capable of gripping the section of floor cut to size to fill the gap. The use of our floor edge clip effectively prevents horizontal movement in floor slabs.

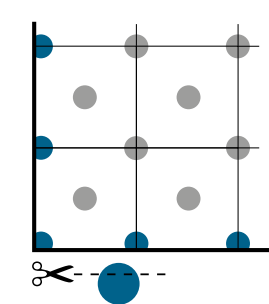


UNIVERSAL EDGE CLIP

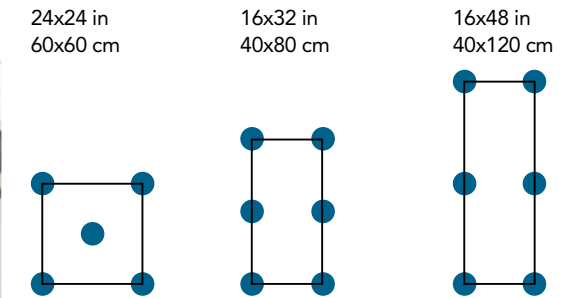
The perfect join: attractive and functional

Designed to avoid contact between the slabs of outdoor raised floors and outside walls, the universal edge clip is made entirely from stainless steel. It incorporates a damper to absorb longitudinal and transverse thermal expansion and guarantees a secure grip. Use of these clips ensures a stable floor surface with a straight and elegant perimeter.

Raised installation next to a wall



For a correct installation for non-vehicular usage, place the pedestals as follows:



Required pedestals

24x24 in . 60x60 cm 6.0 - 7.50 per 10 Sq.Ft. (5.6 - 7 per m ²)	16x32 in . 40x80 cm 5.8 - 6.3 per 10 Sq.Ft. (6.3 - 6.8 per m ²)	16x48 in . 40x120 cm 3.9 - 4.2 per 10 Sq.Ft. (4.16 - 4.9 per m ²)
--	---	---

SUFCHIAVE
Adjustment key
1 pcs/box

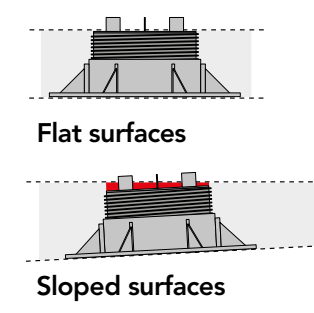
SUFCLIP
Universal edge clip
20 pcs/box

SUFSET
Set for vertical closure
10 set/box (10 + 10)

Raised installation with Slope regulators



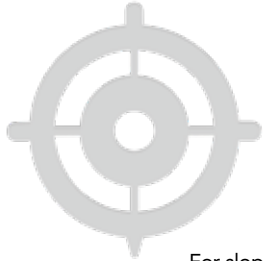
For a proper water outflow we suggest to lay with 1% minimum slope



Flat surfaces

Sloped surfaces

Slope regulator




SUFPC100
1%

For slopes over 1%, two or more slope regulators can be piled up on each other.

Download the technical instruction in DWG/PDF format from www.delconcausa.com

Raised Installation




Wood Effect

Arbor **2** 26
Monteverde **2** 30

Arbor 2

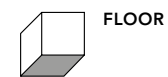
16"x32"



16"x32" . 40x80 cm

Colored Body Porcelain Pavers

ANSI A 137.1 compliant



FLOOR



HIGH



0.79 in
20 mm



ASTM C 1026
RESISTANT



ASTM C 373
~0.1%



ASTM C 650: CLASS A
ASTM C 1378: CLASS A



ASTM C 648: ~3000 lbf.



ANSI A326.3: 2021.
(DCOF): ≥0,60



HEAVY USE

Pressed



Arbor2
HAO210 Bianco

Shade variation



Graphics number

Sizes	Arbor2 HAO210 Bianco
16"x32"	32

Packaging

Sizes	Pieces					
		Sq.Ft.	Lbs.	Boxes	Sq.Ft.	Lbs.
16"x32"	2	6.89	64.12	24	165.36	1552.00
16"x32" pool coping	2	6.89	62.31	-	-	-



Floor: Arbor2 HAO210 Bianco 16" x 32"

Arbor 2

16" x 32"



SOAO60U
Arbor2 HAO210 Bianco
16" x 32" . 40x80 cm




SOAO10MC
Arbor2 HAO210 Bianco
Pool Coping with modern edge
16" x 32" . 40x80 cm

Monteverde **2**

16"x48"

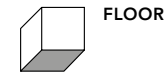
Pressed



16"x48" . 40x120 cm

Colored Body Porcelain Pavers

ANSI A 137.1 compliant



FLOOR



HIGH



0.79 in
20 mm



ASTM C 1026
RESISTANT



ASTM C 373
~0.1%



ASTM C 650: CLASS A
ASTM C 1378: CLASS A



ASTM C 648: ~3000 lbf.



ANSI A326.3: 2021.
(DCOF): ≥0,60



HEAVY USE

Made in Italy



Monteverde2
HMN201 Beige



Monteverde2
HMN205 Gray



Monteverde2
HMN209 Noce

Shade variation



Graphics number

Sizes	Monteverde2 HMN201 Beige	Monteverde2 HMN205 Gray	Monteverde2 HMN209 Noce
16"x48"	27	27	27

Packaging

Sizes	Pieces						
		Sq.Ft.	Lbs.	Boxes	Sq.Ft.	Lbs.	
16"x48"	1	5.17	51.80	54	279.18	2797.60	
16"x48" pool coping	1	5.17	49.82	-	-	-	

Monteverde 2


16"x48"

HMN²

Wood Effect




32 Floor: Monteverde2 HMN209 Noce 16"x48"



Wood Effect

Floor: Monteverde2 HMN201 Beige 16"x48" 33



Floor: Monteverde2 HMN205 Gray 16"x48"

Monteverde 2

16"x48"



SDMN01
Monteverde2 HMN201 Beige
16"x48" . 40x120 cm



SDMN05
Monteverde2 HMN205 Gray
16"x48" . 40x120 cm



SDMN09
Monteverde2 HMN209 Noce
16"x48" . 40x120 cm



SDMN01MC
Monteverde2 HMN201 Beige
Pool Coping with modern edge
16"x48" . 40x120 cm



SDMN05MC
Monteverde2 HMN205 Gray
Pool Coping with modern edge
16"x48" . 40x120 cm



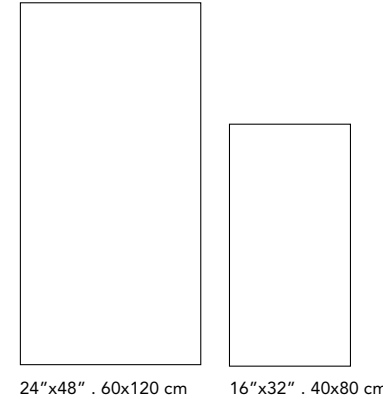
SDMN09MC
Monteverde2 HMN209 Noce
Pool Coping with modern edge
16"x48" . 40x120 cm

Stone Effect

New England	2	38
Quartzite	2	46
Chamonix	2	54
West 57th	2	62
Gotham	2	68
Travstone	2	74

New England ²

24"x48" 24"x24" 16"x32" 12"x24" 24"x48" Rectified - 24"x24" Pressed - 16"x32" Pressed



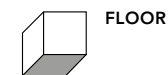
New England2
HEN210 White

New England2
HEN201 Ivory

New England2
HEN205 Cold Gray

Colored Body Porcelain Pavers

ANSI A 137.1 compliant



FLOOR



MODERATE



0.79 in | 0.34 in
20 mm | 8.5 mm



ASTM C 1026
RESISTANT



ASTM C 373
~0.1%



ASTM C 650: CLASS A
ASTM C 1378: CLASS A



ASTM C 648: ~3000 lbf.



ANSI A326.3: 2021.
(DCOF): ≥0,60



HEAVY USE

New England

Available as 8.5 mm thick tile



COLLECTIONS BOOK 2024
Pag. 94



Shade variation





Graphics number

Sizes	New England2 HEN210 White	New England2 HEN201 Ivory	New England2 HEN205 Cold Gray
24"x48"	10	10	10
24"x24"	20	20	20
16"x32"	20	20	20

Packaging

Sizes	Pieces					
		Sq.Ft.	Lbs.	Boxes	Sq.Ft.	Lbs.
24"x48"	1	7.75	73.22	26	201.50	1903.70
24"x24"	2	7.75	71.17	32	248.00	2277.30
16"x32"	2	6.89	64.66	24	165.36	1552.00
12"x24" pool coping	2	3.87	35.58	-	-	-
16"x32" pool coping	2	6.89	62.31	-	-	-

Packaging 8.5 mm

Sizes	Pieces					
		Sq.Ft.	Lbs.	Boxes	Sq.Ft.	Lbs.
12"x24"	8	15.50	61.40	32	496.00	1932.48

New England 2

24"x48" 24"x24" 16"x32"

HEN²



Stone Effect

Stone Effect

New England 2


24"x48" 24"x24" 16"x32"

HEN²

Stone Effect



42 Floor: New England2 HEN201 Ivory 16"x32"



Stone Effect


Floor: New England2 HEN210 White 24"x24" 43

New England 2

24"x48" 24"x24" 16"x32"



SCEN10R **MADE IN ITALY**
New England2
HEN210 White Rect.
24"x48" . 60x120 cm



SOEN10
New England2 HEN210 White
16"x32" . 40x80 cm



SCEN01R **MADE IN ITALY**
New England2 HEN201 Ivory Rect.
24"x48" . 60x120 cm



SOEN01
New England2 HEN201 Ivory
16"x32" . 40x80 cm




S9EN05
New England2 HEN205 Cold Gray
24"x24" . 60x60 cm



SOEN05
New England2 HEN205 Cold Gray
16"x32" . 40x80 cm



G8EN10GRIR
New England
HEN10 White **Grip Rect.**
12"x24" . 30x60 cm



G8EN01GRIR
New England
HEN01 Ivory **Grip Rect.**
12"x24" . 30x60 cm




G8EN05GRIR
New England
HEN05 Cold Gray **Grip Rect.**
12"x24" . 30x60 cm



SCEN10MC **MADE IN ITALY**
New England2 HEN210 White
Pool Coping with modern edge
24"x48" . 60x120 cm



S9EN10
New England2 HEN210 White
24"x24" . 60x60 cm



SCEN01MC **MADE IN ITALY**
New England2 HEN201 Ivory
Pool Coping with modern edge
24"x48" . 60x120 cm




S9EN01
New England2 HEN201 Ivory
24"x24" . 60x60 cm




SOEN05MC
New England2 HEN205 Cold Gray
Pool Coping with modern edge
16"x32" . 40x80 cm



S8EN05MC
New England2 HEN205 Cold Gray
Pool Coping with modern edge
12"x24" . 30x60 cm




SOEN10MC
New England2 HEN210 White
Pool Coping with modern edge
16"x32" . 40x80 cm



S8EN10MC
New England2 HEN210 White
Pool Coping with modern edge
12"x24" . 30x60 cm



SOEN01MC
New England2 HEN201 Ivory
Pool Coping with modern edge
16"x32" . 40x80 cm




S8EN01MC
New England2 HEN201 Ivory
Pool Coping with modern edge
12"x24" . 30x60 cm

Also available in 12"x24" Grip
8.5 mm thick

Quartzite 2

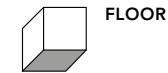
16"x32" 12"x24"



16"x32" . 40x80 cm

Colored Body Porcelain Pavers

ANSI A 137.1 compliant



FLOOR



MODERATE



0.79 in | 0.34 in
20 mm | 8.5 mm



ASTM C 1026
RESISTANT



ASTM C 373
~0.1%



ASTM C 650: CLASS A
ASTM C 1378: CLASS A



ASTM C 648: ~3000 lbf.



ANSI A326.3: 2021.
(DCOF): ≥0,60



HEAVY USE

Quartzite

Available as 8.5 mm thick tile




COLLECTIONS BOOK 2023
Pag. 114

16"x32" Pressed



Quartzite2
HQT210 Bianco



Quartzite2
HQT201 Sand



Quartzite2
HQT205 Gray



Quartzite2
HQT208 Dark Gray

Shade variation



Graphics number

Sizes	Quartzite2 HQT210 Bianco	Quartzite2 HQT201 Sand	Quartzite2 HQT205 Gray	Quartzite2 HQT208 Dark Gray
16"x32"	12	12	12	12

Packaging

Sizes	Pieces	Sq.Ft.	Lbs.	Boxes	Sq.Ft.	Lbs.
16"x32"	2	6.89	64.66	24	165.36	1552.00
16"x32" pool coping	2	6.89	62.31	-	-	-

Packaging 8.5 mm

Sizes	Pieces	Sq.Ft.	Lbs.	Boxes	Sq.Ft.	Lbs.
12"x24"	8	15.50	61.40	32	496.00	1932.48

Quartzite 2

16"x32"

HQT²



Stone Effect

Stone Effect

Quartzite 2

16"x32"

HQT²



Stone Effect

Stone Effect

Quartzite 2

16"x32"



SOQT10
Quartzite2 HQT210 Bianco
16"x32" . 40x80 cm



SOQT01
Quartzite2 HQT201 Sand
16"x32" . 40x80 cm



SOQT05
Quartzite2 HQT205 Gray
16"x32" . 40x80 cm



SOQT08
Quartzite2 HQT208 Dark Gray
16"x32" . 40x80 cm



SOQT10MC
Quartzite2 HQT210 Bianco
Pool Coping with modern edge
16"x32" . 40x80 cm



SOQT01MC
Quartzite2 HQT201 Sand
Pool Coping with modern edge
16"x32" . 40x80 cm



SOQT05MC
Quartzite2 HQT205 Gray
Pool Coping with modern edge
16"x32" . 40x80 cm



SOQT08MC
Quartzite2 HQT208 Dark Gray
Pool Coping with modern edge
16"x32" . 40x80 cm

Also available in 12"x24" Grip
8.5 mm thick



G8QT10GRIR
Quartzite
HQT10 Bianco **Grip Rect.**
12"x24" . 30x60 cm



G8QT01GRIR
Quartzite
HQT01 Sand **Grip Rect.**
12"x24" . 30x60 cm



G8QT05GRIR
Quartzite
HQT05 Gray **Grip Rect.**
12"x24" . 30x60 cm



G8QT08GRIR
Quartzite
HQT08 Dark Gray **Grip Rect.**
12"x24" . 30x60 cm



Floor: Quartzite2 HQT205 Gray 16"x32"


Stone Effect

Stone Effect

Chamonix **2**

24"x24"

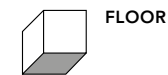
Pressed



24"x24" . 60x60 cm

Colored Body Porcelain Pavers

ANSI A 137.1 compliant



FLOOR



MODERATE



0.79 in
20 mm



ASTM C 1026
RESISTANT



ASTM C 373
~0.1%



ASTM C 650: CLASS A
ASTM C 1378: CLASS A



ASTM C 648: ~3000 lbf.



ANSI A326.3: 2021.
(DCOF): ≥0,60



HEAVY USE



Chamonix2
HCX210 Bianco



Chamonix2
HCX201 Beige



Chamonix2
HCX205 Gray



Chamonix2
HCX208 Dark Gray

Shade variation



Graphics number

Sizes	Chamonix2 HCX210 Bianco	Chamonix2 HCX201 Beige	Chamonix2 HCX205 Gray	Chamonix2 HCX208 Dark Gray
24"x24"	20	20	20	20

Packaging

Sizes	Pieces	Sq.Ft.	Lbs.	Boxes	Sq.Ft.	Lbs.
24"x24"	2	7.75	71.17	32	248.00	2277.30
12"x24" pool coping	2	3.87	35.58	-	-	-
12"x24" pool coping (3cm thick)	1	1.94	17.80	-	-	-

Chamonix

Available as 8.5 mm thick tile



COLLECTIONS BOOK 2023
Pag. 130

Chamonix 2


24"x24"

HCX²

Stone Effect



56 Floor: Chamonix2 HCX210 Bianco 24"x24" - Chamonix2 HCX310 Bianco Pool Coping 12"x24"



Stone Effect

57 Floor: Chamonix2 HCX201 Beige 24"x24" - Chamonix2 HCX301 Beige Pool coping 12"x24"

Chamonix 2


24"x24"

HCX²

Stone Effect



58 Floor: Chamonix2 HCX208 Dark Gray 24"x24"



Stone Effect

59 Floor: Chamonix2 HCX205 Gray 24"x24"

Chamonix 2

24"x24"



S9CX10
Chamonix2 HCX210 Bianco
24"x24" . 60x60 cm



S9CX01
Chamonix2 HCX201 Beige
24"x24" . 60x60 cm



S9CX05
Chamonix2 HCX205 Gray
24"x24" . 60x60 cm



S9CX08
Chamonix2 HCX208 Dark Gray
24"x24" . 60x60 cm



S8CX10MC
Chamonix2 HCX210 Bianco
Pool Coping with modern edge
12"x24" . 30x60 cm



S8CX01MC
Chamonix2 HCX201 Beige
Pool Coping with modern edge
12"x24" . 30x60 cm



S8CX05MC
Chamonix2 HCX205 Gray
Pool Coping with modern edge
12"x24" . 30x60 cm



S8CX08MC
Chamonix2 HCX208 Dark Gray
Pool Coping with modern edge
12"x24" . 30x60 cm




T8CX10G30R
Chamonix2 HCX310 Bianco
Pool Coping with modern edge
12"x24" . 30x60 cm
1.18" - 3 cm thick*



T8CX05G30R
Chamonix2 HCX305 Gray
Pool Coping with modern edge
12"x24" . 30x60 cm
1.18" - 3 cm thick*

West 57th **2**

24"x24"



24"x24" . 60x60 cm

Colored Body Porcelain Pavers

Pressed

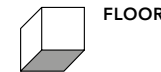


West 57th2
HWS210 Bianco



West 57th2
HWS205 Gray

ANSI A 137.1 compliant



FLOOR



MODERATE



0.79 in
20 mm



ASTM C 1026
RESISTANT



ASTM C 373
~0.1%



ASTM C 650: CLASS A
ASTM C 1378: CLASS A



ASTM C 648: ~3000 lbf.



ANSI A326.3: 2021.
(DCOF): ≥0,60



HEAVY USE

Shade variation



Graphics number

Sizes	West 57th2 HWS210 Bianco	West 57th2 HWS205 Gray
24"x24"	14	14

Packaging

Sizes	Pieces	Sq.Ft.	Lbs.	Boxes	Sq.Ft.	Lbs.
24"x24"	2	7.75	71.17	32	248.00	2277.30
12"x24" pool coping	2	3.87	35.58	-	-	-

West 57th

Available as 8.5 mm thick tile



COLLECTIONS BOOK 2023
Pag. 140

West 57th 2


24"x24"

HWS²



Stone Effect

Stone Effect



Floor: West 57th2 HWS210 Bianco 24"X24"

West 57th 2


24"x24"




S9WS60U
West 57th2 HWS210 Bianco
24"x24" . 60x60 cm



S9WS55U
West 57th2 HWS205 Gray
24"x24" . 60x60 cm




S8WS10MC
West 57th2 HWS210 Bianco
Pool Coping with modern edge
12"x24" . 30x60 cm



S8WS05MC
West 57th2 HWS205 Gray
Pool Coping with modern edge
12"x24" . 30x60 cm

Gotham 2

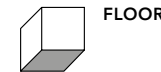
24"x24"



24"x24" . 60x60 cm

Colored Body Porcelain Pavers

ANSI A 137.1 compliant



FLOOR



RANDOM



0.79 in
20 mm



ASTM C 1026
RESISTANT



ASTM C 373
~0.1%



ASTM C 650: CLASS A
ASTM C 1378: CLASS A



ASTM C 648: ~3000 lbf.



ANSI A326.3: 2021.
(DCOF): ≥0,60



HEAVY USE

Gotham

Available as 8.5 mm thick tile



COLLECTIONS BOOK 2023
Pag. 156

Pressed



Gotham2
HGO210 Bianco



Gotham2
HGO205 Gray



Gotham2
HGO208 Nero



Shade variation



Graphics number

Sizes	Gotham2 HGO210 Bianco	Gotham2 HGO205 Gray	Gotham2 HGO208 Nero
24"x24"	39	14	24

Packaging

Sizes	Pieces					
		Sq.Ft.	Lbs.	Boxes	Sq.Ft.	Lbs.
24"x24"	2	7.75	71.17	32	248.00	2277.30
12"x24" pool coping	2	3.87	35.58	-	-	-
12"x24" pool coping (3cm thick)	1	1.94	17.80	-	-	-



Floor: Gotham2 HGO210 Bianco 24"x24"

Gotham 2

24"x24"



S9GO60U
Gotham2 HGO210 Bianco
24"x24" . 60x60 cm



S9GO55U
Gotham2 HGO205 Gray**
24"x24" . 60x60 cm



S9GO58U
Gotham2 HGO208 Nero
24"x24" . 60x60 cm



S8GO10MC
Gotham2 HGO210 Bianco
Pool Coping with modern edge
12"x24" . 30x60 cm



S8GO05MC
Gotham2 HGO205 Gray
Pool Coping with modern edge
12"x24" . 30x60 cm



S8GO08MC
Gotham2 HGO208 Nero
Pool Coping with modern edge
12"x24" . 30x60 cm



T8GO10G30R
Gotham2 HGO310 Bianco
Pool Coping with modern edge
12"x24" . 30x60 cm
1.18" - 3 cm thick*



T8GO05G30R
Gotham2 HGO305 Gray
Pool Coping with modern edge
12"x24" . 30x60 cm
1.18" - 3 cm thick*

** Available in modular pattern
More details on page. 73

Gotham 2

24"x24"




Stone Effect


Modular Pattern

HGO²

Gotham 2 Layout



Formats	Module		Sold in increments of	
	pieces	Sq.Ft.	pieces	Sq.Ft.
12"x12"	1	0.97	6	5.82
12"x24"	1	1.94	6	11.64
24"x24"	1	3.87	6	23.22
Total	3	6.78	18	40.70



24"x24"
60x60 cm 12"x24"
30x60 cm 12"x12"
30x30 cm

Stone Effect

AVAILABLE ON RANGES

Gotham 2



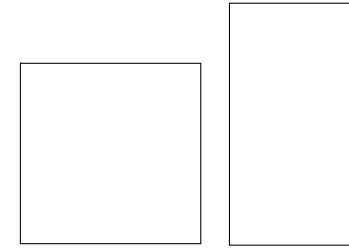
MSGO55MOD
Gotham2 HGO205 Gray

These items are supplied rectified and ready for installation in a modular pattern. According to the quantities required, as per the table. Product will be invoiced as 3 separate items.

Travstone 2

24"x24" 16"x32"

Pressed



24"x24" . 60x60 cm 16"x32" . 40x80 cm

Colored Body Porcelain Pavers

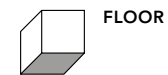


Travstone2
HTS201 Beige



Travstone2
HTS205 Gray

ANSI A 137.1 compliant



FLOOR



HIGH



0.79 in
20 mm



ASTM C 1026
RESISTANT



ASTM C 373
~0.1%



ASTM C 650: CLASS A
ASTM C 1378: CLASS A



ASTM C 648: ~3000 lbf.



ANSI A326.3: 2021.
(DCOF): ≥0,60



HEAVY USE

Shade variation



Graphics number

Sizes	Travstone2 HTS201 Beige	Travstone2 HTS205 Gray
24"x24"	24	12
16"x32"	20	12

Packaging

Sizes	Pieces					
		Sq.Ft.	Lbs.	Boxes	Sq.Ft.	Lbs.
24"x24"	2	7.75	71.17	32	248.00	2277.30
16"x32"	2	6.89	64.66	24	165.36	1552.00
16"x32" pool coping	2	6.89	64.66	-	-	-
12"x24" pool coping	2	3.87	35.58	-	-	-
12"x24" pool coping (3cm thick)	1	1.94	17.80	-	-	-

Travstone 2

24"x24" 16"x32"

HTS²

Stone Effect



Stone Effect

Travstone 2

24"x24" 16"x32"



S9TS51U
Travstone2 HTS201 Beige**
24"x24" . 60x60 cm



SOTS51U
Travstone2 HTS201 Beige
16"x32" . 40x80 cm



S9TS55U
Travstone2 HTS205 Gray
24"x24" . 60x60 cm



SOTS55U
Travstone2 HTS205 Gray
16"x32" . 40x80 cm



S8TS01MC
Travstone2 HTS201 Beige
Pool Coping with modern edge
12"x24" . 30x60 cm



SOTS01MC
Travstone2 HTS201 Beige
Pool Coping with modern edge
16"x32" . 40x80 cm



S8TS05MC
Travstone2 HTS205 Gray
Pool Coping with modern edge
12"x24" . 30x60 cm



SOTS05MC
Travstone2 HTS205 Gray
Pool Coping with modern edge
16"x32" . 40x80 cm



T8TS01G30R
Travstone2 HTS301 Beige
Pool Coping with modern edge
12"x24" . 30x60 cm
1.18" - 3 cm thick*



T8TS05G30R
Travstone2 HTS305 Gray
Pool Coping with modern edge
12"x24" . 30x60 cm
1.18" - 3 cm thick*

** Available in modular pattern
More details on page. 81

Travstone 2

24"x24" 16"x32"



Stone Effect


Modular Pattern

HTS²

Travstone 2 Layout



Formats	Module		Sold in increments of	
	pieces	Sq.Ft.	pieces	Sq.Ft.
12"x12"	1	0.97	6	5.82
12"x24"	1	1.94	6	11.64
24"x24"	1	3.87	6	23.22
Total	3	6.78	18	40.70



24"x24"
60x60 cm 12"x24"
30x60 cm 12"x12"
30x30 cm

Stone Effect

AVAILABLE ON RANGES

Travstone 2



MSGO55MOD
Travstone2 HTS201 Beige


These items are supplied rectified and ready for installation in a modular pattern. According to the quantities required, as per the table. Product will be invoiced as 3 separate items.

Marble Effect

Nature **2** 84

Nature 2

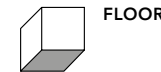
24"x24"



24"x24" . 60x60 cm

Colored Body Porcelain Pavers

ANSI A 137.1 compliant



FLOOR



MODERATE



0.79 in
20 mm



ASTM C 1026
RESISTANT



ASTM C 373
~0.1%



ASTM C 650: CLASS A
ASTM C 1378: CLASS A



ASTM C 648: ~3000 lbf.



ANSI A326.3: 2021.
(DCOF): ≥0,60



HEAVY USE

Nature

Available as 8.5 mm thick tile



COLLECTIONS BOOK 2023
Pag. 164

Pressed





Nature2
HNA220 Carrara



Nature2
HNA205 Dolomite



Shade variation



Graphics number

Sizes	Nature2 HNA220 Carrara	Nature2 HNA205 Dolomite
24"x24"	16	16

Packaging

Sizes	Pieces						
		Sq.Ft.	Lbs.	Boxes	Sq.Ft.	Lbs.	
24"x24"	2	7.75	71.17	32	248.00	2277.30	
12"x24" pool coping	2	3.87	35.58	-	-	-	

Nature 2

24"x24"

HNA²



Marble Effect

Marble Effect

Nature 2

24"x24"



Marble Effect

Marble Effect

Nature 2

24"x24"

Marble Effect



Marble Effect



Floor: Nature2 HNA220 Carrara 24"x24" - Nature2 HNA220 Carrara Pool Coping 12"x24"

Nature 2

24"x24"



S9NA20
 Nature2 HNA220 Carrara
 24"x24" . 60x60 cm



S9NA05
 Nature2 HNA205 Dolomite
 24"x24" . 60x60 cm



S8NA20MC
 Nature2 HNA220 Carrara
 Pool Coping with modern edge
 12"x24" . 30x60 cm




S8NA05MC
 Nature2 HNA205 Dolomite
 Pool Coping with modern edge
 12"x24" . 30x60 cm

Concrete Effect

Essential **2** 96

Essential 2

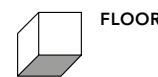
24"x24"



24"x24" . 60x60 cm

Colored Body Porcelain Pavers

ANSI A 137.1 compliant



FLOOR



MODERATE



0.79 in
20 mm



ASTM C 1026
RESISTANT



ASTM C 373
~0.1%



ASTM C 650: CLASS A
ASTM C 1378: CLASS A



ASTM C 648: ~3000 lbf.



ANSI A326.3: 2021.
(DCOF): ≥0,60



HEAVY USE

Essential

Available as 8.5 mm thick tile



COLLECTIONS BOOK 2023
Pag. 208

Pressed



Essential2
HET201 Beige



Essential2
HET210 White




Essential2
HET205 Gray



Essential2
HET208 Graphite

Shade variation



Graphics number

Sizes	Essential2 HET201 Beige	Essential2 HET10 White	Essential2 HET205 Gray	Essential2 HET208 Graphite
24"x24"	20	20	20	20

Packaging

Sizes						
	Pieces	Sq.Ft.	Lbs.	Boxes	Sq.Ft.	Lbs.
24"x24"	2	7.75	71.17	32	248.00	2277.30
12"x24" pool coping	2	3.87	35.58	-	-	-

Essential 2

24"x24"

HET²



Concrete Effect

Concrete Effect

Essential 2

24"x24"

HET²

Concrete Effect



Concrete Effect

Essential 2

24"x24"

HET²

Concrete Effect



Concrete Effect

Essential 2

24"x24"



S9ET01
Essential2 HET201 Beige
24"x24" . 60x60 cm



S9ET10
Essential2 HET210 White
24"x24" . 60x60 cm



S9ET05
Essential2 HET205 Gray
24"x24" . 60x60 cm



S9ET08
Essential2 HET208 Graphite
24"x24" . 60x60 cm



S8ET01MC
Essential2 HET201 Beige
Pool Coping with modern edge
12"x24" . 30x60 cm



S8ET10MC
Essential2 HET210 White
Pool Coping with modern edge
12"x24" . 30x60 cm



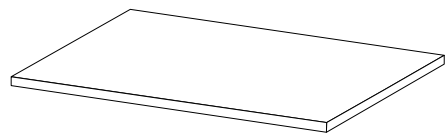
S8ET05MC
Essential2 HET205 Gray
Pool Coping with modern edge
12"x24" . 30x60 cm



S8ET08MC
Essential2 HET208 Graphite
Pool Coping with modern edge
12"x24" . 30x60 cm

Pool Coping

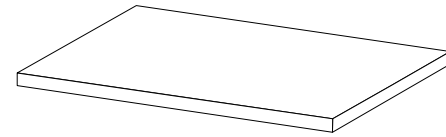
Pool Coping with modern edge
20 mm thick



Sizes		Page
16"x48"	Monteverde 2	30
16"x32"	Arbor 2	28
	New England 2	38
	Quartzite 2	46
	Travstone 2	74
	12"x24"	New England 2
	Chamonix 2	55
	West 57th 2	62
	Gotham 2	69
	Travstone 2	74
	Nature 2	84
	Essential 2	96

Pool Coping with modern edge
30 mm thick

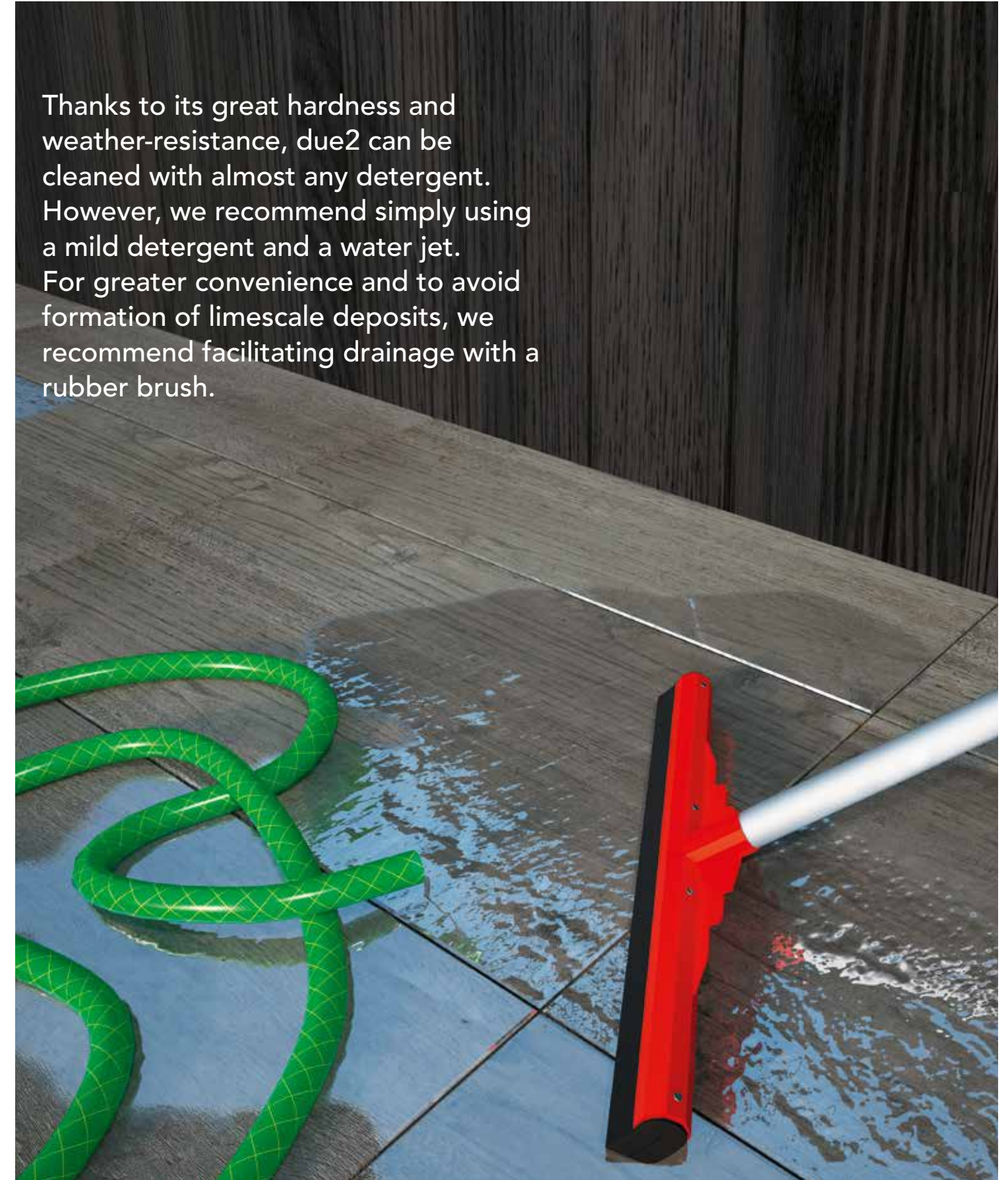
MADE IN ITALY



Sizes		Page
12"x24"	Chamonix 2 (Bianco - Gray)	84
	Gotham 2 (Bianco - Gray)	69
	Travstone 2 (Beige - Gray)	74

Cleaning and Maintenance

Thanks to its great hardness and weather-resistance, due2 can be cleaned with almost any detergent. However, we recommend simply using a mild detergent and a water jet. For greater convenience and to avoid formation of limescale deposits, we recommend facilitating drainage with a rubber brush.



Technical characteristics

TECHNICAL CHARACTERISTICS AND INTERNATIONAL STANDARDS

Our first choice porcelain tiles are compliant with ISO 13006 & ANSI A137.1 standard. They fall within the tolerances defined by the standard. The valuation of the appearance of the tiles shall be performed, as defined by the standard, placing tiles on a viewing board and examining it (perpendicularly) from a distance of at least 1 meter (3.3 feet). Defects of tiles can be of two types: noticeable (already visible before setting, such as color differences, surface defects, fractures, etc) or hidden (not visible before setting). Claims about noticeable defects may be made only before tiles are installed, allowing the manufacturer to replace any defective material. However, if the buyer or tile installer decides to proceed with installation, the responsibility resides with the installer. No claims will be accepted regarding installed product. Responsibility for hidden defects remains with the producer if these are notified within the legal time limits.





RECOMMENDATIONS FOR USE

No laboratory test, however efficient it may be, is sufficient to determine the durability of a product. Apart from the obvious factor of the number of foot contacts, durability can also be influenced by the technical characteristics of the product, location of the installation and the possible presence of abrasive agents. We therefore recommend not only that products should be chosen with resistance characteristics that are sufficient for the intended use, as shown in the following chart, but also that floors should be protected against sand, grit and other abrasives with the use of mats and other suitable protection.

See www.delconcausa.com/download/edpceramictile.pdf to download the EPD report covering Del Conca USA products.

Key to symbols

SHADE VARIATIONS

	LOW Uniform colour with only minimal differences between tiles in the same production run.
	MODERATE Clearly distinguishable differences in texture and pattern within the same production run.
	HIGH Significant variation in texture, pattern and colour from tile to tile within the same production run. The colour range should be viewed before selecting the material.
	RANDOM Random differences from tile to tile. One tile may have totally different texture and colour from another. The colour range should be viewed before selecting the material.












RECOMMENDED USE

	Recommended for floors for medium-light use, as in private homes, with the exception of kitchens and rooms with direct outdoor access.
	Recommended for all rooms in the house and for business premises with medium use.
	Recommended for all rooms indoors and outdoors and for business premises in general.

ANSI A 137.1

due 2

Colored Body Porcelain Pavers 20 mm thick

	Established limits	Performances	Norms
 Water absorption	≤ 0,5%	~ 0,1%	ASTM C 373
 Breaking strength (1)	≥ 250 lbf.	~3000 lbf.	ASTM C 648
 Frost resistance	Resistant	Resistant	ASTM C 1026
 Resistance to thermal shock	Resistant	Resistant	ASTM C 484
 Average breaking load for raised floor installation (2)		Classe 1 16"x32" : > 4 kN 24"x24" : > 4 kN Classe 2 16"x48" : > 6 kN	EN 12825*
 Mechanical strength (3)		16"x48" : U3 16"x32" : U4 24"x24" : U7	EN 1339-F*
 Slip resistance (DCOF)	≥ 0,42	≥ 0,60	ANSI A326.3: 2021. (DCOF)
 Chemical resistance	As reported	Class: A	ASTM C 650
 Stain resistance	As reported	Class: A	ASTM C 1378
 Recommended use			

* Tests carried out on a different type from that for which the standard is issued

- (1) It states the resistance of a sample piece, leaning on three spots, to a concentrated load placed in the middle.
- (2) It shows the resistance, on raised floor laying as suggested by the catalogue, to a concentrated load applied in the middle.
- (3) It shows the breaking resistance through bending of the product in full size. The load is applied through a horizontal cylinder placed in the middle.



Tile Council of North America (TCNA)

TCNA is the trade association representing manufacturers of ceramic tile, tile installation materials, tile equipment, raw materials, and other tile-related products of North America.

For further information, please visit www.delconcausa.com

The company reserves the right to make any change to products and features shown in this catalogue.
All colors are purely a guide.

Any kind of copy of this catalogue, even partial reproduction, is prohibited.

© 2024 Del Conca USA, Inc. All rights reserved.

JANUARY / 2024



Del Conca USA, Inc. - 155 Del Conca Way
Loudon, TN 37774 - USA
Tel 865.657.3550 - Fax 865.657.3554
www.delconcausa.com - sales@delconcausa.com