

IMPACT

A BETTER FLOOR



LUXURY VINYL PLANK

ELEVATE

5.0 MM

RESPONSIVE



ELEVATE

LUXURY VINYL PLANK

RESPONSIVE



SIZE: 9" x 60" nom

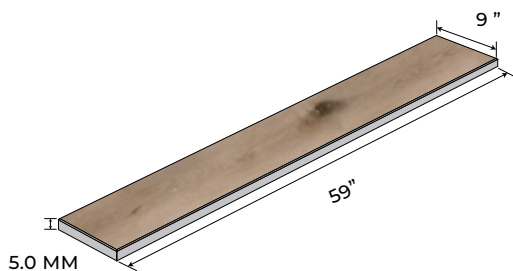
THICKNESS: 5.0 MM

WEAR LAYER: 22 MIL | 0.55 MM

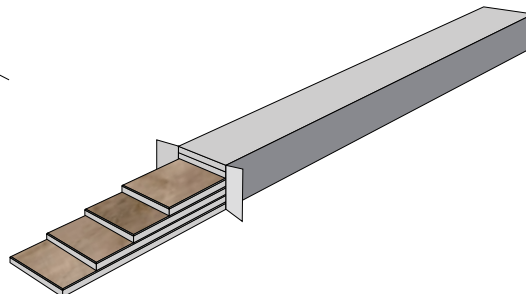
PIECES: 6 PER CARTON

COVERAGE: 22.28 SQ FT / 2.07 M² / CARTON

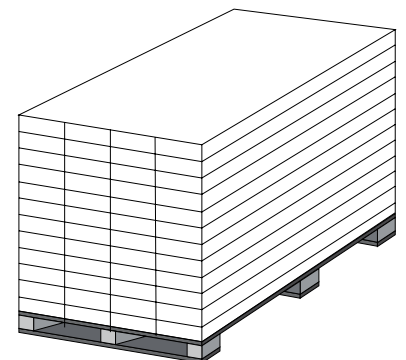
INSTALLATION: LOOSE LAY LVP



9" x 59" x 5.0 mm
230 mm x 1500 mm x 5 mm
22 MIL / 0.55 mm



6 PCS / CARTON
22.28 SQ.FT / CARTON
2.07 SQ.M / CARTON



48 CARTONS / PALLET

ELEVATE

LUXURY VINYL PLANK


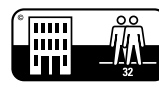


LOOSE LAY FOR COMMERCIAL AND LIGHT INDUSTRY | PUR POLYURETHANE REINFORCEMENT | PRODUCT STANDARD: ISO 10582

CERTIFICATION & CLASSIFICATION	STANDARDS	ELEVATE
TYPE OF FLOOR COVERING	ISO 10582	LUXURY VINYL PLANK
CE CERTIFICATION	EN 14041	YES
CLASSIFICATION	EN ISO 10874	COMMERCIAL: 32 LIGHT INDUSTRIAL: 42
TECHNICAL CHARACTERISTICS	STANDARDS	ELEVATE
TOTAL THICKNESS	EN ISO 2436 (EN 428)	5.0 MM
WEAR LAYER THICKNESS	EN ISO 24340 (EN 429)	0.55 MM / 22 MIL
SURFACE TREATMENT	UV TREATED	PUR
MASS PER UNIT AREA	EN ISO 23997 (EN 430)	9590 G/M ²
WEAR LAYER BINDER CONTENT	ISO 10582	TYPE I
FORM OF DELIVERY	EN ISO 24342 (EN 427) PLANKS BOX	9" X 60" nom 6 PLANKS / CARTON = 22.28 SF 230 X 1500 MM 6 PLANKS / CARTON = 2.07 M ²
TECHNICAL PERFORMANCE	STANDARDS	ELEVATE
DIMENSIONAL STABILITY	EN ISO 23999 (EN 434)	≤ 0.20 %
REACTION TO FIRE	EN 13501 – 1	CLASS B _{FL} - S1
RESIDUAL INDENTATION	EN ISO 24343-1 (EN 433)	≤ 0.10 MM
WEAR RESISTANCE	EN 660-1	GROUP T
CASTOR CHAIR	EN ISO 4918 (EN 425)	NO DAMAGE
CURL RESULTANT TO HEAT	EN ISO 23999 (EN 434)	≤ 2 MM
LIGHT FASTNESS	EN ISO 105 – B02	≥ GRADE 6
RESISTANCE TO STAIN	EN 438	GRADE 5
RESISTANCE TO CHEMICALS	EN ISO 26987 (EN 423)	GOOD RESISTANCE
SLIP RESISTANCE	DIN 51130 EN 13893	R 10 CLASS DS
FLEXIBILITY	ISO 24344	20 MM
IMPACT SOUND IMPROVEMENT	ISO 717-2	ΔL _w = 19 dB




ISO 9001
ISO 14001
ISO 18001



LAYER DIAGRAM

TOTAL THICKNESS: 5.0 MM



FEATURES & BENEFITS



Superior Scratch
& Stain Resistant



Zero
Maintenance



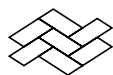
Easy
Clean



Natural Looking
Design



Heavy
Foot Traffic



Easy
Installation

APPLICATIONS



Corporate
Offices



Commercial
Establishments



Retail
Outlets



Hotels &
Hospitality

NOKOMIS
IMP-ELENK-27

RESPONSIVE 



NOKOMIS
IMP-ELENK-27

RESPONSIVE



A

B

C

D



GRAIN DETAIL

ANDRUSIA
IMP-ELEAN-28

RESPONSIVE 



ANDRUSIA
IMP-ELEAN-28

RESPONSIVE



A



B



C



D



GRAIN DETAIL

SUPERIOR
IMP-ELESU-29

RESPONSIVE 



SUPERIOR
TMP-ELESU-29

RESPONSIVE



A

B

C

D



GRAIN DETAIL

VERMILLION
IMP-ELEVE-30

RESPONSIVE 



VERMILLION
IMP-ELEVE-30

RESPONSIVE



A



B



C



D



GRAIN DETAIL

TAMARACK
IMP-ELETA-31

RESPONSIVE 



TAMARACK
IMP-ELETA-31

RESPONSIVE




A



B



C



D



GRAIN DETAIL

CLEARWATER

IMP-ELECL-32

RESPONSIVE 



CLEARWATER
IMP-ELECL-32

RESPONSIVE



A

B

C

D



GRAIN DETAIL

CARIBOU
IMP-ELECB-33

RESPONSIVE 



CARIBOU
IMP-ELECB-33

RESPONSIVE




A



B



C



D



GRAIN DETAIL

BURNTSIDE
IMP-ELEBS-34

RESPONSIVE 



BURNTSIDE
IMP-ELEBS-34

RESPONSIVE



A

B

C

D



GRAIN DETAIL