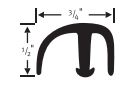


Joining Moldings – Carpet/Resilient

Bolick Stock

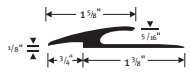
370 End Cap T

Butts up against edge of 1/2" material to lesser-gauge material. Uses 970, 980, or 990 track only.
Packing: 20-12' secs, 240 lin ft per carton



710 Carpet to Resilient Transition

Transitions 5/16" glue-down carpet to 1/8" resilient.
Packing: 10-12' secs, 120 lin ft per carton



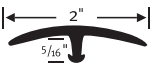
930 Snap-Down T

Snap-in T molding. Joins 1/4" or 5/16" material on each side. Uses 970, 980, or 990 track only.
Packing: 20-12' secs, 240 lin ft per carton



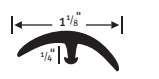
935 Super 2" T

Snap-in T molding. Joins 1/4" or 5/16" material on each side. Uses 970, 980, and 990 track only.
Packing: 20-12' secs, 240 lin ft per carton



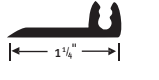
940 Standard Edge T

Joins 1/4" to lesser-gauge. 1 1/8" wide; 1/4" leg. Uses 970, 980, or 990 track only.
Packing: 20-12' secs, 240 lin ft per carton



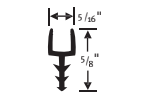
970 Single Flange Vinyl Track

For 1/4" and 1/2" leg T portions. Use with 360, 365, 930, 935 & 940 T's.
Packing: 20-12' secs, 240 lin ft per carton



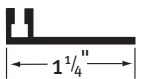
975 Vinyl Track Extender

Adds height up to 5/8" on Snap-in T molding for ceramic, wood, and laminates. Use with 970 track for 360, 365, 930, 935, and 940 T's.
Packing: 20-12' secs, 240 lin ft per carton



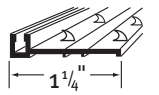
980 Pinless Metal Track

Designed to install T moldings 360, 365, 930, 935 and 940. Aluminum.
Packing: 48-12' secs, 576 lin ft per carton



990 Metal Track with pins

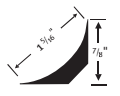
Designed to install T moldings 360, 365, 930, 935 and 940. Aluminum.
Packing: 48-12' secs, 576 lin ft per carton



Cove Supports

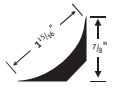
070 Cove Stick (Flexible)

Quarter-round. Supports sheet goods for coving. Forms 1" radius at 90° installation. Color: 401 White only.
Packing: 5-20' coils, 100 lin ft per carton



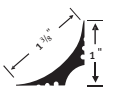
075 Cove Stick (Semi-Rigid)

Quarter round. Supports sheet goods for coving. Forms 1" radius at 90° installation. Color: 400 Natural only.
Packing: 100-5' secs, 500 lin ft per carton



725 Merstick

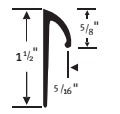
Coving support for sheet vinyl. Replaces wood cove. Forms 1" radius at 90° installation. Color: 400 Natural only.
Packing: 100-5' secs, 500 lin ft per carton



Edge Finishing Moldings

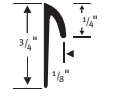
022 Carpet Cove Cap

Semi-rigid capping. For 1/4" and 5/16" coved carpet; one-man installation.
Packing: 20-12' secs, 240 lin ft per carton



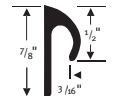
040 Round Cap 1/8"

Cap for coved sheet goods. 1/8" gauge; round top.
Packing: 50-12' secs, 600 lin ft per carton



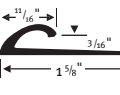
225 Flex Cove Cap

Cap for 3/16" coved/glue-down carpet.
Packing: 20-12' secs, 240 lin ft per carton



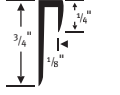
230 Mono Edge

Flexible capping. For 1/4" coved/glue-down carpet or grass; one-man installation.
Packing: 20-12' secs, 240 lin ft per carton



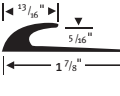
390 Square Cap 1/8"

Cap for 1/8" coved sheet vinyl.
Packing: 50-12' secs, 600 lin ft per carton



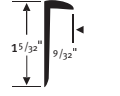
400 Custom Edge

Bevel-edge reducer. For 5/16" carpet; deep undercut.
Packing: 25-12' secs, 300 lin ft per carton



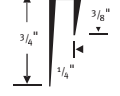
430 Mercap 9/32"

Cap for coved carpet, paneling, and ceramics. 9/32" inside dimension.
Packing: 50-12' secs, 600 lin ft per carton



450 Square Cap 1/4"

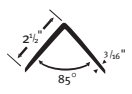
Square cap for coved carpets and wood panels.
Packing: 40-12' secs, 480 lin ft per carton



Corner Guards

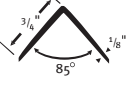
691 Flexible Corner Guard 2 1/2"

Corner protector. 2 1/2" returns; 3/16" thick; tapered ends.
Packing: 6-54" secs, 27 lin ft per carton and 6-108" secs, 54 lin ft per carton



693 Flexible Corner Guard 3/4"

Corner protector. 3/4" returns; 1/8" thick; tapered ends.
Packing: 20-54" secs, 90 lin ft per carton and 20-108" secs, 180 lin ft per carton



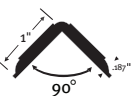
695 Flexible Corner Guard 1 1/2"

Corner protector. 1 1/2" returns; 1/8" thick; tapered ends.
Packing: 20-54" secs, 90 lin ft per carton and 20-108" secs, 180 lin ft per carton



696 Profiles Corner Guard 1"

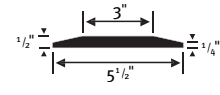
Designed to complement Mannington Edge Effects.
Packing: 20-96" secs, 160 lin ft per carton



Thresholds

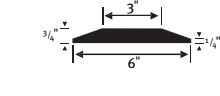
684 Full Saddle

5 1/2" wide door threshold adjoins 1/4". 1/2" to 1/4" taper in height. Multi-Purpose flooring, carpet, or ceramic.
Packing: 6-3' secs, 18 lin ft per carton



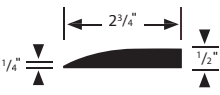
686 Full Saddle

6" wide door threshold adjoins 1/4" Multi-Purpose flooring or carpet. 3/4" to 1/4" taper in height.
Packing: 4-3' secs, 12 lin ft per carton



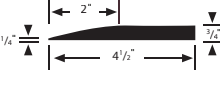
294 Half Saddle

2 3/4" wide door threshold adjoins 1/2" Multi-Purpose flooring or carpet.
Packing: 12-3' secs, 36 lin ft per carton



296 Half Saddle

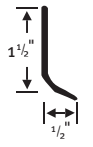
4 1/2" wide door threshold adjoins 3/4" Multi-Purpose flooring or carpet.
Packing: 4-3' secs, 12 lin ft per carton



Tub Moldings – Covs

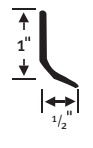
060 Tub Molding Self-Stick

High Gloss cove for bathtub, counter, and shelves; 1 1/2" height. Colors: 401 White and 403 Almond only.
Packing: 24-5' secs, 120 lin ft per carton



605 Tub Molding Self-Stick

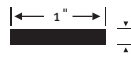
High Gloss cove for bathtub, counter, and shelves; 1" height. Colors: 401 White and 403 Almond only.
Packing: 24-5' secs, 120 lin ft per carton



Miscellaneous

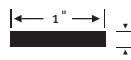
642 Feature Strip 3/32"

Accent strip for custom inlaid floors; 3/32" gauge. 1" x 36" x 3/32".
Packing: 50-3' secs, 150 lin ft per carton



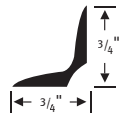
643 Feature Strip 1/8"

Accent strip for custom inlaid floors; 1/8" gauge. 1" x 36" x 1/8".
Packing: 50-3' secs, 150 lin ft per carton



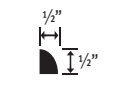
655 Utility Molding 3/4"

Finish molding for inside any right angle. Colors: 401 White and 403 Almond only.
Packing: 25-5' secs, 125 lin ft per carton



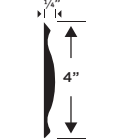
645 Quarter Round

1/2" quarter round with adhesive.
Packing: 20-12' secs, 240 lin ft per carton



650 Chair Rail

Resilient chair rail.
Packing: 5-12' secs, 60 lin ft per carton



Accord Colors

Accord Colors		Bolick Stock Colors	
Almond 403	Off White 244	Beach Sand 030	Light Gray 208
Frosted Jade 210	Mocha 597		
Cream 205	Baja 519	Sky Gray 663	Carmine Gray 674
Daffodil 820	Mango 070		
Desert Sand 118	Gray Beige 209	Jackalope 190	Ash 603
Sugar Snap 055	Geranium 966		
Ginger 503	Sandy Tan 112	Gray 204	Gray Blue 672
Mtn. Meadow 077	Peacock 120		
Tumbleweed 033	Clay 527	Moonbeam 050	Rocky 660
Dark Forest 331	Ocean Blue 115		
Pecan 504	Brown 502	BlackBrown 523	Charcoal 217
Black 701	875 Navy 875		

Abrasive Strip Inserts

Gray	Yellow	White	Orange	Red	Brick
Brown	Black	Hazard	Photoluminescent		

Most moldings, unless otherwise indicated, are available in 36 Accord system colors plus 244, 401, and 403 to match the Burke Collection tile, wall base and nosings. Custom colors and shapes are available. Minimums apply.

Matching vinyl and rubber Wall Base is available in 2 1/2", 4", 4 1/2", and 6" heights.

Also ask about our Burke Collection Tile and Stair Tread products including Treads, Stringers and Risers.

- Up-charge applies for photoluminescent insert.

- All floor moldings conform to current ADA requirements
- Manufactured of 100% first quality thermoplastic rubber and vinyl
- Extremely durable for outstanding wear in heavy traffic areas
- Flexible for easy installation

Always install in accordance with Mannington installation instructions, which are supplied with the product and may be downloaded at manningtoncommercial.com.

Burke
COLLECTION

Mannington
COMMERCIAL



FINISHING ACCESSORIES

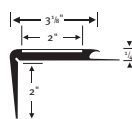
Installer's
POCKET GUIDE

Bolick Stock

Safety Nosings

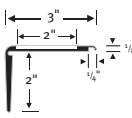
557 Visual Safety Nosing

Contrasting insert for Visually Impaired. Accepts 1/4" with lip. Available in any interchangeable combination of the 36 Accord colors. Pick a color for the nosing and the strip from 36 Accord colors. *Packing: 6-12' secs, 72 lin ft per carton*



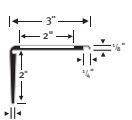
577 Visual Safety Nosing for 1/8" Material

Contrasting color insert for Visually Impaired. Available in any interchangeable combination of the 36 Accord colors. Pick a color for the nosing and the strip from 36 Accord colors. *Packing: 10-12' secs, 120 lin ft per carton*



578 Visual Abrasive Safety Nosing for 1/8" Material

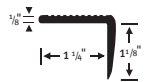
Visual Abrasive Safety Nosing for 1/8" Material. Pick a color for the nosing from 36 Accord colors and a color from the nine abrasive tape colors. *Packing: 10-12' secs, 120 lin ft per carton*



Stair Nosings

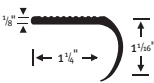
510 Top-Set Nosing (Square Nose)

Covers leading edge of step. May be used over vinyl and sheet goods. *Packing: 20-12' secs, 240 lin ft per carton*



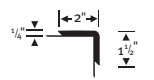
511 Top-Set Nosing (Round Nose)

Covers leading edge of step. May be used over vinyl and sheet goods. *Packing: 20-12' secs, 240 lin ft per carton*



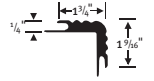
560 Double Butt Carpet Stair Nosing

For square nose step. Double butt edge; smooth surface; accommodates step and riser. For 1/4" carpet installations. *Packing: 10-12' secs, 120 lin ft per carton*



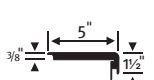
565 Double Undercut Carpet Stair Nosing

For 1/4" and 5/16" carpet. Accommodates step and riser; with ribbed surface. *Packing: 10-12' secs, 120 lin ft per carton*



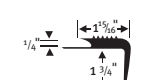
566 Double Undercut Carpet Nosing 3/8"

Accommodates 3/8" Multi-Purpose resilient flooring or carpet on both step and riser. *Packing: 4-12' secs, 48 lin ft per carton*



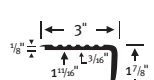
570 Superior Carpet Stair Nosing

Friction-Grip nosing for use when only step is covered. Undercut for 1/4" and 5/16" carpet. *Packing: 10-12' secs, 120 lin ft per carton*



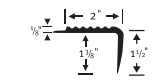
575 Overlap Stair Nosing

Nosing with deep grooves and overlap lip. Accepts material to 1/8" with lip, to 3/16" without lip. *Packing: 10-12' secs, 120 lin ft per carton*



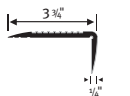
580 Commercial Step Nosing

Square step nosing for 1/8" material. Ribbed surface. *Packing: 10-12' secs, 120 lin ft per carton*



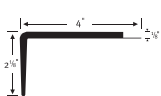
585 Top-Set Nosing for 1/4", 1/8" or .080" Material

Ribbed surface nosing can be cut along pre-grooved channels to adjoin 1/4", 1/8" or .080" resilient flooring materials. *Packing: 10-12' secs, 120 lin ft per carton*



ESN Stair Nosing

Deep reach nosing for top step or landing area installations. Butts to .100" or 1/8" flooring. *Packing: 10-12' secs, 120 lin ft per carton*

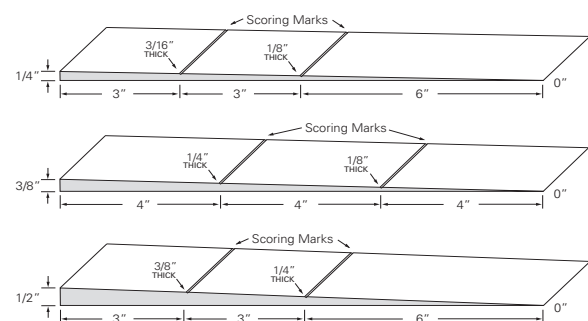


THE EQUALIZER

Subfloor Transition System

190, 191, 192 Transitions

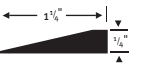
190: Butts to reduce from 1/4" to 0" in a 12" wide span. Can be cut at scoreline to reducer height as indicated. *Packing: 10-4' secs, 40 lin ft per carton*
 191: Butts to reduce from 3/8" to 0" in a 12" wide span. Can be cut at scoreline to reducer height as indicated. *Packing: 5-4' secs, 20 lin ft per carton*
 192: Butts to reduce from 1/2" to 0" in a 12" wide span. Can be cut at scoreline to reducer height as indicated. *Packing: 5-4' secs, 20 lin ft per carton*



Reducers

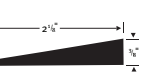
140 Carpet Reducer 1/4"

Reduces 1/4" flooring to 0". 1 1/4" transition. *Packing: 15-20' coils, 300 lin ft per carton*



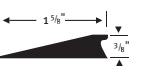
144 Butt-to Reducer 3/8"

Edge reducer for 3/8" material in a 2 1/8" width for wheeled traffic. *Packing: 2-50' coils, 100 lin ft per carton*



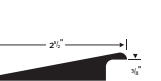
146 Universal Reducer 3/8"

Reduces 3/8" materials to 0". 1 5/8" transition. *Packing: 10-12' secs, 120 lin ft per carton*



147 Overlap Reducer 3/8"

Reducer overlaps 3/8" Multi-Purpose resilient flooring or carpet. 2 1/2" transition. *Packing: 10-12' secs, 120 lin ft per carton*



148 Material to Substrate Reducer

Reduces 3/8" materials to substrate surface in a 4" wide span. *Packing: 10-12' secs, 120 lin ft per carton*



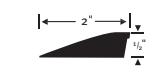
149 Material to Substrate Reducer

Reduces 1/2" materials to substrate surface in a 4" wide span. *Packing: 5-12' secs, 60 lin ft per carton*



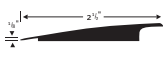
160 Universal Reducer

Edge reducer for 1/2" materials. 2" transition. *Packing: 10-12' secs, 120 lin ft per carton*



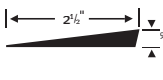
165 Carpet to Resilient Reducer 1/4"

Reduces 1/4" to 1/8" resilient in a 2 1/2" wide span for wheeled traffic. *Packing: 10-12' secs, 120 lin ft per carton*



170 Carpet Transitional Reducer

9/32" reducer with 2 1/2" transition. *Packing: 10-12' coils, 120 lin ft per carton*



174 Wedge Shape Reducer 1/8"

Adjoins 1/8". Reduces to 0" over a 4" run. Can be used as reducer or as subfloor transition in place of trowelable underlayment. *Packing: 1-100' coil, 100 lin ft per carton*



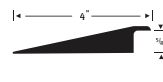
175 Carpet Ramp

1/4" reducer with 4" transition. For heavy rolling traffic. *Packing: 10-12' secs, 120 lin ft per carton*



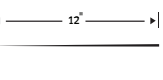
176 Laminate to Substrate Reducer

Reduces 5/8" laminate to substrate surface in a 4" wide span. *Packing: 6-12' secs, 72 lin ft per carton*



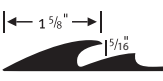
189 Wide Reducer

Butts to reduce from 1/8" to 0" in a 12" wide span. *Packing: 20-4' secs, 80 lin ft per carton*



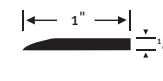
200 Royal Commercial Reducer

Transition reducer. 5/16" undercut for use with tackless or double-stick installations. *Packing: 10-12' secs, 120 lin ft per carton*



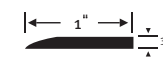
630 Tile Reducer 1/16"

Butts to reduce gauge of resilient to 0". 1" x 36" x 1/16". *Packing: 50-3' secs, or 2-100' coils*



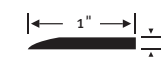
632 Tile Reducer 3/32"

Butts to reduce gauge of resilient to 0". 1" x 36" x 3/32". *Packing: 50-3' secs, or 2-100' coils*



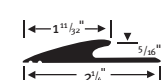
633 Tile Reducer 1/8"

Butts to reduce gauge of resilient to 0". 1" x 36" x 1/8". *Packing: 50-3' secs, or 2-100' coils*



700 Imperial Reducer 5/16"

1 11/32" transition reducer. For glue-down carpet; 5/16" undercut. Can be trimmed to butt to tile. *Packing: 20-12' secs, 240 lin ft per carton*



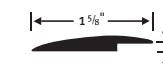
705 Super Imperial Reducer

1 15/16" heavy duty transition reducer. For glue-down carpet; 5/16" undercut. Can be trimmed to butt to tile. *Packing: 10-12' secs, 120 lin ft per carton*



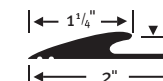
733 (Self-Stick) & 735 (Dry Back) Underslung Reducer

Binder-Bar edging for 1/16" - 1/8" resilient floors. With self-stick or dry back. *Packing: 22-3' secs, 66 lin ft self-stick; 2-35' coils, 70 lin ft dry back per carton*



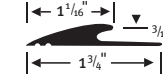
800 Imperial Reducer 1/4"

1 1/4" transition reducer. For glue-down carpet; 1/4" undercut. Can be trimmed to butt to resilient tile. *Packing: 20-12' secs, 240 lin ft per carton*



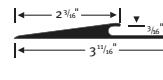
900 Imperial Reducer 3/16"

1 1/16" transition reducer. For glue-down carpet; 3/16" undercut. Can be trimmed to butt to resilient tile. *Packing: 20-12' secs, 240 lin ft per carton*



901 Superior Imperial Reducer 3/16"

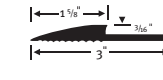
2 3/16" transition reducer. For glue-down carpet; 3/16" undercut. *Packing: 1-50' coil, 50 lin ft per carton*



Mat Edge Moldings

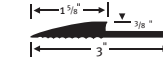
420 Mat Edging

Flexible vinyl for protecting edges of floor mats. 3/16" butt edge. 1 5/8" transition. *Packing: 2-50' secs, 100 lin ft per carton*
 Minimums may apply.



425 Mat Edging

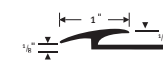
Flexible vinyl for protecting edges of floor mats. 3/8" butt edge. 1 5/8" transition. *Packing: 2-50' secs, 100 lin ft per carton*
 Minimums may apply.



Joining Moldings – Carpet/Resilient

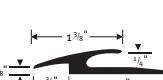
150 Tile-Carpet Joiner

One-piece molding. Joins 1/4" carpet to 1/8" tile. *Packing: 25-12' secs, 300 lin ft per carton*



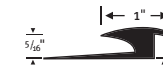
152 Carpet to Resilient Transition

Transitions 1/4" or 5/16" glue-down carpet to 1/16" to 1/8" resilient. *Packing: 20-12' secs, 240 lin ft per carton*



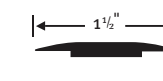
153 Cerco Bar 3/8"

One-piece molding for joining 5/16" carpet to 3/8" ceramic materials. *Packing: 10-12' secs, 120 lin ft per carton*



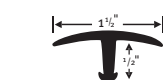
166 Sheet Vinyl Transition

One piece molding used to join 1/16" thick tile or sheet flooring material. *Packing: 10-12' secs, 120 lin ft per carton*



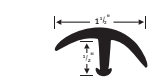
360 Cerco T

Snap-in T molding. Joins 1/2" material. Uses 970, 980, or 990 track only. *Packing: 20-12' secs, 240 lin ft per carton*



365 Cerco Edge T

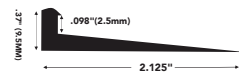
Joins 1/2" material to lesser-gauge material. Uses 970, 980, or 990 track only. *Packing: 20-12' secs, 240 lin ft per carton*



Compact Mixed Flooring Reducer

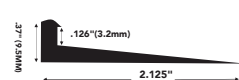
720 Fusion® Transition Strip 2.5mm

Compact mixed flooring reducer provides transitions from 2.5 mm to 9.5 mm. Colors: 720-117 (Platinum) and Accord Colors. *Packing: 25 pieces of 12 ft. secs, 300 lin ft per carton*



721 Fusion® Transition Strip 3.5mm

Compact mixed flooring reducer provides transitions from 3.5 mm to 9.5 mm. Colors: 720-117 (Platinum) and Accord Colors. *Packing: 25 pieces of 12 ft. secs, 300 lin ft per carton*



Technical Data

Composition: Thermoplastic Rubber and Vinyl
Installation: Install with high quality solvent-based contact adhesive for compatibility
Application: All moldings manufactured for heavy traffic areas
Applicable Standards: Class 1 Fire Rated (ASTM E-648), ADA, OSHA



Moldings meet the requirements of sections 4.5.2 (change in level) and 4.5.3 (carpet-edge trim compliance) of the Americans with Disabilities Act (ADA). All of our flooring products conform with ADA Accessibility Guideline Requirements that floors be stable, firm, and slip-resistant.



800.241.2262
 manningtoncommercial.com 393037 / 802800 12/19

For a more complete molding selection, full warranty coverage and installation instructions call or visit manningtoncommercial.com.

