

**RESPONSIVE**



**IMPACT**

**A BETTER FLOOR**

**INSPIRE**

**SPC FLOORING**



**UNILIN™ CLICK SYSTEM**



# A BETTER FLOOR

PLANK SIZE: 7" x 48" x 4.5mm

## INSPIRE

SPC FLOORING

SIZE: 7" x 48"

THICKNESS: 4.5 MM

WEAR LAYER: 12 MIL | 0.30 MM

PIECES: 11 PER BOX

COVERAGE: 25.98 SQ FT / BOX | 2.41 M<sup>2</sup> / BOX

INTERLOCK: UNLIN CLICK SYSTEM

# INSPIRE

## SPC FLOORING: UNICLIC / UNIPUSH™ CLICK SYSTEM

SPC FLOORING FOR HEAVY COMMERCIAL USE

PUR Polyurethane Reinforcement | Product Standard INSPIRE ASTM F3261

CERTIFICATION & CLASSIFICATION	STANDARD	INSPIRE
TYPE OF FLOOR COVERING	ISO 10582   EN 16511	SPC
CE CERTIFICATION	EN 14041	Yes
CLASSIFICATION	EN ISO 10874	Heavy Traffic : Class 34

TECHNICAL CHARACTERISTICS	STANDARDS	INSPIRE
TOTAL THICKNESS	EN ISO 24336 (EN 428)	4.50 MM
WEAR LAYER THICKNESS	EN ISO 24340 (EN 429)	0.30 MM   12 MIL
SURFACE TREATMENT	UV TREATED	PUR
TOTAL WEIGHT	EN ISO 23997 (EN 430)	7.4 kg/m <sup>2</sup>   1.52 lbs / sq.ft
WEAR LAYER BINDER CONTENT	ISO 10582	TYPE I
FORM OF DELIVERY	EN ISO 24342 ( EN 427) Planks box	7" X 48" = 25.98 sq.ft   11 Pieces per box 180X 1219 mm = 2.41 m <sup>2</sup>   11 Pieces per box

TECHNICAL PERFORMANCES	STANDARDS	INSPIRE
DIMENSIONAL STABILITY	EN ISO 23999 ( EN 434)	≤ 0.10%
REACTION TO FIRE	EN 13501 – 1	Bfl- S1
RESIDUAL INDENTATION	EN ISO 24343-1 (EN 433)	PASS
FURNITURE LEG	EN 424	No damage
CASTOR CHAIR	EN ISO 4918 (EN 425)	No damage
CURL RESULTANT TO HEAT	EN ISO 23999 (434)	≤ 2mm
IMPACT SOUND REDUCTION	EN ISO 140-8 EN ISO 717/2	L <sub>nw</sub> = 18dB
LIGHT FASTNESS	EN ISO 105 – B02	>Grade 6
RESISTANCE TO CHEMICALS	EN ISO 26987 (EN423)	PASS
SLIP RESISTANCE	DIN51130   EN 13893	R9   CLASS DS

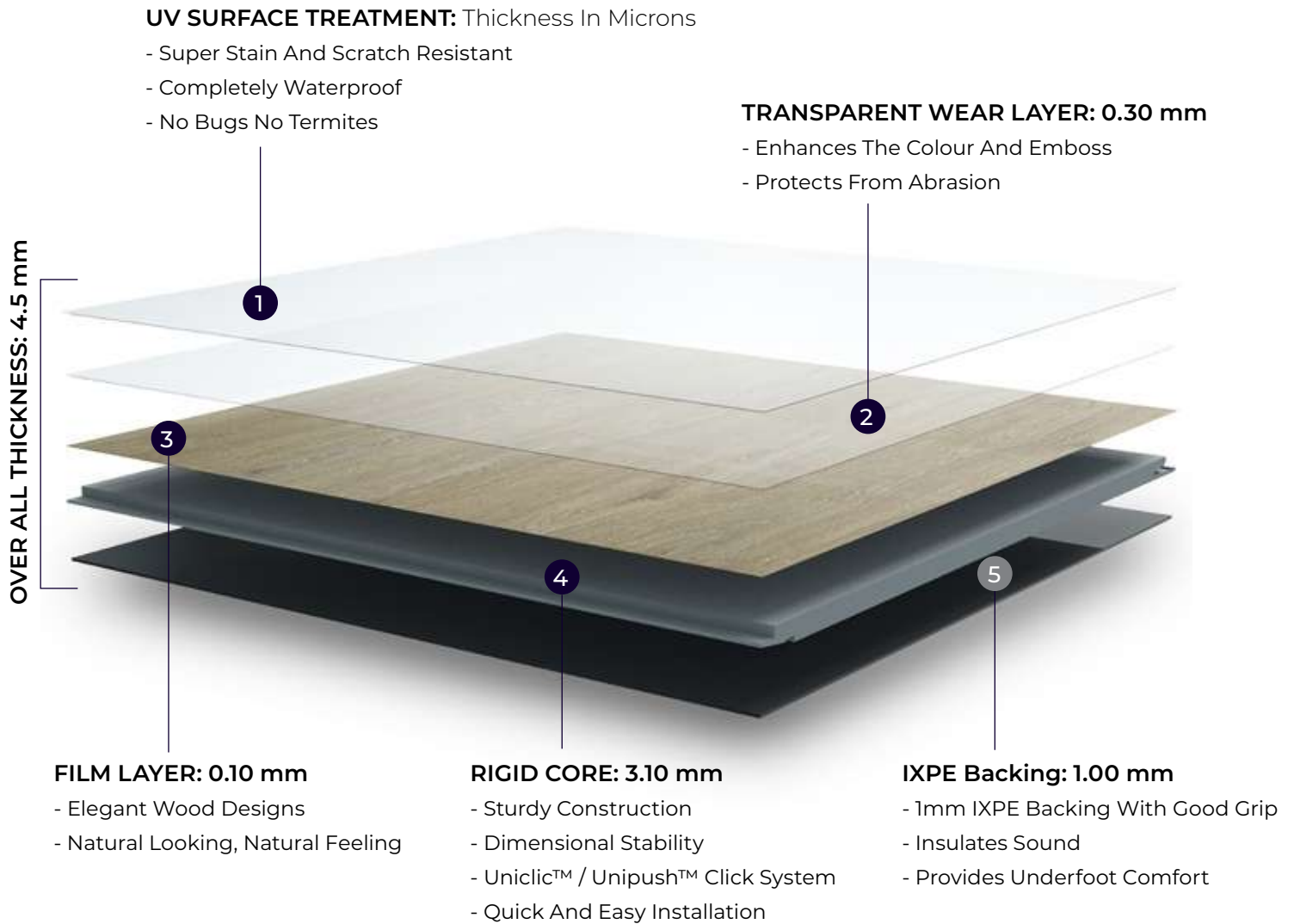


**ISO 9001**  
**ISO 14001**  
**ISO 18001**



# INSPIRE





## SPC FLOORING: UNICLIC / UNIPUSH™ CLICK SYSTEM



### FEATURES & BENEFITS

 Superior Scratch & Stain Resistant	 No Bugs & Termites	 No Adhesive Required	 100% Waterproof	 Easy Clean
 Natural Looking Design	 Zero Maintenance	 Superb Dimensional Stability	 Heavy Foot Traffic	 Excellent Sound Insulation

### APPLICATIONS

 Corporate Offices	 Residential
 Retail	 Hospitality

---

**GREY ELM**

**IMP-INS-01**

**RESPONSIVE** 

**IMPACT**  
A BETTER FLOOR

**GREY ELM**  
IMP-INS-01



---

# GREY ELM

IMP-INS-01

A



B



C



D



E



F



G



H



I



J



---

**COUNTRY OAK**

IMP-INS-02

**RESPONSIVE** 

**IMPACT**  
A BETTER FLOOR



# COUNTRY OAK

IMP-INS-02



---

# COUNTRY OAK

IMP-INS-02

A



B



C



D



E



F



G



H



I



J



---

# DELICATE BEECH

IMP-INS-03

# DELICATE BEECH

IMP-INS-03



---

# DELICATE BEECH

IMP-INS-03

A



B



C



D



E



F



G



H



I



J



---

**BURNT GREY**

IMP-INS-04

**BURNT GREY**

IMP-INS-04



---

# BURNT GREY

IMP-INS-04

A



B



C



D



E



F



G



H



I



J





---

# GARDEN WALNUT

IMP-INS-05

---

# GARDEN WALNUT

IMP-INS-05



---

# GARDEN WALNUT

IMP-INS-05

A



B



C



D



E



F



G



H



I



J



---

# HONEY HAZELNUT

IMP-INS-06

# HONEY HAZELNUT

IMP-INS-06



---

# HONEY HAZELNUT

IMP-INS-06

A



B



C



D



E



F



G



H



I



J



---

**DARK JACOBEBAN**

**IMP-INS-07**

# DARK JACOBEAN

IMP-INS-07





---

# DARK JACOBEBAN

IMP-INS-07

A



B



C



D



E



F



G



H



I



J



---

**RICH CHERRY**

**IMP-INS-08**

RICH CHERRY  
IMP-INS-08



---

# RICH CHERRY

IMP-INS-08

A



B



C




D



E



F



G



H



I



J

