



Bolick

FALL 2024 INTRODUCTIONS
ELIANE Large Format Porcelain Tile
ASPIRE Natural Stone
NEXXACORE Laminate
RESPONSIVE Luxury Vinyl






LARGE FORMAT PORCELAIN TILE

Thirty-three 33"x33"

eliane

PLACE AC/PO

Marble Look V3



CRISTAL AC/PO

Marble Look V3



KHALI OFF WHITE AC/PO Stone Look V2



GOBI SHELL AC/PO

Stone Look V2



THIRTY-THREE LARGE FORMAT PORCELAIN

PLACE AC/PO

Shade Variation **V3**

Size	Finish	Rect.	Work Size	Thick	Faces	Sq. Ft./ Carton	Pieces/ Carton
□ 33"x33"	AC (SATIN)	Yes	840 x 840 mm	9.0 mm	12	22.82	3
	PO (POLISHED)		836 x 836 mm	9.0 mm		22.60	

CRISTAL AC/PO

Shade Variation **V3**

Size	Finish	Rect.	Work Size	Thick	Faces	Sq. Ft./ Carton	Pieces/ Carton
□ 33"x33"	AC (SATIN)	Yes	840 x 840 mm	9.3 mm	6	22.82	3
	PO (POLISHED)		836 x 836 mm	9.3 mm		22.60	

KALI OFF WHITE AC/PO

Shade Variation **V2**

Size	Finish	Rect.	Work Size	Thick	Faces	Sq. Ft./ Carton	Pieces/ Carton
□ 33"x33"	AC (SATIN)	Yes	840 x 840 mm	9.0 mm	14	22.82	3
	PO (POLISHED)		836 x 836 mm	9.0 mm		22.60	

GOBI SHELL AC/PO

Shade Variation **V2**

Size	Finish	Rect.	Work Size	Thick	Faces	Sq. Ft./ Carton	Pieces/ Carton
□ 33"x33"	AC (SATIN)	Yes	840 x 840 mm	9.0 mm	14	22.82	3
	PO (POLISHED)		836 x 836 mm	9.0 mm		22.60	



WALLS



FLOORS



SHOWERS



EXTERIOR



FIRE PROOF



VOC FREE




NATURAL STONE

Marble




ASTORIA GRAY



CALACATTA SELECT




CREMA MARFIL




DOLOMITE WHITE




ICEBERG




NEGRO MARQUINA




ORIENTAL WHITE



WHITE CARRARA



TRIFECTA LATTE




TRIFECTA LINEN



TRIFECTA STEEL



TRIFECTA ICE




NATURAL STONE


Travertine



CREMA VENATO Mexican Travertine



SILVER Turkish Travertine



CLASSIC PREMIUM Turkish Travertine



NATURAL STONE



Product Description



Marble

Low

Moderate

High

Floor

Wall

Showers

Thickness

African Arabescato			●	●	●	●	3/8"
Astoria Gray	●			●	●	●	3/8"
Calacatta Select			●	●	●	●	3/8"
Crema Marfil	●			●	●	●	3/8"
Dolomite White	●			●	●	●	3/8"
Iceberg		●		●	●	●	3/8"
Negro Marquina			●	●	●	●	3/8"
Oriental White		●		●	●	●	3/8"
Trifecta			●	●	●	●	3/8"
White Carrara		●		●	●	●	3/8"
Mexican Travertine							
Crema Venato		●		●	●		3/8"
Turkish Travertine							
Classic Premium	●			●	●	●	3/8"
Silver			●	●	●	●	3/8"



LAMINATE


Ikebani 9.3"x 72"




ADVENTURE




GLAMOUR



BALANCE



WISDOM



FREEDOM



POSH





LAMINATE

Bonsai 7.67"x60"

ELEVATE



WHIMSICAL




ELUSIVE




NIMBUS



GENERATIONS



SEASONS



LAMINATE

Collection	BONSAI	IKEBANA
Feature	Water-Resistant	Water-Resistant
Wear Layer	AC4	AC4
Core Structure	HDF-5	HDF-5
Overall Thickness	15mm	15mm
Core Thickness	12mm	12mm
Attached Underlay	3mm EVA	3mm EVA
Plank Width	7.67"	9.3"
Plank Length	60"	72"
30° Micro Bevels	Yes	Yes
EIR Texture	Yes	Yes
Wood Vision Film/Decor	Yes	Yes
Matte Finish	Yes	Yes
Pattern Repeat	Every 6 boards	Every 10 boards
Locking system	Uniclic Angle/Tap	Uniclic Angle/Tap
Color-Matching Moldings	Yes	Yes
Residential Warranty	Lifetime	Lifetime
Commercial Warranty	10 yr. med	10 yr. med
IIC	52 dB	52 dB
ΔIIC	19 dB	19 dB
STC	52 dB	52 dB





LUXURY VINYL

Tranquil 12"x24"

RESPONSIVE 

CLOUD



RIVER



BEACH



RAIN





LUXURY VINYL

Artisan Edge 7"x60"

RESPONSIVE

AURORA




ORION



SERENE



CASPIAN



CELESTE



MONET



LUXURY VINYL

TRANQUIL 12x24 Stone Look

SPC FLOORING: UNILIN™ CLICK SYSTEM

OVER ALL THICKNESS: 5.0 mm

UV SURFACE TREATMENT: Thickness In Microns

- Super Stain And Scratch Resistant
- Completely Waterproof
- No Bugs No Termites

TRANSPARENT WEAR LAYER: 0.55 mm

- Enhances The Color And Embossing
- Protects From Abrasion

FILM LAYER: 0.10 mm

- Stunning Stone Designs
- Natural Looking, Natural Feeling

RIGID CORE: 3.35 mm

- Sturdy Construction
- Dimensional Stability
- UNILIN™ Click System
- Quick And Easy Installation

IXPE Backing: 1.00 mm

- 1mm IXPE Backing With Good Grip
- Insulates Sound
- Provides Underfoot Comfort

ARTISAN EDGE 7x60 Wood Look

SPC FLOORING: UNILIN™ CLICK SYSTEM

OVER ALL THICKNESS: 6.50 mm

UV SURFACE TREATMENT: Thickness In Microns

- Completely Waterproof
- Super Stain, Scratch & Scuff Resistant
- Fade Resistant

TRANSPARENT WEAR LAYER: 0.55 mm

- Enhances The Color And Embossing
- Protects From Abrasion

FILM LAYER: 0.10 mm

- Stunning Wood Designs
- Natural Looking, Natural Feeling

RIGID CORE: 4.35 mm

- Sturdy Construction
- Dimensional Stability
- UNILIN™ Click System
- Quick And Easy Installation

IXPE Backing: 1.50 mm

- IXPE Backing With Good Grip
- Insulates Sound
- Provides Underfoot Comfort



Corporate Offices



Residential



Retail



Hospitality



NEW PRODUCT DISPLAYS



**RESPONSIVE TRANQUIL & ATISAN EDGE
LUXURY VINYL WATERFALL DISPLAY
10 SKUs - Tranquil 4, Artisan Edge 6**

Cloud
River
Beach
Rain

Aurora
Orion
Serene
Caspian
Celest
Monet



**NEXXACORE IKEBANI & BONSAI
LAMINATE WATERFALL DISPLAY
12 SKUs - Ikebani 6, Bonsai 6**

Elevate
Elusive
Generations
Whimsical
Nimbus
Seasons

Adventure
Balance
Freedom
Glamour
Wisdom
Posh



**ASPIRE NATURAL STONE
12x24 LOOSE PIECE DISPLAY
15 SKUs - 12 Marble, 3 Travertine**

MARBLE


Astoria Gray
Calacatta Select
Crema Marfil
Dolomite White
Iceberg
Negro Marquina

Oriental White
Trifecta Ice
Trifecta Latte
Trifecta Linen
Trifecta Steel
White Carrara



TRAVERTINE

Crema Venato (Mexican)
Classic Premium (Turkish)
Silver (Turkish)



**ELIANE THIRTY-THREE
LARGE FORMAT PORCELAIN TILE
33x33 LOOSE PIECE DISPLAY
SATIN & POLISHED FINISHES 8 SKUs**

Place PO
Place AC
Cristal PO
Cristal AC
Khali Off White PO
Khali Off White AC



BOLICK DISTRIBUTORS

2055 N. Airway Dr.

Baton Rouge, LA 70815

225-927-8016

www.bolickdistributors.com

