

MCDERMOTT'S TOP SCOOP



Volume 1 Issue 12
NOVEMBER 2023

WHO HAS THE SCOOP?

Nathan Wegner

Operation Manager

Robert Madsen

Sales & Marketing Manager

Outside Sales/Pro Desk

Ken Rosinski

Rep for WI, IA & IL

Morgan Hinker

Rep for WI, MI & MN

John Knoernschild Ext. 134

Pro Xtra Quoting

Project Managers

Ashly Lewis

Senior Project Manager

Brenna Caves Ext. 132

Customer Verification

Amber Gilbertson Ext. 108

Takeoff/Final Review

Tae Schambow Ext. 305

Customer Service

Nathan Slein Ext. 142

Customer Service

Service Department

Amy Zastrow Ext.112

Quality Assurance Coordinator

Javier Rodriguez Ext.139

Post-Install Service Advisor

Morgan Hinker- Newsletter Editor



A MONTHLY NEWSLETTER

INFO TO KEEP YOUR JOBS ON TRACK

Farm/Apron Sinks

All Undermount farm/apron front sinks must be set in place, not secured, prior to measure. The installers will secure the sink at the time of install. If the Undermount farm/apron sink is not in place for measure McDermott will not be able to complete the measure and there will be a trip charge to come back.

Dual Mount Sinks

McDermott will not Undermount Dual mount Stainless Steel sinks, dual mount sinks will be top mounted.

Helpful Notes

If you are purchasing a solid surface sink, please include the sink color in the notes.

Please note on all jobs if there is splash or not, if there is splash also note the height.

Wilsonart Quartz Slab Viewings

Wilsonart is offering Quartz slab viewings (see page 3 for more info).

Calculating Square Footage

All Project managers are calculating Square Footage per the Home Manual. This method involves rounding up twice during the calculations (see page 2 for example).

Pro Xtra Countertop Orders

When placing Pro top orders be sure to **use the correct SKU and tier line** (John specifies both when he sends the quotes back). Using the wrong SKU or line item can cause delays in the order. All Pro orders with the standard 8 colors will use the tier line 25K-50K, even if the dollar amount is less than that. If it is a custom color, that's when other tier lines are used, the correct one will be noted and highlighted in the email when the quote is sent back.

Virtual Visits

Monthly virtual visits on Webex will start back up December 13th (the Second Wednesday of every month). A Calendar reminder will be sent out and the schedule is posted in the "virtual visits" tab of the portal, along with the link to the Webex meetings.

HOME DEPOT PORTAL INFORMATION:

www.McDermottportal.com

To access the "Open Files" tab use the password **VHDMTS02tops**. This password is confidential, Do not share with customers.

If you are in need of additional training or information on how to access the McDermott Home Depot Portal, please contact Ken Rosinski or Morgan Hinker to set up a training session.

McDermott Top Shop, LLC - Customer Service Phone Number (920) 593-2456

Top 10 Selling

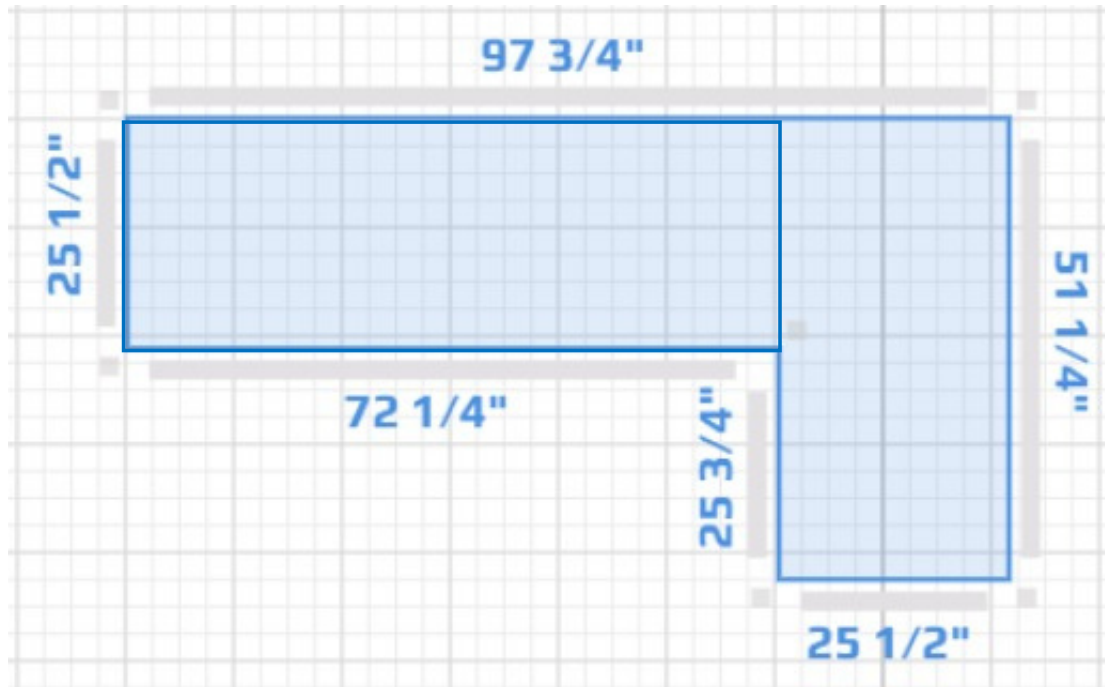
STORES IN OCTOBER

1. **Madison West, WI**
4909
2. **La Crosse, WI**
4905
3. **Wisconsin Dells, WI**
4929
4. **Mankato, MN**
2829
5. **Madison East, WI**
4906
6. **Franklin, WI**
4907
7. **West Bend, WI**
2775
8. **Rochester, MN**
2826
9. **Janesville, WI**
4911
10. **Iron Mountain, MI**
2775



How to calculate and round square footage based on THD Manual

Example



1. Round **up** length and width to next whole number.

$72.25" \text{ \& } 25.5" \text{ round up to } 73" \text{ \& } 26"$ and $51.25" \text{ \& } 25.5" \text{ round up to } 52" \text{ \& } 26"$

2. Multiply the length and width, divide by 144, then round **up** to next whole number.

$73" \times 26" = 1,898/144 = 13.181 \text{ SqFt round up to } 14 \text{ SqFt}$

$52" \times 26" = 1,352/144 = 9.389 \text{ SqFt round up to } 10 \text{ SqFt}$

3. Add all countertop SF totals (if multiple tops/pieces)

$14\text{SqFt} + 10\text{SqFt} = 24 \text{ Total SqFt}$

Find your luxury quartz design.

NEW STONEMARK QUARTZ DESIGNS


COMING SOON




ARLIA Q4081
SLAB SIZE: 65X130



ARKTOS Q4037
SLAB SIZE: 65X130




SEA ICE Q1024
SLAB SIZE: 65X130




HEKLA SLOPE
Q4061 SLAB SIZE:
64.5X126



FOSSA FALLS Q4065
SLAB SIZE: 65X130



ENCHANTED
Q4041 SLAB SIZE:
64.5X126



DESERT VIEW
Q4043 SLAB SIZE:
61X126



FOSSA FALLS Q4065

APPLICATIONS

- Backsplashes
- Bath Surrounds
- Bathroom Vanities
- Countertops
- Kitchen Tables
- Kitchen Islands

 **Wilsonart®**

ENGINEERED SURFACES

Don Fox - foxd@wilsonart.com



ALPINE PLYWOOD Corp.

Lee Rademan - lee@alpineplywood.com

12210W. Silver Spring Road,
Milwaukee, WI.

Wilsonart/Stonemark Quartz slab
viewings by appointment only.
Contact Don or Lee to schedule an
appointment.




STONEMARK