


# KINESTHETIC PHONICS BOOK

100 DAYS - LEARN TO READ



C. SASIKUMAR, PST



# PHONICS – STORY AND ACTION YOUTUBE – VIDEOS & PHONICS GAMES

**GROUP 1 – A,M,S,D**

For   
Scan this QR



**GROUP 2 – E,H,B,R**

For   
Scan this QR



**GROUP 3 – L,I,C,K,O**

For   
Scan this QR



**GROUP 4 – T,N,F,P**

  
For   
Scan this QR



**GROUP 5 – G,J,U,V**

For   
Scan this QR



**GROUP 6 – W,X,Y,Q,Z**

For   
Scan this QR



**Group 1 & 2  
Games**



**Group 3 & 4  
Games**



**Group 5 & 6  
Games**



# GLANCE ABOUT PHONEMES












## The 44 Sounds (Phonemes) of English

A **phoneme** is a speech sound. It's the smallest unit of sound that distinguishes one word from another. Since sounds cannot be written, we use letters to represent or stand for the sounds. A **grapheme** is the written representation (a letter or cluster of letters) of one sound. It is generally agreed that there are approximately **44 sounds** in English, with some variation dependent on accent and articulation. The 44 English phonemes are represented by the **26 letters of the alphabet** individually and in combination.









Phonics instruction involves teaching the relationship between sounds and the letters used to represent them. There are hundreds of spelling alternatives that can be used to represent the **44 English phonemes**. Only the most common sound / letter relationships need to be taught explicitly.

The 44 English sounds can be divided into two major categories – consonants and vowels. A **consonant** sound is one in which the air flow is cut off, either partially or completely, when the sound is produced. In contrast, a **vowel** sound is one in which the air flow is unobstructed when the sound is made. The vowel sounds are the music, or movement, of our language. The 44 phonemes represented below are in line with the International Phonetic Alphabet.





### Consonants

Sound	Common spelling	Spelling alternatives					
/b/	<b>b</b> ball		bb ribbon				
/d/	<b>d</b> dog		dd add	ed filled			
/f/	<b>f</b> fan		ff cliff	ph phone	gh laugh	lf calf	ft often
/g/	<b>g</b> glass		gg egg	gh ghost	gu guest	gue catalogue	
/h/	<b>h</b> hat		wh who				
/dʒ/	<b>j</b> jellyfish		ge cage	g giraffe	dge edge	di soldier	gg exaggerate
/k/	<b>k</b> kite		c cat	ch christmas	cc acclaim	lk folk	qu bouquet
			q(u) queen	ck back	X box		
/l/	<b>l</b> leaf		ll spell				
/m/	<b>m</b> monkey		mm summer	mb climb	mn autumn	lm palm	
/n/	<b>n</b> net		nn funny	kn knight	gn gnat	pn pneumonia	
/ŋ/	<b>ng</b> ring		n sink	ngue tongue			







# Consonants

Sound	Common spelling	Spelling alternatives					
/p/	<b>p</b> pig		pp happy				
/r/	<b>r</b> robot		rr carrot	wr wrong	rh rhyme		
/s/	<b>s</b> sun		ss mess	c circus	sc science	ps psychology	st listen
			ce rice	se horse			
/t/	<b>t</b> tap		tt batter	th thomas	ed tapped		
/v/	<b>v</b> van		f of	ph stephen	ve five		
/w/	<b>w</b> web		wh why	u quick	o choir		
/j/	<b>y</b> yo-yo		i opinion	j hallelujah			
/z/	<b>z</b> zebra		zz buzz	s has	ss scissors	x xylophone	ze maze
			se cheese				







# Digraphs

Sound	Common spelling	Spelling alternatives					
/z/	<b>s</b> treasure		si division	z azure			
/tʃ/	<b>ch</b> cheese		tch watch	tu future	ti question	te righteous	
/ʃ/	<b>sh</b> shark		ce ocean	s sure	ci special	si tension	ch machine
			sci conscience	ti station			
/θ/ (unvoiced)	<b>th</b> thongs						
/ð/ (voiced)	<b>th</b> feather						




## Short vowels

Sound	Common spelling	Spelling alternatives					
/æ/	a cat		ai plaid				
/e/	e egg		ea bread	u bury	ie friend	ai said	a many
			eo leopard	ei heifer	ae aesthetic	ay say	
/ɪ/	i igloo		e england	o women	u busy	ui build	y hymn
			ie sieve				
/ɒ/	o orange		a swan	ho honest			
/ʌ/	u mug		o monkey	oo flood	ou trouble		
/ʊ/	oo book		u bush	ou could	o wolf		






## Long vowels

/eɪ/	ai snail		a baby	eigh weigh	aigh straight	ay hay	et croquet
			ei vein	au gauge	a-e cake	ea break	ey they
/i:/	ee bee		e me	ea seat	y lady	ey key	oe phoenix
			ie brief	i ski	ei receive	eo people	ay quay
/aɪ/	i spider		y fly	igh night	ie pie	uy buy	ye rye
			ai aisle	is island	eigh height	i-e kite	
/oʊ/	oa boat		o-e bone	o open	oe toe	ow low	ough though
			eau beau	oo brooch	ew sew		
/u:/	oo moon		ew screw	ue blue	u-e flute	oe shoe	ough through
			ui fruit	o who	oeu manoeuvre	ou croup	
/u:/	u uniform		you you	ew few	iew view	yu yule	eue queue
			eau beauty	ieu adieu	eu feud		

## Long vowels

Sound	Common spelling	Spelling alternatives					
/ɔɪ/	oi coin		oy boy	uoy buoy			
/aʊ/	ow cow		ou shout	ough bough			
/ə/ (Schwa sound)	er ladder		ar dollar	our honour	or doctor	i dolphin	e ticket
			u cactus	ur augur	re centre	eur chauffeur	

## 'R' controlled vowels

/eə/	air chair		are square	ear pear	ere where	eir their	ayer prayer
/ɑː/	ar car		a bath	au laugh	er sergeant	ear heart	
/ɜː/	ir bird		er term	ur burn	ear pearl	or word	our journey
			yr myrtle				
/ɔː/	aw paw		a ball	or fork	oor door	ore more	oar board
			our four	augh taught	ar war	ough bought	au sauce
/ɪə/	ea r ear		eer steer	ere here	ier pier		
/ʊə/	ure cure		our tourist				

## Tricky Graphemes



There are some letters that are used to write down sounds already represented by other graphemes. **For example** we use the letter **c** to represent the /k/ sound (already represented by the grapheme 'k') and the /s/ sound (already represented by the grapheme 's').

Letter			
<b>c</b>	/k/ as in cat, cot, cup	/s/ as in city, cycle, cents	
<b>x</b>	/k//s/ as in box, fox, fix	/g//z/ as in example, exam	/z/ as in xylophone
<b>q(u)*</b>	/k//w/ as in queen	/k/ as in bouquet, marquis, cheque	


\* the q is always paired with the letter u.

Day:

Date -





is for



Trace the letter :


Circle the letter 'A' or 'a' :




For  Scan this QR 

V	A	a
a	g	A
a	A	Z


Color the pictures :



**AXE**

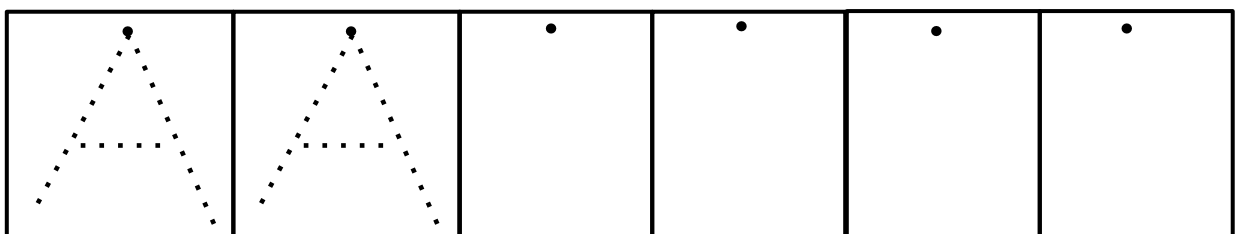
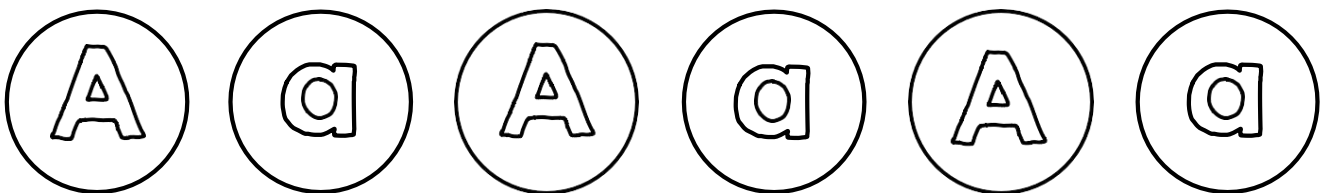


**APPLE**




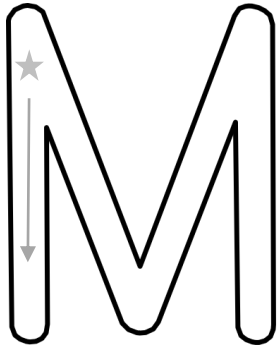
**AMBULANCE**

Make a pattern :



Day:

Date -



is for




Trace the letter :

Circle the letter 'M' or 'm' :

	<table border="0"> <tr> <td>M</td> <td>m</td> <td>u</td> </tr> <tr> <td>Z</td> <td>N</td> <td>m</td> </tr> <tr> <td>M</td> <td>m</td> <td>M</td> </tr> </table>	M	m	u	Z	N	m	M	m	M
M	m	u								
Z	N	m								
M	m	M								

Color the pictures :



MOON

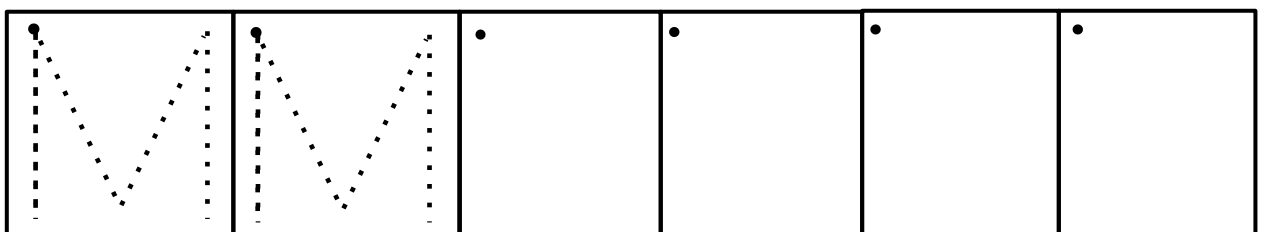
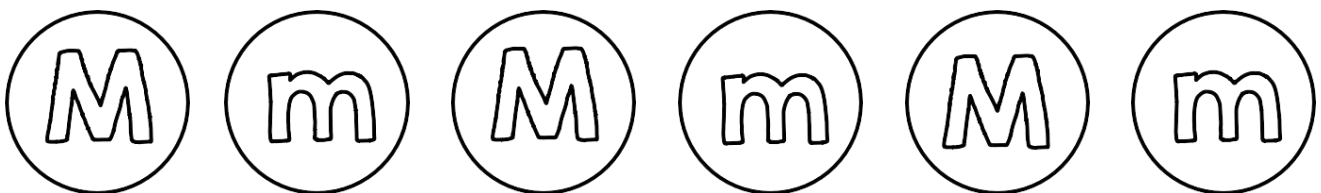


MASK




MANGO

Make a pattern :




Day:

Date -



is for




Trace the letter :

Circle the letter 'S' or 's' :

	<table border="1"> <tr> <td>s</td> <td>m</td> <td>S</td> </tr> <tr> <td>C</td> <td>S</td> <td>s</td> </tr> <tr> <td>S</td> <td>U</td> <td>S</td> </tr> </table>	s	m	S	C	S	s	S	U	S
s	m	S								
C	S	s								
S	U	S								

Color the pictures :



SUN

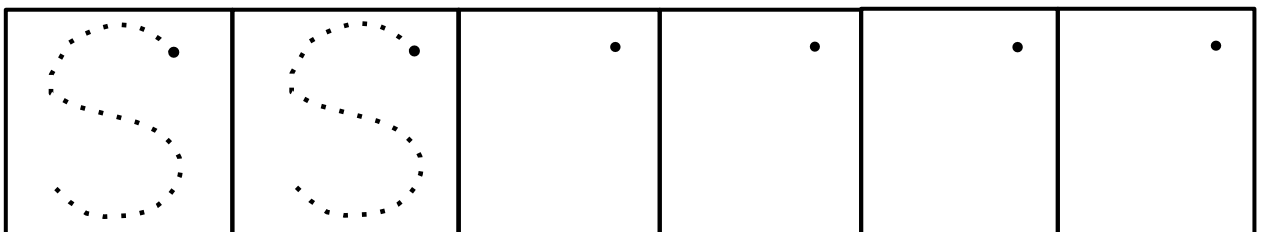



SIX




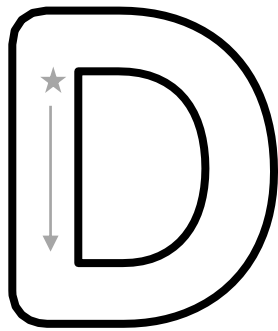
STAR

Make a pattern :



Day:

Date -



is for




Trace the letter :


Circle the letter 'D' or 'd' :

	<table border="0"> <tr> <td>D</td> <td>d</td> <td>B</td> </tr> <tr> <td>O</td> <td>d</td> <td>D</td> </tr> <tr> <td>D</td> <td>P</td> <td>d</td> </tr> </table>	D	d	B	O	d	D	D	P	d
D	d	B								
O	d	D								
D	P	d								


Color the pictures :



**DOG**

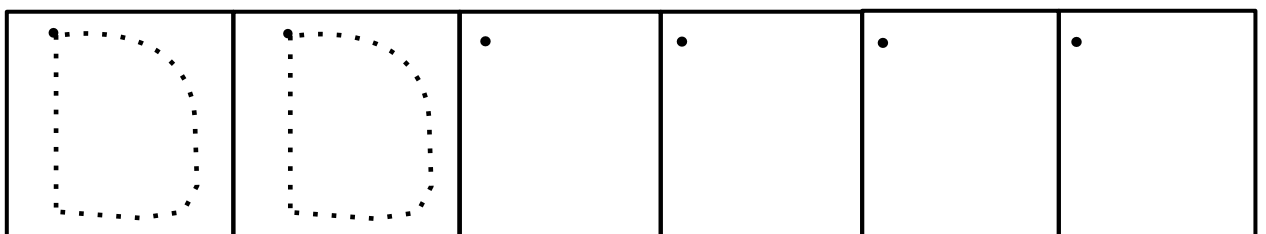
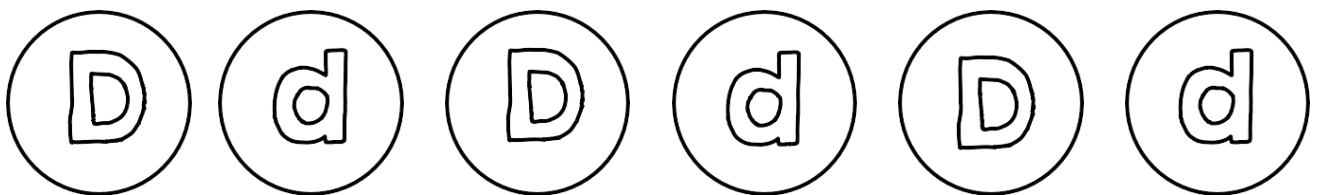


**DOLL**



**DUCK**

Make a pattern :




# SOUND & ACTION

## A a




## M m




CSK MATHEMATICAL SCIENCE CLUB

## S s



## D d



Day:

Date -



# CONNECT THE ALPHABET

Draw a **LINE** between each letter and the picture that **STARTS** with the **SOUND** of that letter.

S



A



D



M



a




m



s




d



## Maze #1

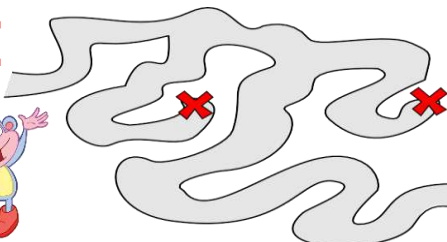
Trace the paths from the letters to the pictures

**SAM**



**APPLE**

**M**



**D**




## Maze #2

Help the dinosaur find his new friend.



**Start**



**Finish**



Day:

Date -

I. READ ALOUD THE WORDS :

AM

AS

AD



ADD

MA

SA

DA

ADS



II. TRACE THE WORDS. THEN CIRCLE THE SIX (6) DIFFERENCES IN THE BELOW PICTURES:

SAM



DAM

MAM

DAD

MAD

SAD



Day:

Date -

### I. READ AND COPY THE WORDS :



dad




mad





sad




dam

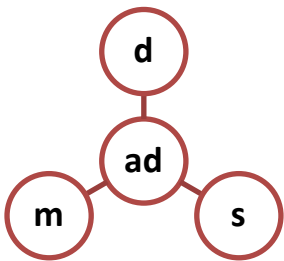



mam

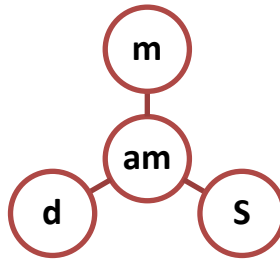



Sam


### II. MAKE WORDS :



dad


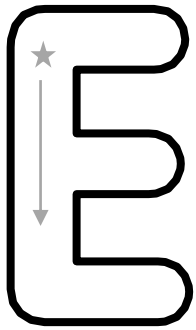


mam


### III. LOOK AT THE PICTURES AND WRITE THE WORDS :

Day:

Date -



is for



Trace the letter :

Circle the letter 'E' or 'e' :



For  Scan this QR 


CSK MATHEMATICAL SCIENCE CLUB

O    E    e


e    e    F

E    E    C


Color the pictures :



**EGG**

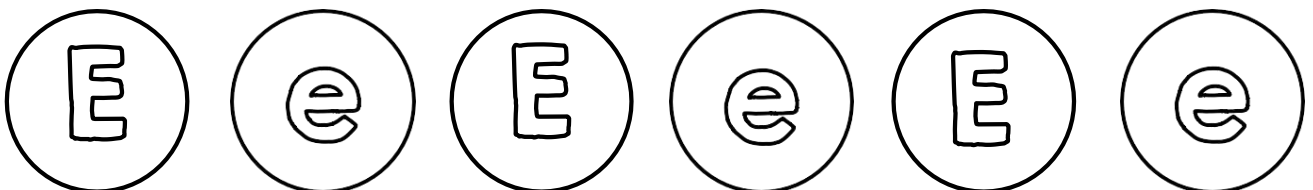


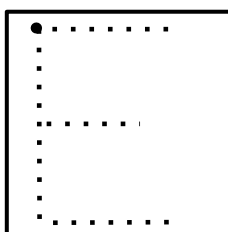
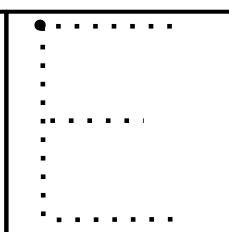




**EXIT**



**ELEPHANT**


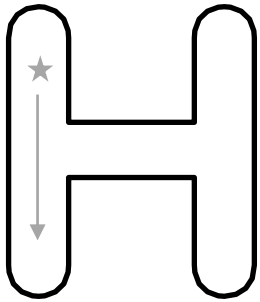
Make a pattern :




					
---	---	---	---	--	---

Day:

Date -



**is for**




Trace the letter :

Circle the letter 'H' or 'h' :

	<p>r      H      h</p> <p>h      U      H</p> <p>H      h      f</p>
--	--


Color the pictures :



**HEN**



**HOME**



**HORSE**

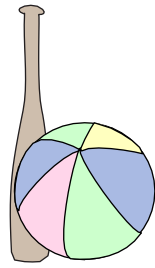
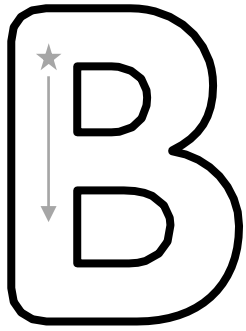
Make a pattern :

( H )   ( h )   ( H )   ( h )   ( H )   ( h )


--	--	--	--	--	--

Day:

Date -



**is for**



Trace the letter :


Circle the letter 'B' or 'b' :

	<table border="0"> <tr> <td>B</td> <td>b</td> <td>p</td> </tr> <tr> <td>b</td> <td>D</td> <td>B</td> </tr> <tr> <td>u</td> <td>B</td> <td>b</td> </tr> </table>	B	b	p	b	D	B	u	B	b
B	b	p								
b	D	B								
u	B	b								


Color the pictures :



**BALL**

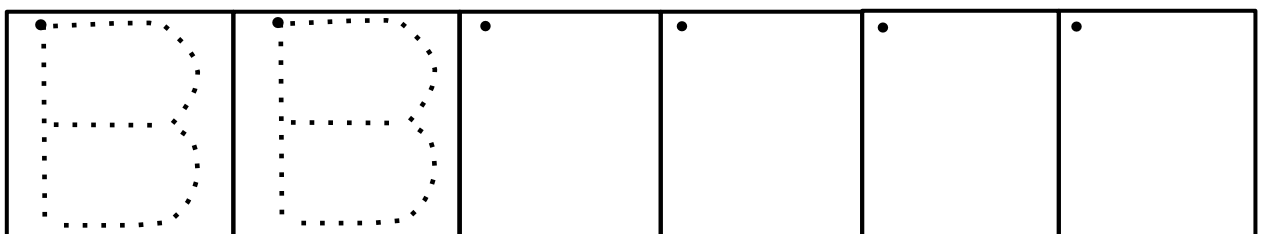
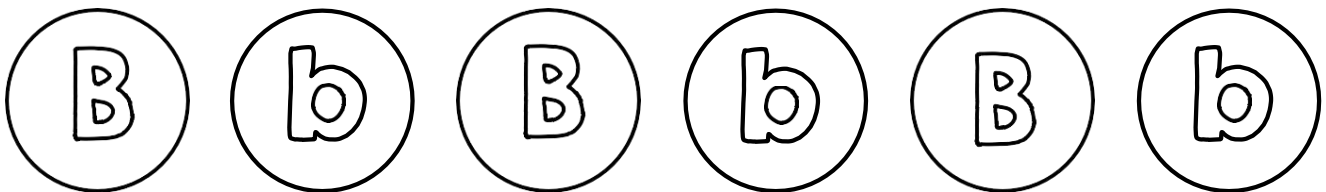


**BOAT**



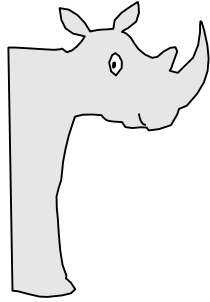
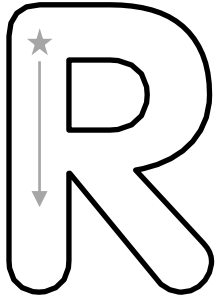
**BELL**

Make a pattern :




Day:

Date -




**is for**




Trace the letter :

Circle the letter 'R' or 'r' :

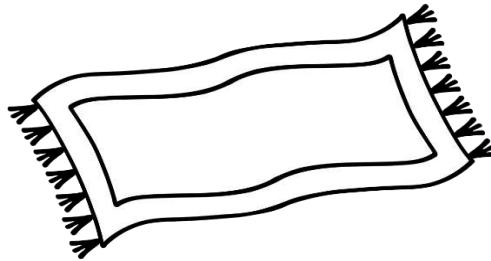
	<table border="0"> <tr> <td>R</td> <td>r</td> <td>P</td> </tr> <tr> <td>r</td> <td>n</td> <td>R</td> </tr> <tr> <td>k</td> <td>R</td> <td>r</td> </tr> </table>	R	r	P	r	n	R	k	R	r
R	r	P								
r	n	R								
k	R	r								




Color the pictures :



**RAT**

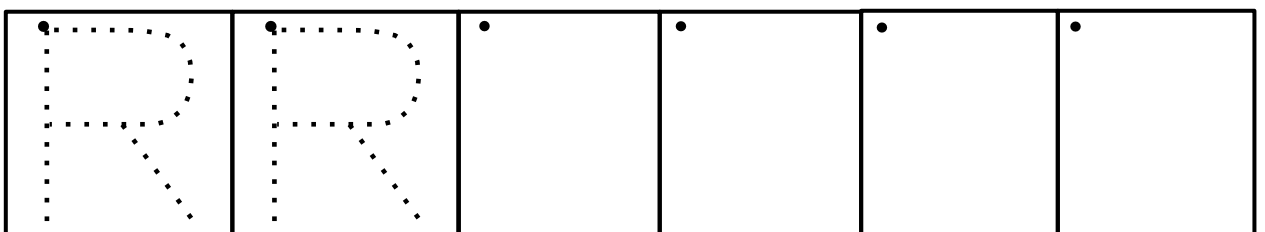
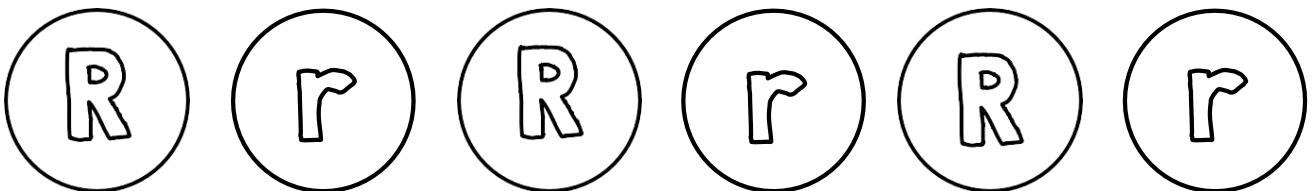


**RUG**






**RING**

Make a pattern :



# SOUND & ACTION



**E e**

**Action:** Lifting hands and saying eh, eh, eh Kumar



**H h**

Inky and Bee are having a hopping race. When they finish they are hot and huffing - h, h, h.



**Action:** Hold hand in front of mouth panting h, h, h, as if you are out of breath.

**B b**

**Action:** Pretend to hit a ball with a bat and say b, b, b.

**R r**

**Action:** Hold like riding a bike and say rrr, rrrr...



Day:

Date -



# CONNECT THE ALPHABET

Draw a **LINE** between each letter and the picture that **STARTS** with the **SOUND** of that letter.

H



R



B



E



e



h



b

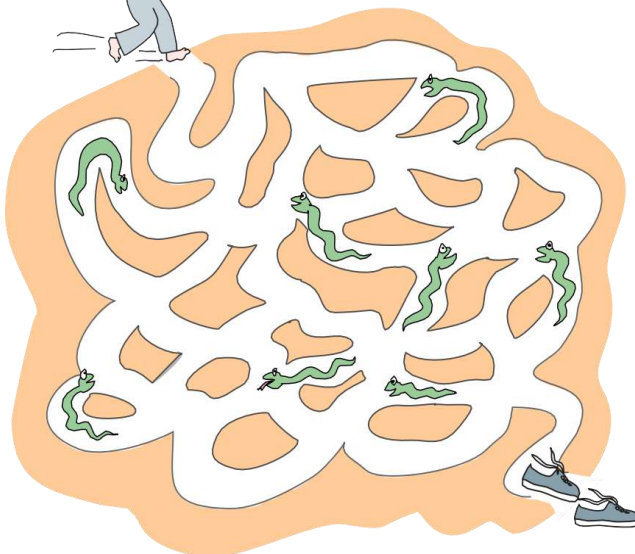


r



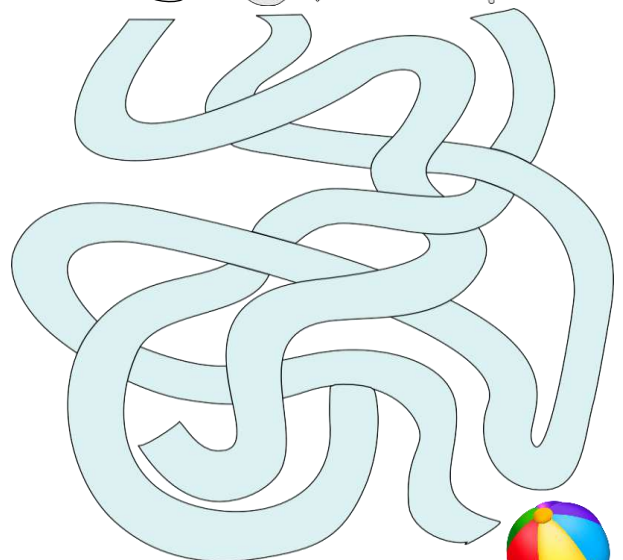
## Maze #1

Trace the paths for the man to reach his shoes.



## Maze #2

Help the Elephant to find her ball.



Day:

Date -



I. READ ALOUD THE WORDS :

HA

BA

RA



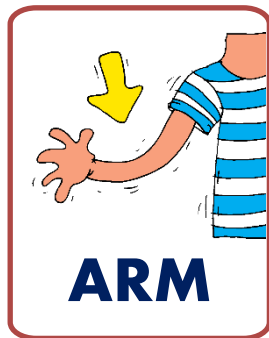


HAS

HE

BE

RE

HAD



II. TRACE THE WORDS. THEN CIRCLE THE SIX (5) DIFFERENCES IN THE BELOW PICTURES:

BED

MED

RED

HAM

BAM

RAM



Day:

Date -

### I. READ AND COPY THE WORDS :



bed




med




red





bam



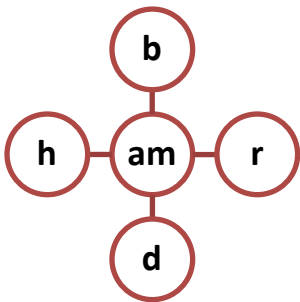

ham



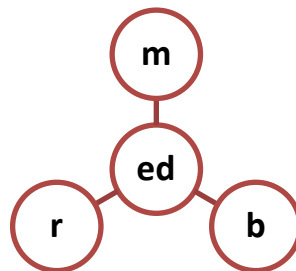

ram

### II. MAKE WORDS :



dam



med

### III. LOOK AT THE PICTURES AND WRITE THE WORDS :



h



m



a



r		m
---	--	---




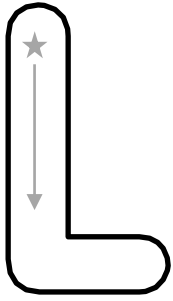
		d
--	--	---




		m
--	--	---

Day:

Date -

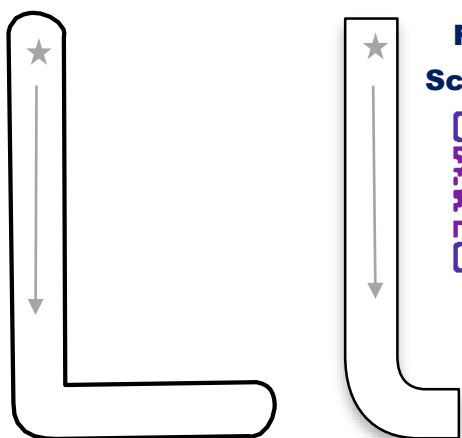





is for

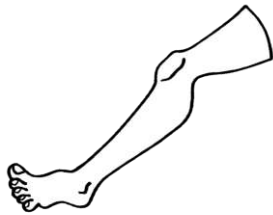


Trace the letter :

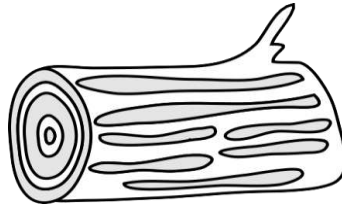
Circle the letter 'L' or 'l' :

 <p>For  Scan this QR </p> 	<table border="0"> <tr> <td>l</td> <td>L</td> <td>t</td> </tr> <tr> <td>X</td> <td>l</td> <td>L</td> </tr> <tr> <td>L</td> <td>l</td> <td>f</td> </tr> </table>	l	L	t	X	l	L	L	l	f
l	L	t								
X	l	L								
L	l	f								


Color the pictures :



**LEG**

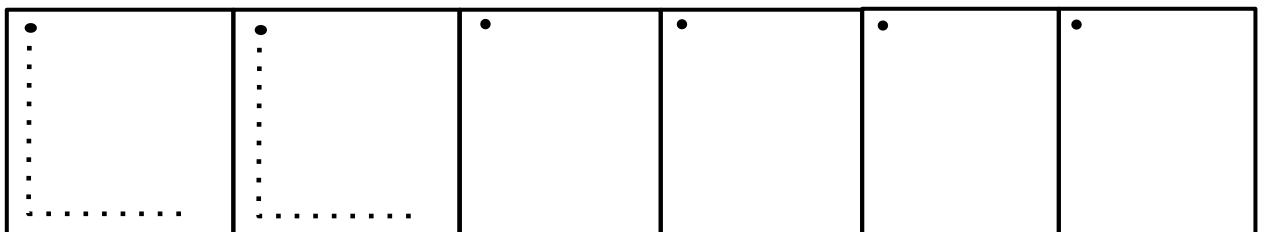
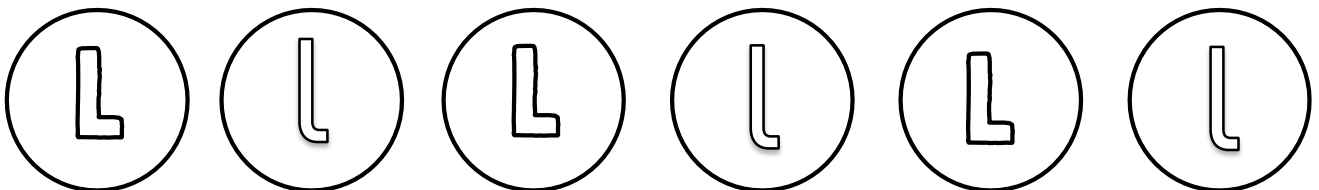


**LOG**




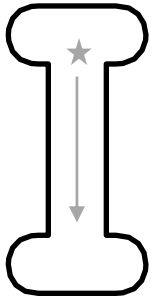
**LOCK**

Make a pattern :




Day:

Date -



**is for**




Trace the letter :

Circle the letter 'I' or 'i' :

--	--

Color the pictures :



**INSECT**

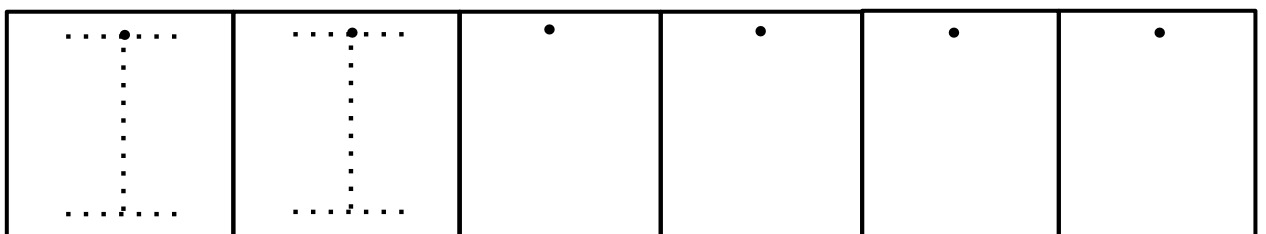
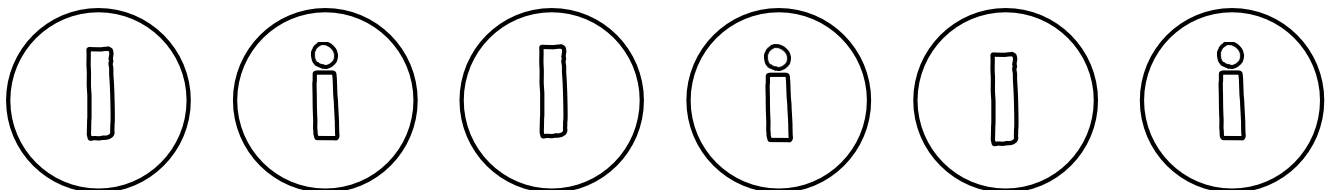


**INDIA**




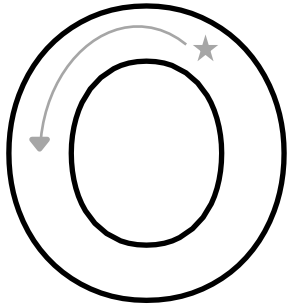
**ITCH**

Make a pattern :

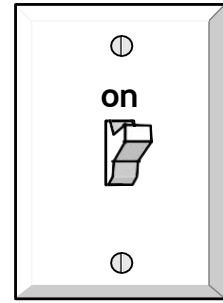


Day:

Date -



is for



Trace the letter :


Circle the letter 'O' or 'o' :

	<table border="0"> <tr> <td>O</td> <td>C</td> <td>O</td> </tr> <tr> <td>o</td> <td>Q</td> <td>o</td> </tr> <tr> <td>O</td> <td>O</td> <td>P</td> </tr> </table>	O	C	O	o	Q	o	O	O	P
O	C	O								
o	Q	o								
O	O	P								


Color the pictures :



**O**STRICH

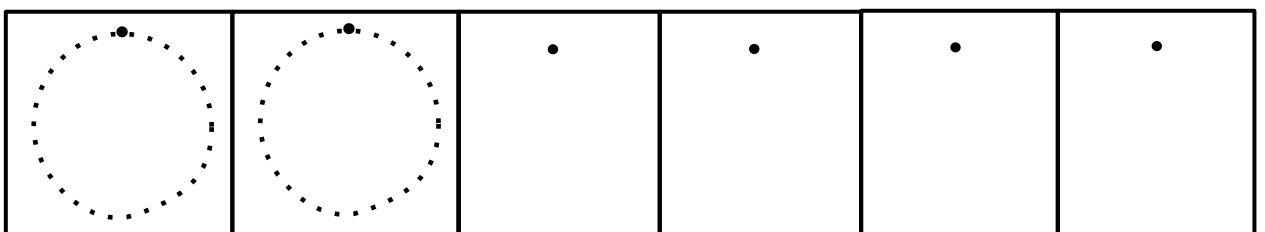
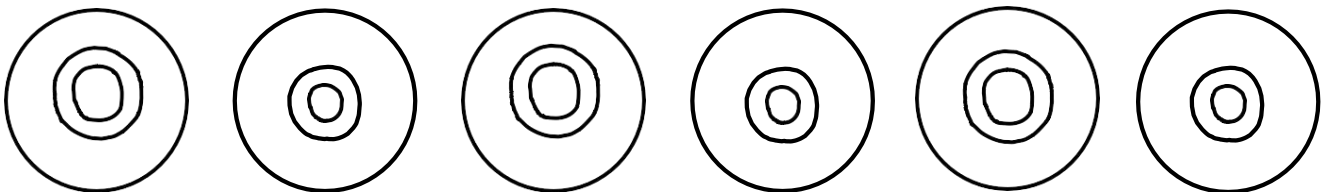


**O**CTOPUS



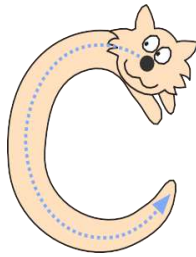

**O**X

Make a pattern :




Day:

Date -



is for




Trace the letter :

Circle the letter 'C' or 'c' :

	<table border="0"> <tr> <td>c</td> <td>e</td> <td>C</td> </tr> <tr> <td>o</td> <td>C</td> <td>c</td> </tr> <tr> <td>c</td> <td>C</td> <td>G</td> </tr> </table>	c	e	C	o	C	c	c	C	G
c	e	C								
o	C	c								
c	C	G								


Color the pictures :



**CAB**

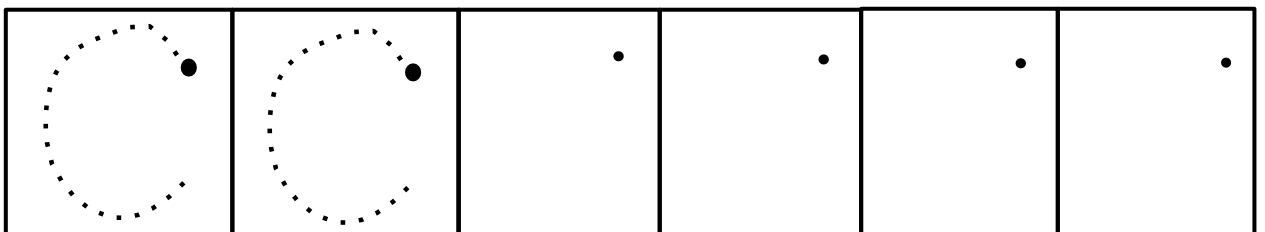
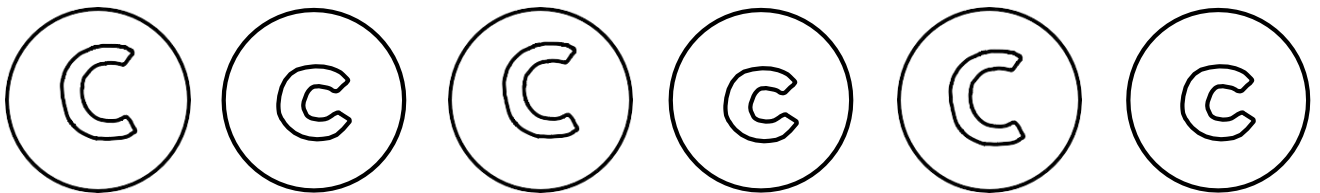


**CAN**



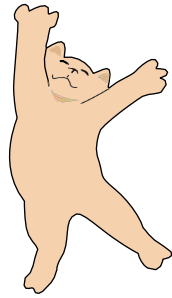
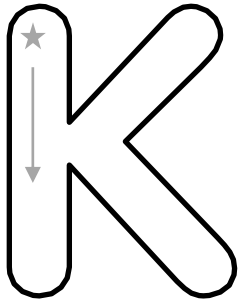
**COW**

Make a pattern :




Day:

Date -



is for



Trace the letter :


Circle the letter 'K' or 'k' :

	<table border="1"> <tr> <td>K</td> <td>h</td> <td>k</td> </tr> <tr> <td>N</td> <td>k</td> <td>k</td> </tr> <tr> <td>K</td> <td>w</td> <td>K</td> </tr> </table>	K	h	k	N	k	k	K	w	K
K	h	k								
N	k	k								
K	w	K								


Color the pictures :



**KEY**

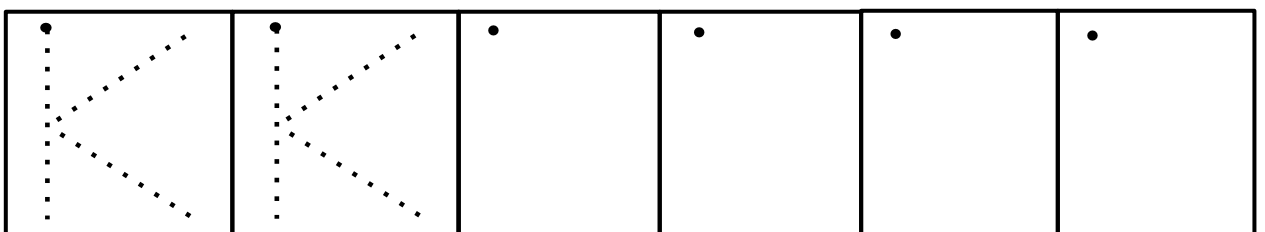
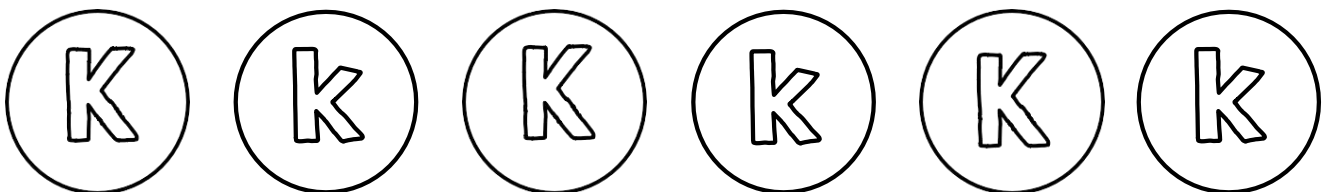


**KING**



**KANGAROO**

Make a pattern :




# SOUND & ACTION


**L l**

 **Action:** Pretend to lick a lollipop and say l, l, l, l

**I i**

 **Action:** Pretend to be a mouse by wiggling fingers at end of nose and squeak i, i, i, i

**O o**

 **Action:** Pretend to turn light switch on and off and say o, o, o, o.

**C c K k**

 **Action:** Holding hand like flying a kite say kkk, kkk and showing hands like whiskers of a cat ck, ck




Day:

Date -

# I. LEARN ABOUT THE SIGHT WORDS :

## SIGHT WORDS

				
is	me	has	the	what
was	so	may	they	when
are	no	and	there	why
were	to	all	like	where
am	do	have	come	who
be	of	gave	some	which
been	go	said	only	how

# English Pronouns

Subject Pronouns	Object Pronouns	Possessive Adjectives	Possessive Pronouns
I	Me	My	Mine
You	You	Your	Yours
He	Him	His	His
She	Her	Her	Hers
It	It	Its	Its
We	Us	Our	Ours
You	You	Your	Yours
They	Them	Their	Theirs

Day:

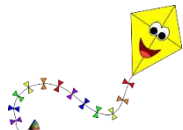
Date -



# CONNECT THE ALPHABET

Draw a **LINE** between each letter and the picture that **STARTS** with the **SOUND** of that letter.

L



i



I



C



C



O



K



l



O




k



## VOCABULARY:

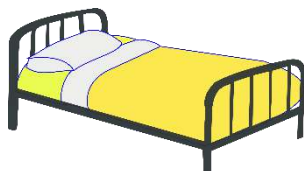
Write the first letter of the word :



am




ad



ed

## Maze #1

Help the BOY to find his cycle.



Day:

Date -



I. READ ALOUD THE WORDS :

CA

KA

LA

KI

LI

KE

LE

HIS

HIM

LAD



LAB



CAB



RIM



SIM



CAM



LAM



KID



LID

II. TRACE THE WORDS. THEN CIRCLE THE SIX (6) DIFFERENCES IN THE BELOW PICTURES:

CAM



LAM

LAB

CAB

KID

LID



Day:

Date -

### I. READ AND COPY THE WORDS :



lab




cab




rim




sim

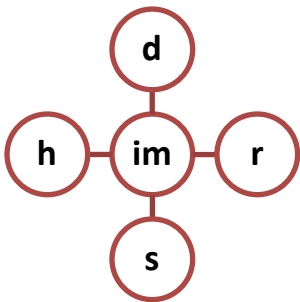



kid

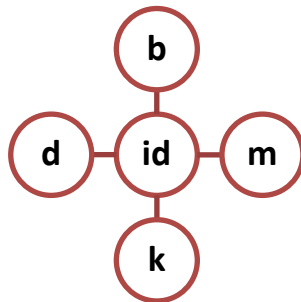



lid


### II. MAKE WORDS :



dim



bid

### III. LOOK AT THE PICTURES AND WRITE THE WORDS :



		c
l		m



		c
		b

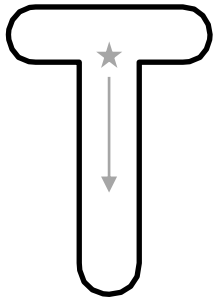


		l
		d



Day:

Date -





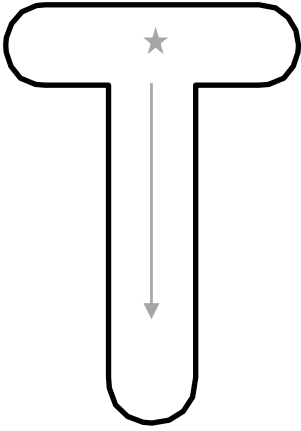
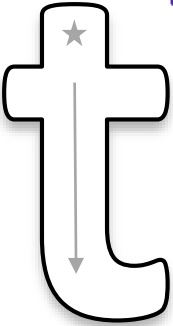

is for



Trace the letter :

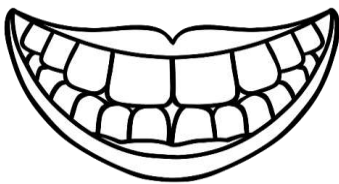
Circle the letter 'T' or 't' :

For  Scan this QR 






T L t  
t f T  
T t H


Color the pictures :



**TEETH**




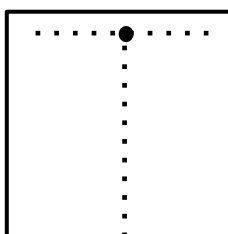
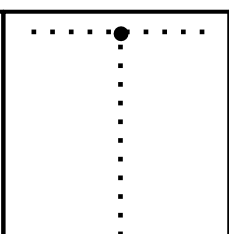



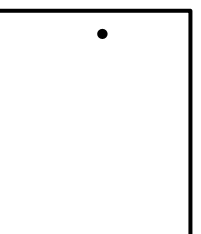
**TEN**



**TRAIN**


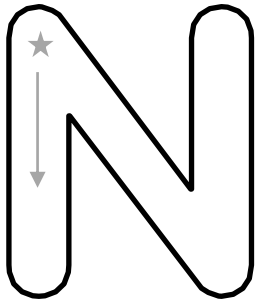
Make a pattern :



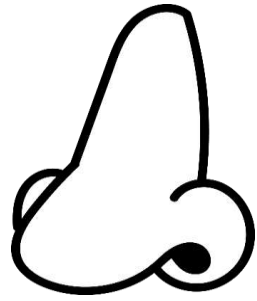
					
---	---	---	---	--	---

Day:

Date -



**is for**

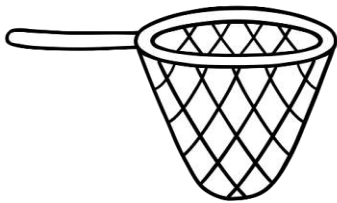


Trace the letter :

Circle the letter 'N' or 'n' :

	<table border="0"> <tr> <td>M</td> <td>n</td> <td>N</td> </tr> <tr> <td>Z</td> <td>N</td> <td>n</td> </tr> <tr> <td>n</td> <td>N</td> <td>h</td> </tr> </table>	M	n	N	Z	N	n	n	N	h
M	n	N								
Z	N	n								
n	N	h								

Color the pictures :



**NET**

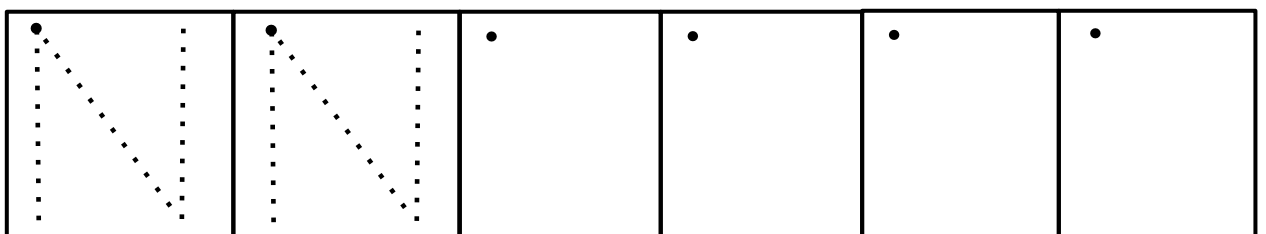
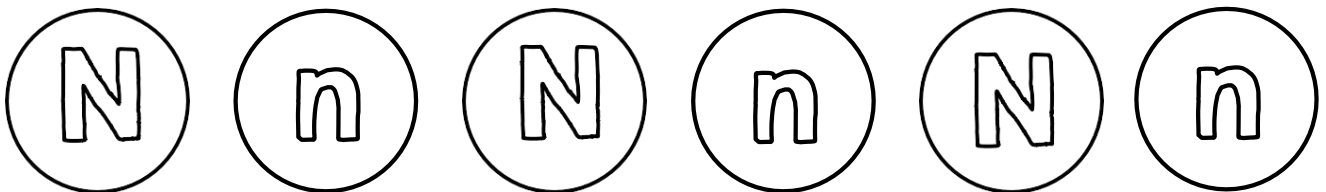


**NURSE**




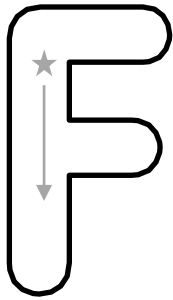
**NEST**

Make a pattern :




Day:

Date -




is for



Trace the letter :

Circle the letter 'F' or 'f' :

	<table border="0"> <tr> <td>t</td> <td>f</td> <td>F</td> </tr> <tr> <td>F</td> <td>T</td> <td>f</td> </tr> <tr> <td>E</td> <td>f</td> <td>F</td> </tr> </table>	t	f	F	F	T	f	E	f	F
t	f	F								
F	T	f								
E	f	F								



Color the pictures :



**FOX**



**FIRE**



**FIVE**

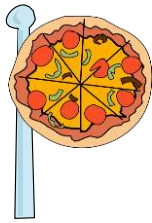
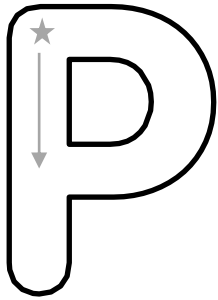
Make a pattern :

--	--	--	--	--	--


--	--	--	--	--	--

Day:

Date -



is for



Trace the letter :


Circle the letter 'P' or 'p' :

	<table border="0"> <tr> <td>P</td> <td>p</td> <td>y</td> </tr> <tr> <td>g</td> <td>P</td> <td>p</td> </tr> <tr> <td>p</td> <td>R</td> <td>P</td> </tr> </table>	P	p	y	g	P	p	p	R	P
P	p	y								
g	P	p								
p	R	P								


Color the pictures :



**POT**

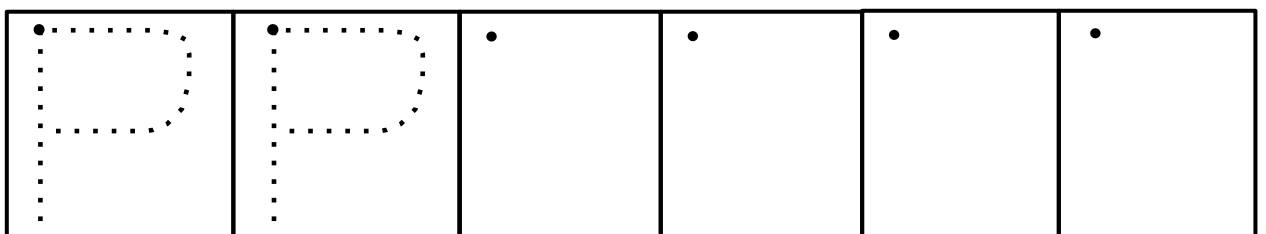
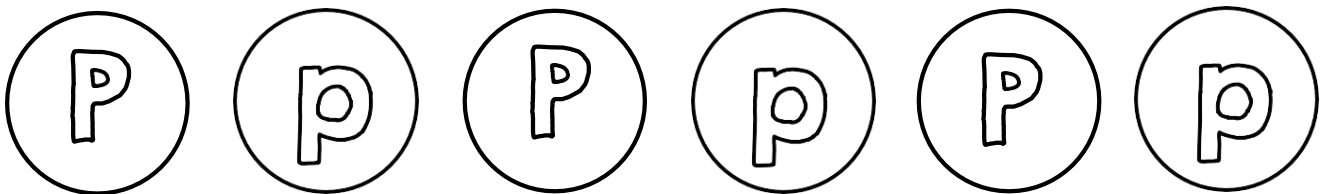


**PIG**



**POPCORN**

Make a pattern :




Day:

Date -

# SOUND & ACTION

## T t



Action: Turn head from side to side as if watching tennis and say t, t, t.


## N n



Action: Hold arms out at side, as if a plane, and say nnnnnnnnn.


CSK MATHEMATICAL SCIENCE CLUB

## Ff




Action: Let hands gently come together as if fish deflating and say fffff.

## P p



Action: Pretend to puff out candles and say p, p, p.



Day:

Date -




# CONNECT THE ALPHABET

Draw a **LINE** between each letter and the picture that **STARTS** with the **SOUND** of that letter.

T



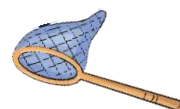
f



N



t



F



p



P



n



## VOCABULARY:

Write the first letter of the word :



**op**




**ot**



**an**

## Maze #1

Help the GIRL to find her way.



Day:

Date -



**I. READ ALOUD THE WORDS :**

TA	NA	FA	PA	FAT
TE	NE	FE	PE	NET
TI	NI	FI	PI	NIP
TO	NO	FO	PO	NOT

**NAP**

**TAP**

**PEN**

**TEN**

**NET**

**PET**

**PIN**

**TIN**

**II. TRACE THE WORDS. THEN CIRCLE THE SIX (6) DIFFERENCES IN THE BELOW PICTURES:**

ANT

PAT

FAN

PIT

FIN

TIP



Day:

Date -

### I. READ AND COPY THE WORDS :




bin [ ] [ ] [ ] [ ] [ ] [ ] [ ]



pin [ ] [ ] [ ] [ ] [ ] [ ] [ ]




tin [ ] [ ] [ ] [ ] [ ] [ ] [ ]



hen [ ] [ ] [ ] [ ] [ ] [ ] [ ]



pen [ ] [ ] [ ] [ ] [ ] [ ] [ ]



ten [ ] [ ] [ ] [ ] [ ] [ ] [ ]

### II. MAKE WORDS :

Word formation puzzle with letters: d, h, en, m, t. A vertical box contains the word "den" and two empty spaces.

Word formation puzzle with letters: b, l, et, m, n. A vertical box contains the word "bet" and two empty spaces.

Word formation puzzle with letters: b, f, an, m, p. A vertical box contains the word "ban" and two empty spaces.

### III. LOOK AT THE PICTURES AND WRITE THE WORDS :









Picture of a ceiling fan. A vertical box contains the letter "f" and one empty space. A horizontal box contains the letters "p" and "n" and one empty space.

Picture of a water tap. A vertical box contains the letter "t" and one empty space. A horizontal box contains one empty space and the letter "p".

Picture of a dog and a bird. A vertical box contains the letter "p" and one empty space. A horizontal box contains two empty spaces and the letter "t".

I. Colour and read the story :





# CAT ON THE MAT



Day:


Date -

I. Choose the correct pronoun for the given pictures (he/she/it/they) :


 <p>he she it</p>	 <p>they she it</p>	 <p>he she it</p>
<p>he she it</p> 	<p>he she it</p> 	<p>he they she</p> 
 <p>he they it</p>	 <p>he she they</p>	 <p>he she it</p>
<p>they she he</p> 	<p>he she it</p> 	<p>he they it</p> 
 <p>he she it</p>	 <p>he she it</p>	 <p>he she it</p>
<p>he she it</p> 	<p>he she it</p> 	<p>he they it</p> 
 <p>it she they</p>	 <p>she they it</p>	 <p>he she it</p>

Day:

Date -





is for




Trace the letter :

Circle the letter 'G' or 'g' :

For   
Scan this QR






G	g	w
g	G	C
G	p	g


Color the pictures :



**GOWN**

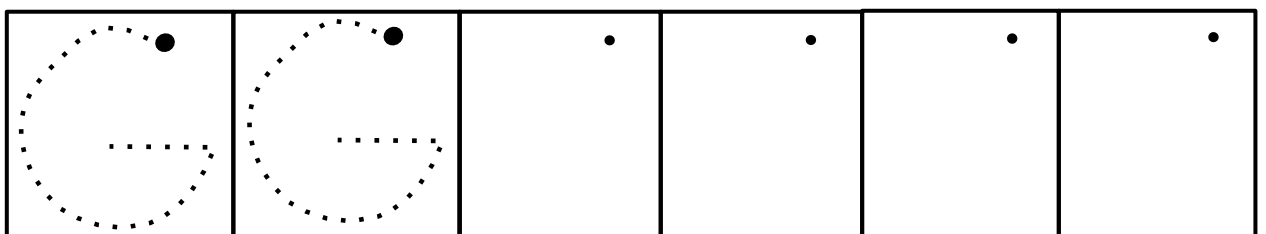
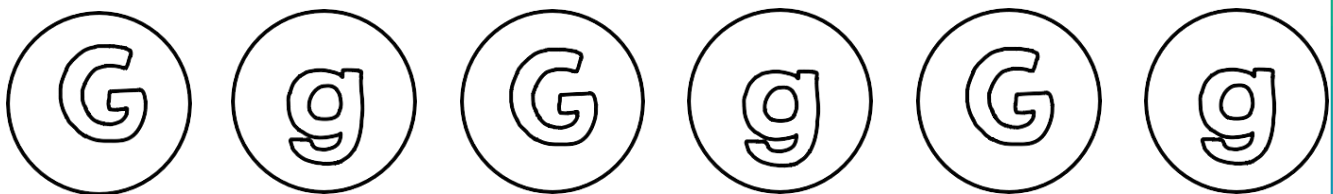


**GOAT**



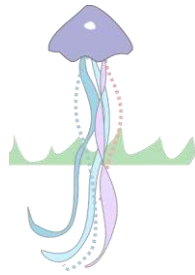
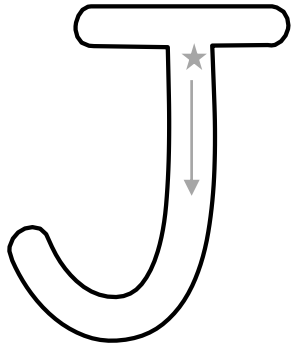
**GIRL**

Make a pattern :

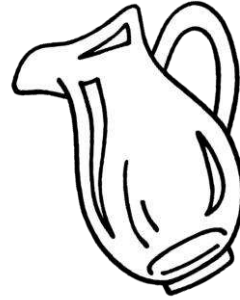


Day:

Date -



is for




Trace the letter :

Circle the letter 'J' or 'j' :

	<table border="1"> <tr> <td>i</td> <td>J</td> <td>j</td> </tr> <tr> <td>j</td> <td>T</td> <td>J</td> </tr> <tr> <td>J</td> <td>j</td> <td>l</td> </tr> </table>	i	J	j	j	T	J	J	j	l
i	J	j								
j	T	J								
J	j	l								

Color the pictures :



**JUICE**

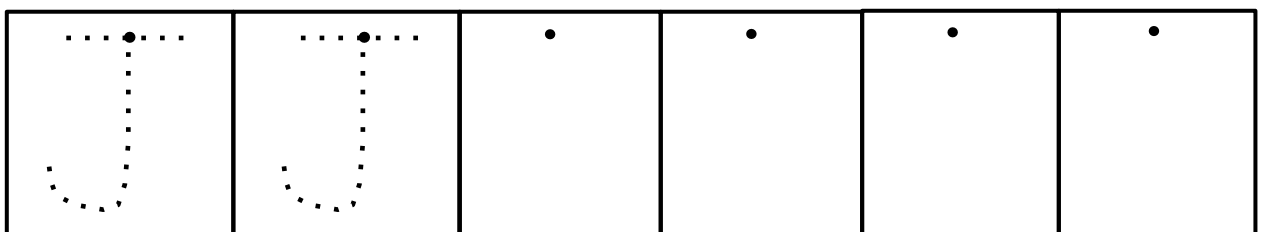
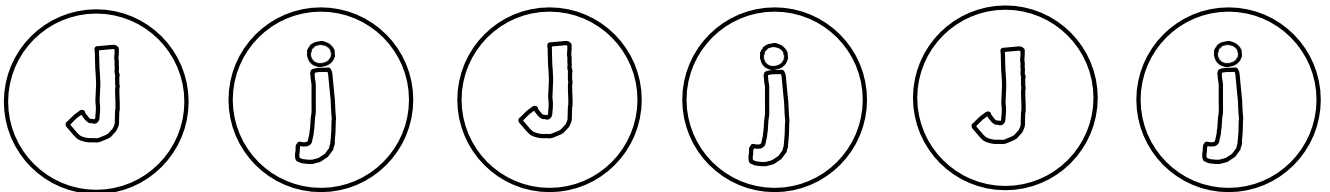


**JET**



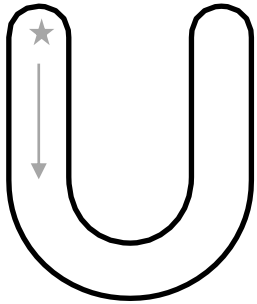
**JEEP**

Make a pattern :




Day:

Date -



**is for**




Trace the letter :

Circle the letter 'U' or 'u' :


	<p>u    h    U</p> <p>r    U    u</p> <p>U    u    m</p>
--	--

Color the pictures :



**UNDER**

abcde

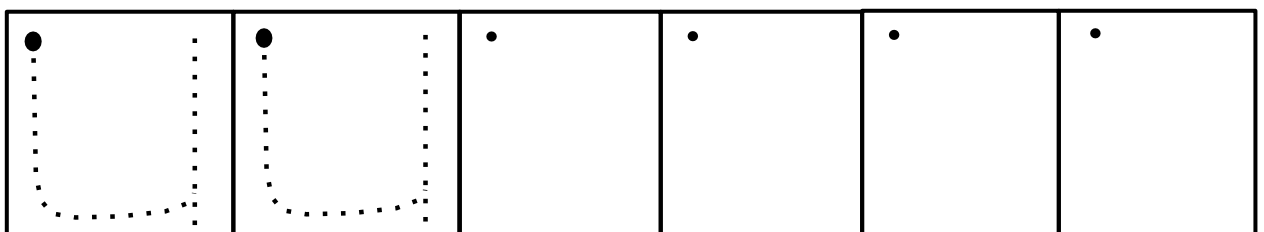



**UNDERLINE**




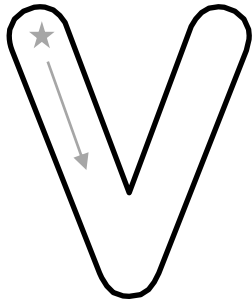
**UP**

Make a pattern :



Day:

Date -



is for




Trace the letter :

Circle the letter 'V' or 'v' :

	<table border="0"> <tr> <td>Y</td> <td>v</td> <td>V</td> </tr> <tr> <td>V</td> <td>x</td> <td>v</td> </tr> <tr> <td>v</td> <td>V</td> <td>t</td> </tr> </table>	Y	v	V	V	x	v	v	V	t
Y	v	V								
V	x	v								
v	V	t								


Color the pictures :



**VAN**

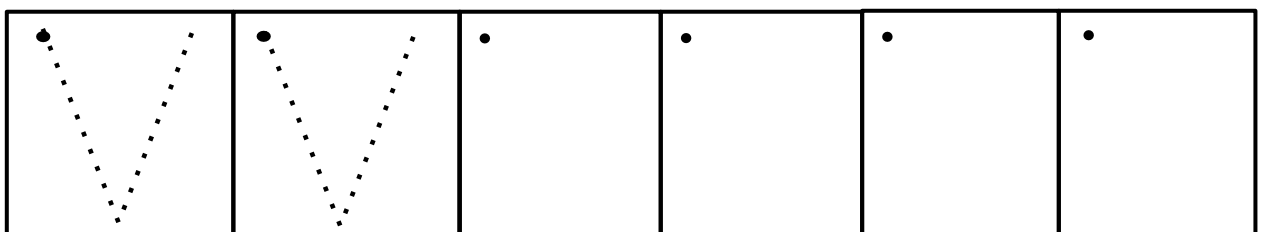
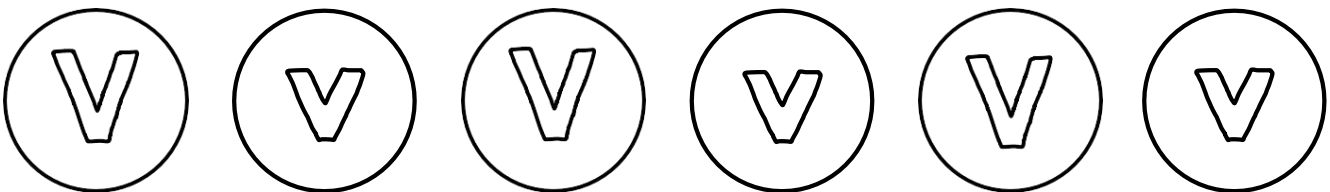


**VET**



**VASE**

Make a pattern :



# SOUND & ACTION

## V v



Action: Pretend to be holding the steering wheel of a van and say vvvvvvvv.


## U u



Action: Pretend to be putting up an umbrella and say u, u, u, u.

CSK MATHEMATICAL SCIENCE CLUB

## J j



Action: Pretend to wobble on a plate and say j, j, j.

## G g



Action: Spiral hand down, as if water going down the drain and say g, g, g.



Day:

Date -



# CONNECT THE ALPHABET

Draw a **LINE** between each letter and the picture that **STARTS** with the **SOUND** of that letter.

V



g



U



j



J



u



G



v



## VOCABULARY:

Write the first letter of the word :



p




ug



un

## Maze #1

Help the OX to find his friend.



Day:

Date -



**I. READ ALOUD THE WORDS :**

VA

JA

GA


VE

JU

GA

FI

JO




**VAN**



**JAM**



**VET**



**JET**



**RUN**



**GUM**



**TUB**



**JUG**

**II. TRACE THE WORDS. THEN CIRCLE THE SIX (6) DIFFERENCES IN THE BELOW PICTURES:**

VIM


TUG

BUS

JOG

GUT

GAS



Day:

Date -

### I. READ AND COPY THE WORDS :



bun




run




sun




jet



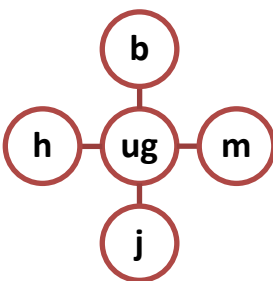

pet



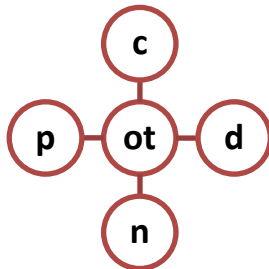

vet



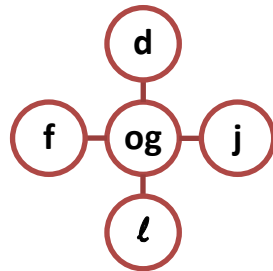

### II. MAKE WORDS :



bug



cot



dog

### III. LOOK AT THE PICTURES AND WRITE THE WORDS :



d









l		g
---	--	---




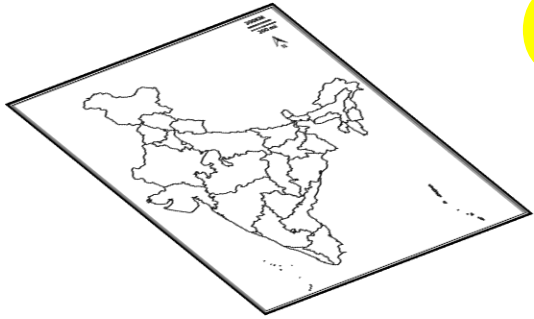






s		b
---	--	---



m		n
---	--	---


I. Colour and read the story :

# DAN AND HIS CAP

 <p>1</p> <p>A cap.</p>	 <p>2</p> <p>A map.</p>
 <p>3</p> <p>A tap.</p>	 <p>4</p> <p>Dan had a cap on his lap.</p>
 <p>5</p> <p>The map is in the cap.</p>	 <p>6</p> <p>Dan had a nap.</p>
 <p>7</p> <p>The tap ran on the cap and the map.</p>	 <p>8</p> <p>Dan has a wet cap and a wet map on his lap.</p>

Day:

Date -



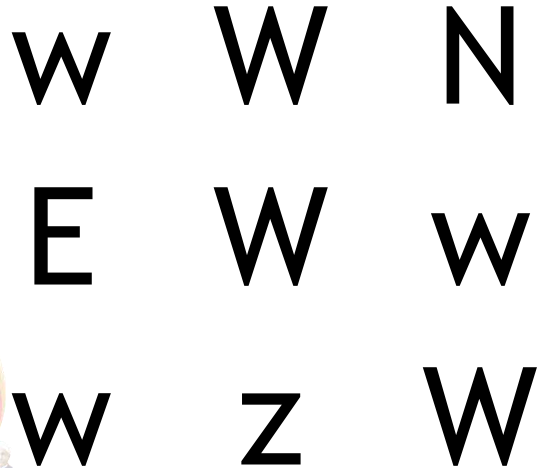

is for




Trace the letter :

Circle the letter 'W' or 'w' :


For  Scan this QR



Color the pictures :



**WALL**

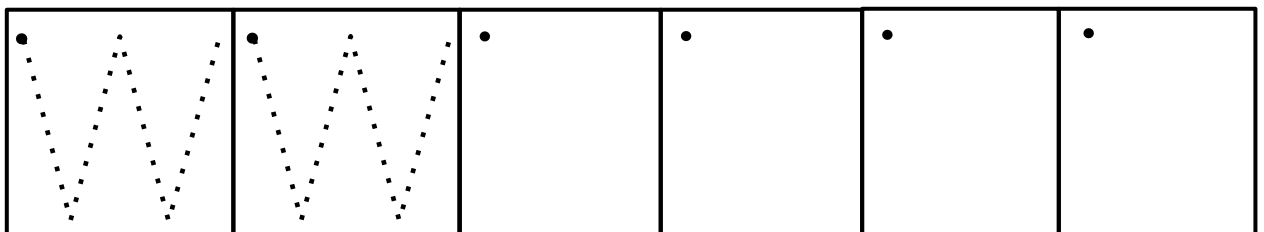



**WHEEL**



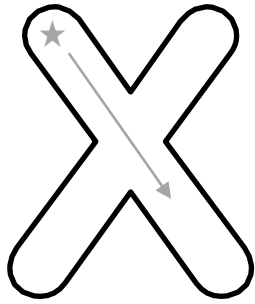
**WAND**

Make a pattern :




Day:

Date -





is for

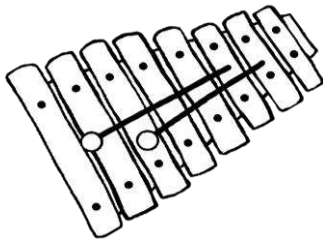


Trace the letter :


Circle the letter 'X' or 'x' :

 	<table border="0"> <tr> <td>x</td> <td>X</td> <td>y</td> </tr> <tr> <td>N</td> <td>x</td> <td>X</td> </tr> <tr> <td>X</td> <td>x</td> <td>k</td> </tr> </table>	x	X	y	N	x	X	X	x	k
x	X	y								
N	x	X								
X	x	k								

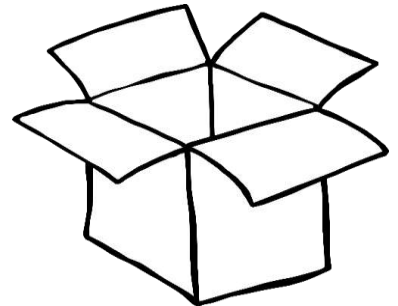
Color the pictures :



**XYLOPHONE**

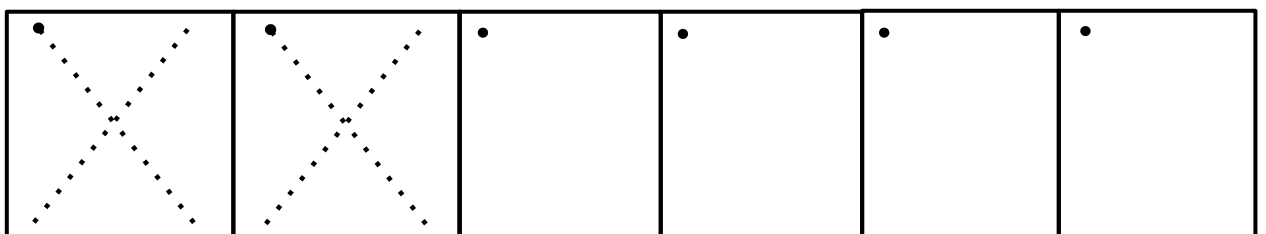
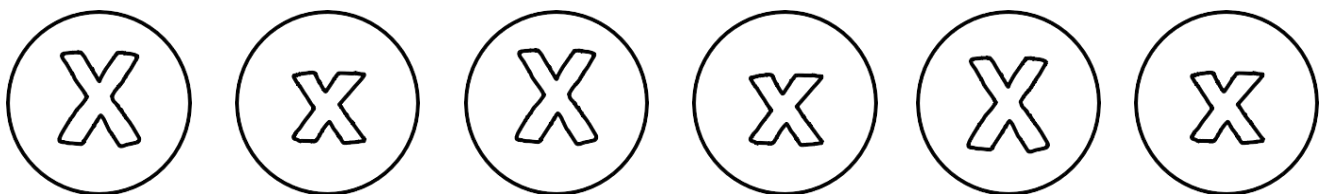


**FOX**




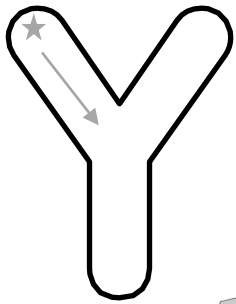
**BOX**

Make a pattern :




Day:

Date -



is for




Trace the letter :

Circle the letter 'Y' or 'y' :

	<table border="0"> <tr> <td>y</td> <td>Y</td> <td>g</td> </tr> <tr> <td>y</td> <td>T</td> <td>Y</td> </tr> <tr> <td>Y</td> <td>y</td> <td>v</td> </tr> </table>	y	Y	g	y	T	Y	Y	y	v
y	Y	g								
y	T	Y								
Y	y	v								


Color the pictures :



**YAK**

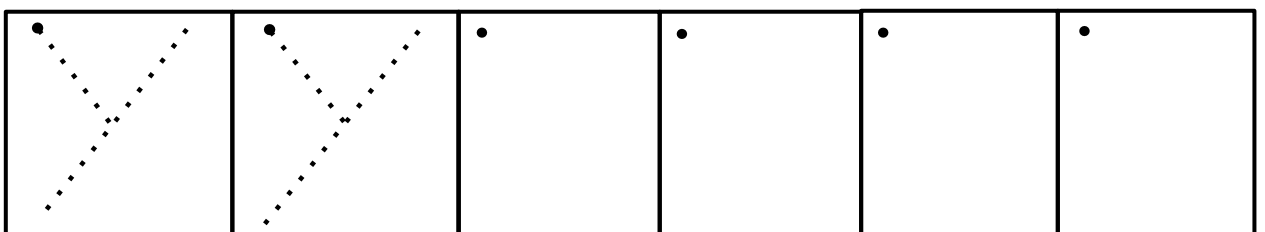
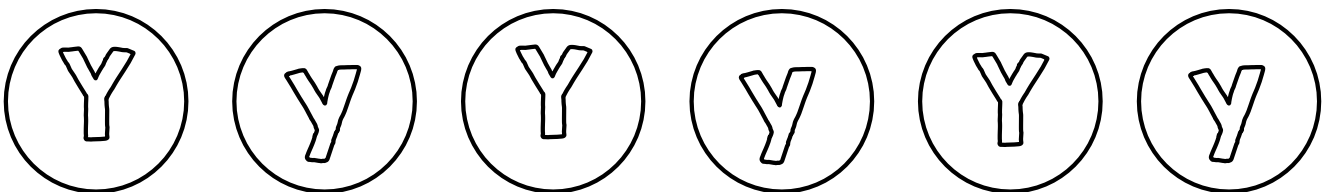


**YOLK**



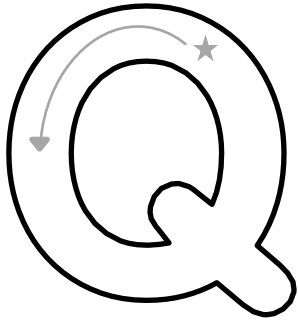
**YARN**

Make a pattern :



Day:

Date -



is for



Trace the letter :


Circle the letter 'Q' or 'q' :

	<p>q Q q</p> <p>Q j o</p> <p>g q Q</p>
--	--

Color the pictures :



QUEEN

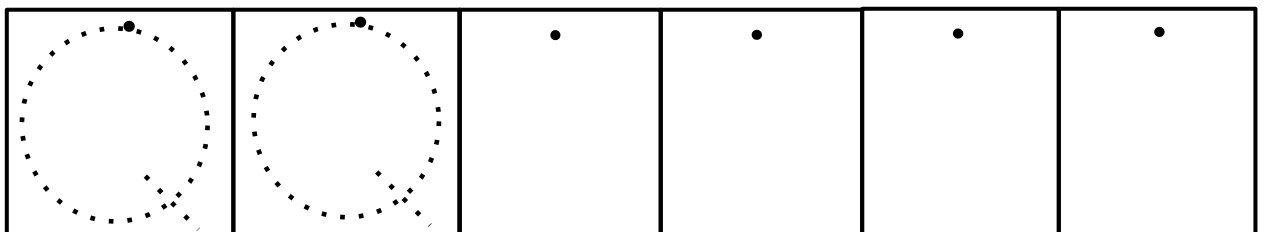
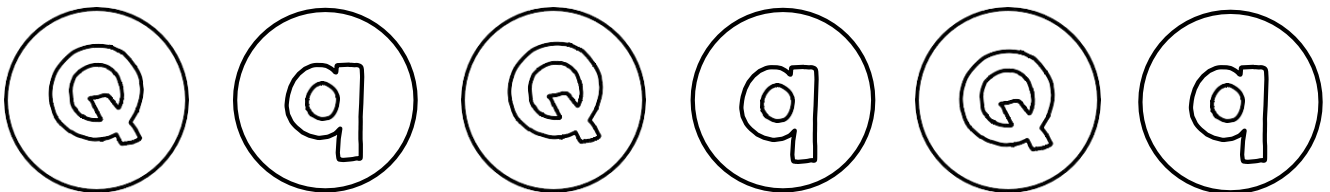


QUIET



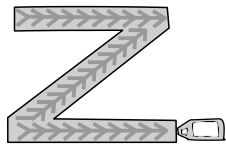

QUAIL

Make a pattern :




Day:

Date -

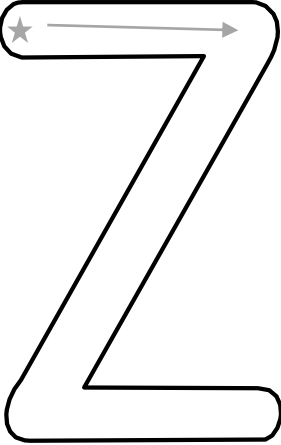



is for



Trace the letter :


Circle the letter 'Z' or 'z' :

 	<table border="0"> <tr> <td>Z</td> <td>z</td> <td>F</td> </tr> <tr> <td>z</td> <td>k</td> <td>N</td> </tr> <tr> <td>Z</td> <td>z</td> <td>Z</td> </tr> </table>	Z	z	F	z	k	N	Z	z	Z
Z	z	F								
z	k	N								
Z	z	Z								

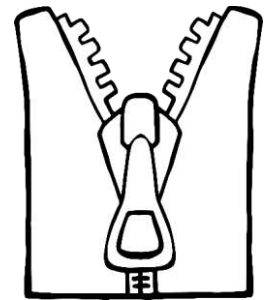
Color the pictures :



**ZEBRA**

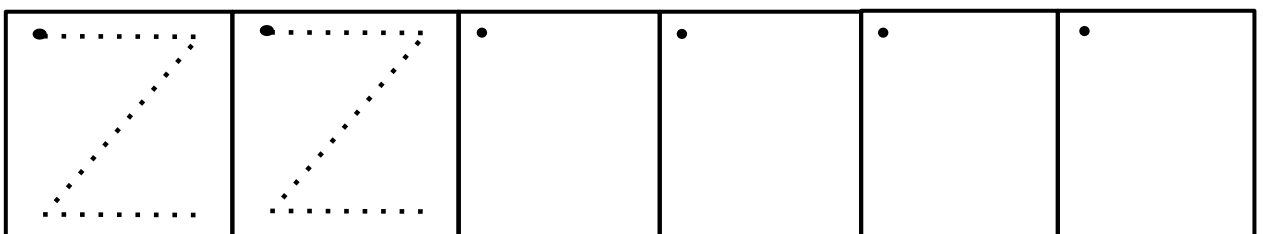
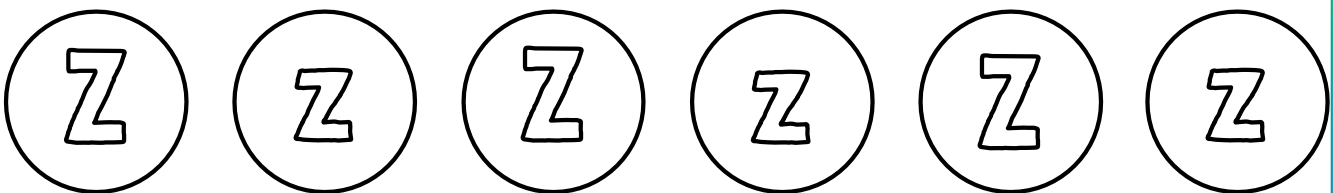


**ZIG-ZAG**



**ZIP**

Make a pattern :




# SOUND & ACTION


## Ww



## Zz




## Yy



## QU qu



## Xx



Day:

Date -



# CONNECT THE ALPHABET

Draw a **LINE** between each letter and the picture that **STARTS** with the **SOUND** of that letter.

Z



W



Y



q




X



y



W



x



Q



z




## VOCABULARY:

Write the first letter of the word :



ak




all



oo

## Maze #1

Help the BOY to find his DOG.



Day:

Date -



I. READ ALOUD THE WORDS :

WA

XA

ZA

VE

QU

WE

XI

VI




WIG



OX



ZIP



WEB



WET



FOX



QUIET



YAK

II. TRACE THE WORDS. THEN CIRCLE THE SIX (6) DIFFERENCES IN THE BELOW PICTURES:

ZOO


WAX

ZIP

WALL

QUAIL

YAK



Day:

Date -

### I. READ AND COPY THE WORDS :



zip [ ] [ ] [ ] [ ] [ ] [ ] [ ]



yak [ ] [ ] [ ] [ ] [ ] [ ] [ ]



wig [ ] [ ] [ ] [ ] [ ] [ ] [ ]




fox [ ] [ ] [ ] [ ] [ ] [ ] [ ]



wet [ ] [ ] [ ] [ ] [ ] [ ] [ ]



web [ ] [ ] [ ] [ ] [ ] [ ] [ ]



### II. MAKE WORDS :

Word formation puzzle with letters: r, g, un, n, s. A vertical box contains the word "run" and two empty spaces.

Word formation puzzle with letters: b, p, ig, w, z. A vertical box contains the word "big" and two empty spaces.

Word formation puzzle with letters: h, m, op, p, t. A vertical box contains the word "hop" and two empty spaces.

### III. LOOK AT THE PICTURES AND WRITE THE WORDS :









Picture of a girl in a raincoat. A grid contains the letters: m, [ ], w, [ ], t.

Picture of a fox. A grid contains the letters: m, [ ], x.

Picture of a wig. A grid contains the letters: m, [ ], g.

I. Colour and read the story :

# PAL THE PUP

 <p>1</p> <p>PAL</p> <p>Pal is a pup.</p>	 <p>2</p> <p>PAL</p> <p>Pal has a sip.</p>
 <p>3</p> <p>PAL</p> <p>Pal has a dip.</p>	 <p>4</p> <p>PAL</p> <p>Pal has a tip.</p>
 <p>5</p> <p>PAL</p> <p>Pal has a nip.</p>	 <p>6</p> <p>PAL</p> <p>Pal has a big rip.</p>
 <p>7</p> <p>PAL</p> <p>Pal has a big rip of a zip.</p>	 <p>8</p> <p>PAL</p> <p>Pal has his lip in the zip.</p>

Day:

Date -

**I. READ ALOUD THE WORDS :**

LETTERS	Tamil sounds	A	E	I	O	U
B	ப்	BA	BE	BI	BO	BU
C	க்	CA	CE	CI	CO	CU
D	டு	DA	DE	DI	DO	DU
F	ஃப்	FA	FE	FI	FO	FU
G	க்அ	GA	GE	GI	GO	GU
H	ஹ	HA	HE	HI	HO	HU
J	ஜ்	JA	JE	JI	JO	JU
K	க்	KA	KE	KI	KO	KU
L	ல்	LA	LE	LI	LO	LU
M	ம்	MA	ME	MI	MO	MU
N	ன்	NA	NE	NI	NO	NU
P	ப்	PA	PE	PI	PO	PU
Q	க்யு	-	-	-	-	QU
R	ர்	RA	RE	RI	RO	RU
S	ஸ்	SA	SE	SI	SO	SU
T	ட்	TA	TE	TI	TO	TU
V	வ்	VA	VE	VI	VO	VU
W	உவ்	WA	WE	WI	WO	WU
X	க்ஸ்	XA	XE	XI	XO	XU
Y	ய்	YA	YE	YI	YO	YU
Z	ஸ்	ZA	ZE	ZI	ZO	ZU

Day:

Date -

I. READ ALOUD THE WORDS :

CVC List: Short a

-ad	-ag	-an	-ap	-at	other
bad	bag	ban	cap	bat	cab
dad	gag	can	gap	cat	lab
had	lag	fan	lap	fat	tab
lad	nag	man	map	hat	gal
mad	rag	pan	nap	mat	ham
pad	sag	ran	rap	pat	jam
sad	tag	tan	sap	rat	ram
tad	wag	van	tap	sat	gas

II. MAKE WORDS :

	<table border="1"> <tr><td>bag</td></tr> <tr><td> </td></tr> <tr><td> </td></tr> <tr><td> </td></tr> </table>	bag					<table border="1"> <tr><td>mad</td></tr> <tr><td> </td></tr> <tr><td> </td></tr> <tr><td> </td></tr> </table>	mad					<table border="1"> <tr><td>can</td></tr> <tr><td> </td></tr> <tr><td> </td></tr> <tr><td> </td></tr> </table>	can			
bag																	
mad																	
can																	
	<table border="1"> <tr><td>gap</td></tr> <tr><td> </td></tr> <tr><td> </td></tr> <tr><td> </td></tr> </table>	gap					<table border="1"> <tr><td>bat</td></tr> <tr><td> </td></tr> <tr><td> </td></tr> <tr><td> </td></tr> </table>	bat					<table border="1"> <tr><td>fab</td></tr> <tr><td> </td></tr> <tr><td> </td></tr> <tr><td> </td></tr> </table>	fab			
gap																	
bat																	
fab																	

Day:

Date -

I. READ ALOUD THE WORDS : **CVC words : Short a**

# CVC Words - Short a

Find and write the words.

o	d	v	a	c	s
g	f	a	s	a	d
f	a	n	q	t	t
a	b	a	g	y	n
g	w	n	m	a	p

sad
van
map
bag
fan
cat



--	--	--



--	--	--



--	--	--



--	--	--



--	--	--



--	--	--

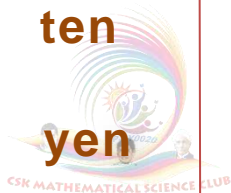
Day:

Date -

I. READ ALOUD THE WORDS :

CVC List: Short e

-ed	-eg	-en	-et	-other
bed	beg	den	bet	web
fed	keg	hen	get	gem
led	leg	men	jet	hem
med	meg	pen	met	pep
red	peg	ten	net	yes
wed		yen	pet	wet
			set	let
			vet	yet



II. MAKE WORDS :

	bed _____ _____ _____		meg _____ _____ _____		get _____ _____ _____
	net _____ _____ _____		den _____ _____ _____		

Day:

Date -

I. READ ALOUD THE WORDS : **CVC words : Short e**

# CVC Words - Short e

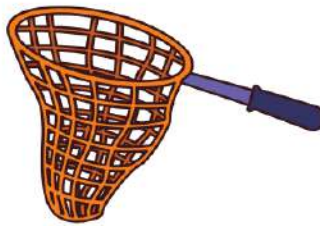
Find and write the words.

p	d	v	b	e	d
e	f	l	e	g	k
g	a	n	t	e	n
a	g	u	m	y	e
b	i	n	w	e	t

ten
leg
bed
peg
net
wet



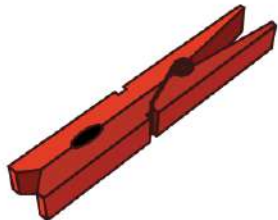
--	--	--



--	--	--



--	--	--



--	--	--









--	--	--



--	--	--

I. Colour and read the story :

# PETS ARE FUN



Day:

Date -

I. READ ALOUD THE WORDS :

CVCList: Short i

-id	-ig	-in	-ip	-it	other
bid	big	bin	dip	bit	bib
did	dig	din	hip	fit	fib
hid	fig	fin	lip	hit	rib
kid	gig	kin	nip	kit	dim
lid	jig	pin	rip	lit	him
mid	pig	sin	sip	pit	rim
rid	rig	tin	tip	sit	his
	wig	win	zip	wit	yip

II. MAKE WORDS :

	<table border="1"> <tr><td>bid</td></tr> <tr><td> </td></tr> <tr><td> </td></tr> <tr><td> </td></tr> </table>	bid					<table border="1"> <tr><td>dig</td></tr> <tr><td> </td></tr> <tr><td> </td></tr> <tr><td> </td></tr> </table>	dig					<table border="1"> <tr><td>pin</td></tr> <tr><td> </td></tr> <tr><td> </td></tr> <tr><td> </td></tr> </table>	pin			
bid																	
dig																	
pin																	
	<table border="1"> <tr><td>hip</td></tr> <tr><td> </td></tr> <tr><td> </td></tr> <tr><td> </td></tr> </table>	hip					<table border="1"> <tr><td>sit</td></tr> <tr><td> </td></tr> <tr><td> </td></tr> <tr><td> </td></tr> </table>	sit					<table border="1"> <tr><td>him</td></tr> <tr><td> </td></tr> <tr><td> </td></tr> <tr><td> </td></tr> </table>	him			
hip																	
sit																	
him																	

Day:

Date -


I. READ ALOUD THE WORDS : **CVC words : Short i**

# CVC Words - Short i

Find and write the words.

d	b	v	p	i	n
i	f	l	e	g	k
p	i	g	t	f	f
a	l	i	d	i	i
k	i	n	w	g	n

dip
lid
fig
pig
pin
fin



--	--	--




--	--	--



--	--	--



--	--	--



--	--	--



--	--	--

Day:

Date -

I. READ ALOUD THE WORDS :

**CVCList: Short o**

-ob	-og	-op	-ot	-other
bob	bog	cop	cot	rod
cob	cog	hop	dot	sod
gob	dog	mop	got	tot
job	fog	pop	hot	mom
mob	hog	top	lot	pom
rob	jog		not	
sob	log		pot	
			rot	



II. MAKE WORDS :

	bob    		cog    		hop    
	not    		got    		

Day:

Date -

I. READ ALOUD THE WORDS : **CVC words : Short o**

# CVC Words - Short o


Find and write the words.

d	o	g	p	e	n
i	f	l	o	g	k
p	e	g	t	o	p
a	l	b	o	x	o
c	o	g	w	g	t

box  
dog  
log  
cog  
top  
pot




--	--	--



--	--	--



--	--	--



--	--	--



--	--	--



--	--	--


Day:

Date -

I. READ ALOUD THE WORDS :

CVCList: Short u

-ub	-ug	-um	-un	-ut	other
cub	bug	bum	bun	but	bud
dub	dug	gum	dun	cut	cud
hub	hug	hum	fun	gut	dud
nub	jug	mum	gun	hut	mud
rub	mug	sum	nun	jut	pup
sub	pug		pun	nut	cup
tub	rug		run	rut	bus
	tug		sun		



II. MAKE WORDS :

	<table border="1"> <tr><td>cub</td></tr> <tr><td> </td></tr> <tr><td> </td></tr> <tr><td> </td></tr> </table>	cub					<table border="1"> <tr><td>dug</td></tr> <tr><td> </td></tr> <tr><td> </td></tr> <tr><td> </td></tr> </table>	dug					<table border="1"> <tr><td>hum</td></tr> <tr><td> </td></tr> <tr><td> </td></tr> <tr><td> </td></tr> </table>	hum			
cub																	
dug																	
hum																	
	<table border="1"> <tr><td>nun</td></tr> <tr><td> </td></tr> <tr><td> </td></tr> <tr><td> </td></tr> </table>	nun					<table border="1"> <tr><td>jut</td></tr> <tr><td> </td></tr> <tr><td> </td></tr> <tr><td> </td></tr> </table>	jut					<table border="1"> <tr><td>bud</td></tr> <tr><td> </td></tr> <tr><td> </td></tr> <tr><td> </td></tr> </table>	bud			
nun																	
jut																	
bud																	

Day:

Date -

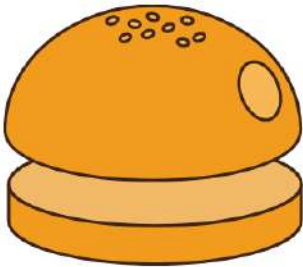
I. READ ALOUD THE WORDS : **CVC words: Short u**

# CVC Words - Short u


Find and write the words.

d	i	g	b	u	s
c	u	t	a	n	e
b	e	s	u	n	t
u	a	t	o	x	u
n	o	m	u	g	b

bus
cut
sun
tub
mug
bun



--	--	--



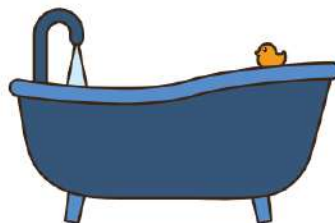
--	--	--




--	--	--



--	--	--





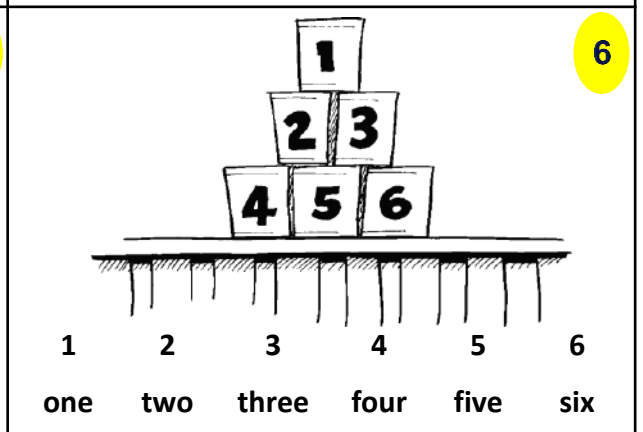



--	--	--



--	--	--

I. Colour and read the story :



# THE TIN BIN



Day:

Date -

**I. READ -CK (क) WORDS ALOUD :**



hack	lack	rack	sack
feck	heck	peck	reck
kick	lick	tick	wick
cock	lock	mock	sock
duck	luck	puck	yuck
quick	thick	click	chick
smack	black	rocky	ducky
stock	knock	check	wreck
attack	hijack	unpack	unlock
jackal	nickel	bucket	rocket

Day:

Date -

# C, K & CK RULE

**C**

Use 'c' before  
a, o and u

 **cat**   
 **cop**  
 **cup**

**K**

Use 'k' before  
e and i

 **key**   
**kite**

**K**

Use 'k' after  
consonant and  
long vowel














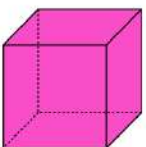


 **shark**  
 **cake**

**CK**

Use 'ck' after a  
short vowel

 **lock**   
 **tack**  
 **duck**

Look at the pictures and colour the correct words :

	king cing		cot kot		kap cap
	cite kite		cub kub		coke koke
	kake cake		kettle cettle		citten kitten
	cow kow		ciwi kiwi		corn korn
	cock cok		snake snace		kic kick
	cube kube		deck dek		tic tick

Day:

Date -

I. READ AND WRITE THE WORDS AND SENTENCES :


hack	lack	pack	rack	sack

tick	wick	buck	duck	luck

thick	quick	click	wreck	knock



The giraffe has a long **neck**.



The boy **kicked** the ball.



The key fits in the **lock**.



She was carrying baby on her **back**.




The **cock** looks colourful.



The **duck** can swim in the pond.



The candle has a thin **wick**.



A **buck** is a male deer.


She took a book out of her **pack**.



Day:

Date -

**I. READ -SH (ஷ) WORDS ALOUD:**



dash	hash	lash	rash
wish	pish	gush	lush
show	shot	shun	shed
crash	flash	fresh	trash
blush	brush	crush	flush
share	shape	shave	shame
short	shoot	shelf	shell
finish	polish	lavish	radish
shrimp	shrink	shrine	shadow
cashew	trashy	bishop	washer

Day:

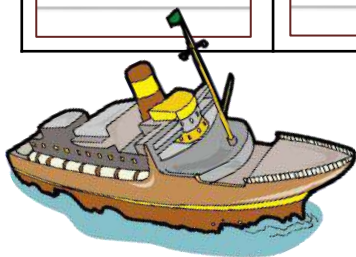
Date -

I. READ AND WRITE THE WORDS AND SENTENCES :

dash	rash	wish	pish	fish

shot	shun	shed	shut	ship

crash	flash	shell	short	shoot




This **ship** is big.



I tried to **shut** the door.



I need **cash** to buy a book.




The car is heavy to **push**.



I use soap to **wash** my hands.



The baby **sheep** is called a lamb.



The **fish** has fins.



I need to **rush** to catch the bus.



My house has a **shed**.




Day:

Date -

I. READ **-CH** (च) WORDS ALOUD :



**CHIP**



**CHIN**



**CHAT**



**CHOP**



**CHEF**



**CHEW**



**RICH**



**ARCH**



**ITCH**



**INCH**



**CHILLY**



**CHICK**



**CHAIN**



**CHESS**



**TORCH**



**WITCH**

each	inch	much	such
batch	catch	watch	latch
lunch	munch	hunch	bunch
chimp	child	couch	coach
march	touch	beach	bench
cheap	cheek	champ	chest

Day:

Date -

I. READ AND WRITE THE WORDS AND SENTENCES :

chip	chin	chat	chop	chef

much	each	inch	itch	such

chest	champ	catch	watch	batch



I like to eat **chips**.



My mom **chops** the carrot.



Ram switched on the **torch**.



The **chef** can bake a cake.



The baby **chick** is cute.



We like to play **chess**.



The **arch** has a curve shape.



My dad bought a 40-**inch** TV.



The rash on my arm is starting to **itch**.

Day:

Date -

# FLOSS RULE

If one syllable word has one vowel and ends with *f, l, s, z* then **Double the last letter.**

1 syllable + short vowel + (f, l, s, z) = Double Damaka

*aeiou*

F L S Z

FLOSS

Look at the pictures and colour the correct words :

	miss mis		map mapp		well wel
	puf puff		ball bal		dog dogg
	buz buzz		shop shopp		shell shel
	pin pinn		bel bell		cliff clif
	grass gras		bun bunn		chess ches
	pot pott		dol doll		cuf cuff

Day:

Date -


I. READ **-TH** (த்) ALOUD THE WORDS :



**BATH**



**PATH**



**MATH**



**MOTH**



**MOUTH**



**SLOTH**



**THIEF**



**THORN**



**THUMB**



**THINK**



**THANK**



**THREE**

thin	thug	thick	third
with	myth	both	oath
north	south	month	birth
tooth	booth	health	faith
thirty	throat	thrill	threat

Day:

Date -

**I. READ AND WRITE THE WORDS AND SENTENCES :**

thin	thick	third	thrill	throat

with	myth	both	north	birth

thank	south	tooth	booth	tenth

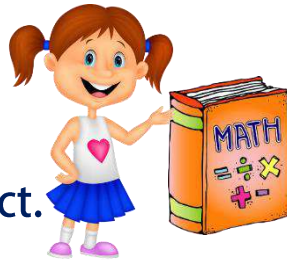


I **bath** in the tub.

This **path** is long.



The **moth** is an insect.



I like the **Math** subject.



Wash your **mouth**.




The **sloth** climbs slowly.



The police arrested the **thief**.

I **thank** my teachers.



I have **three** balls.

Day:

Date -

**I. READ (A,E,I,O,U) \_ E (LONG VOWEL) - MAGIC E SOUND :**



**CAKE**



**LAKE**



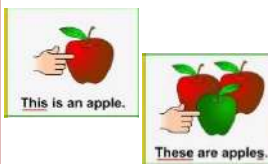
**TAPE**



**GAME**



**EVEN**



**THESE**



**TIME**



**LIME**



**LIKE**



**BIKE**



**MIKE**



**FILE**



**BONE**




**CONE**



**ROPE**



**NOTE**



**CUBE**



**TUBE**



**FUSE**



**MUTE**



**JUNE**



**RULES**



**DUDE**



**RUDE**

Day:

Date -

**I. READ AND WRITE THE WORDS AND SENTENCES :**

bake	fake	make	sake	take


bite	kite	site	hike	pipe

coke	joke	poke	rote	vote


cute	tune	dune	mule	fume

even	theme	these	here	delete


**II. SAY THE PICTURE NAME, UNSCRAMBLE THE LETTERS, WRITE THE WORD.**




u m l e



e w v a



n e c o



t m e i

Day:

Date -

**I. READ THE SENTENCES :**



The man is **late**.

It is a fun **game**.



I will eat the **cake**.

The bird is in the **cage**.




Do you see a **dune**?

This dog is **cute**.



The big man is **rude**.



The pig will **dive**.




The girl is on the **bike**.

I **like** to swim with the fish.



He has a big **cone** ice.

Tom can nap at **home**.



Look at the big **nose**.

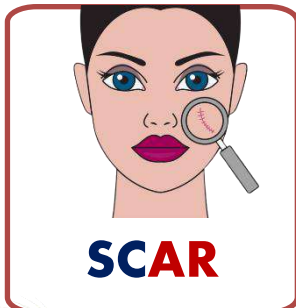
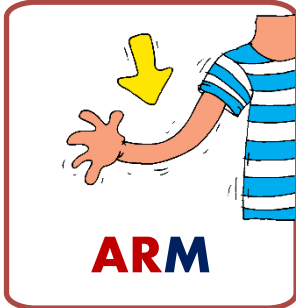
Sam is on the **hose**.



Day:

Date -

I. READ **-AR** (அர்) ALOUD THE WORDS :



hard	barn	shark	starch
yard	alarm	army	market
party	garden	large	parcel

Day:

Date -

I. READ AND WRITE THE WORDS AND SENTENCES :

dark	lark	mark	park	spark

army	art	hard	card	yard

shark	smart	solar	start	large



This is a **car**.




**Tar** is used to put road.



I got 100 **marks** in English.



The **jar** is closed.



A bee landed on my **arm**.



This **cart** is empty.



The dog **barks** to me.



I like to play in the **park**.



I have a **scar** on my face.

Day:

Date -

I. READ **-AW** (அ) ALOUD THE WORDS :



**LAW**



**JAW**



**PAW**



**SAW**



**DAWN**



**LAWN**



**PAWN**



**YAWN**



**DRAW**



**CLAW**



**SHAWL**



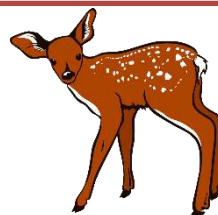
**CRAWL**



**GNAW**



**HAWK**



**FAWN**



**PRAWN**

awe	raw	straw	bawl
awful	saw	spawn	brawl
flaw	caw	squawk	scrawl

Day:

Date -

**I. READ AND WRITE THE WORDS AND SENTENCES :**

hawk	flaw	raw	bawl	straw

gnaw	crawl	claw	draw	yawn

prawn	fawn	award	shawl	macaw



This **saw** is a tool.



The baby can **crawl** on the mat.



The lion's **claws** were huge.

I like to eat **prawn**.



The girl has a red **shawl**.



The boy has a **flag**.



This bear has a big **paw**.

I have a strong **jaw**.

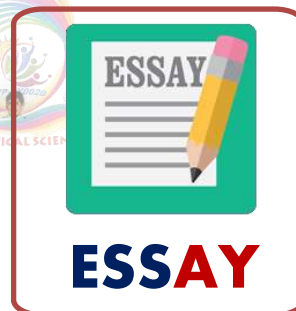



**Hawk** is a bird.

Day:

Date -

I. READ **-AY** (61) ALOUD THE WORDS :



bay	day	jay	lay
away	okay	slay	stay
array	decay	delay	relay
payee	maybe	layer	mayor
airway	always	flyway	hurray

Day:

Date -

I. READ AND WRITE THE WORDS AND SENTENCES :

bay	day	away	stay	relay

array	decay	delay	layer	spray

airway	flyway	hurray	always	essay



The cow eats **hay**.



I always **pay** in cash.



This pot is made of **clay**.




I **pray** everyday.




I like to **play** football.



The **tray** is empty



I need to buy cockroach **spray** for my home.



**May** month is the hottest month.


I wrote an **essay** about food.



Day:

Date -

**I. READ -EE (FF) ALOUD THE WORDS :**



eel	see	pee	tee
been	keen	peek	seek
keep	week	feel	peel
three	spree	greed	creed
weed	need	neem	seem
three	spree	greed	creed
wheel	kneel	payee	lychee
agree	rupee	sweep	creep
cheese	street	screen	freeze

Day:

Date -

I. Colour and read the story :

## A BUG IN THE MUD



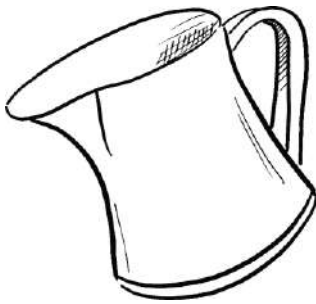
1

The bug.




2

The mud.



3

The jug.




4

The bug dug and dug.




5

The bug dug and dug in the mud.



6

The bug dug up a jug in the mud.



7

The bug did a big tug.



8

The bug and the jug all fell in the mud.

Day:

Date -

**I. READ AND WRITE THE WORDS AND SENTENCES :**

bee	free	beep	deep	weep

feet	meet	ghee	knee	seed

feel	peel	sheep	three	teeth



The **tree** is **green**.

I brush my **teeth** in the morning.



There are **three sheep** in the garden.



I have two **feet**.



I **peel** an orange skin.

I **feel** like eating **three ghee** roast.



I **meet** my friend on the **street**.

This well is very **deep**.



I have pain in my **knee**.

Day:


Date -

I. PLAY THE GAME AS PER THE INSTRUCTION:

# THE SEED AND TREE GAME



FEED	FREE			FEEL	REEL	MEET	SEEN		END	
WEED		FEET		PEEL					TEE	
		KEEP	EEL			JEEP			FEE	
DEED						WEEP				
BEE		REEK	FREE	TREE		DEEP			NEEM	
BEEP		SEEK		KNEE	GHEE		SEEP		GEEK	
		BEEF	<b>DIRECTIONS:</b> TAKE TURNS ROLLING A DIE TO MOVE ALONG THE PATH. IF YOU LAND ON A WORD, READ IT ALOUD. IF YOU LAND ON A FLOWER, YOUR BEE IS STOPPING FOR A DRINK. YOU LOSE A TURN. THE FIRST TO THE TREE, WINS!							WEEK
BEE										
		DEER	BEE	GEE		SLEE	GLEE	FLEE	TEEN	



Day:

Date -

**I. READ -EA (F) ALOUD THE WORDS :**



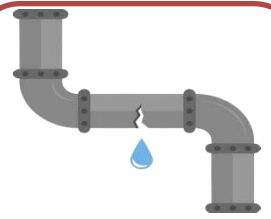
**SEA**



**TEA**



**BEAK**



**LEAK**



**MEAT**



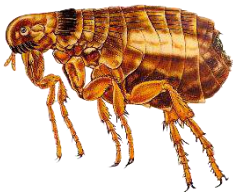
**SEAT**



**BEAD**




**READ**



**FLEA**



**PEAS**



**LEAF**



**SEAL**

east	easy	heap	reap
peak	teak	beat	heat
beam	ream	seam	team
deal	meal	real	zeal
lean	mean	beach	teach
eager	eagle	beast	yeast
cheat	wheat	peace	lease
please	leaves	stream	scream

Day:

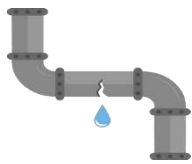
Date -

I. READ AND WRITE THE WORDS AND SENTENCES :

eat	sea	seat	leaf	beak

read	bead	leak	clean	dream

mean	neat	jeans	speak	teacher



The bird has a **leaf** on its **beak**.



There is a **leak** in the pipe.



The boy **cleans** the car **seat**.



They can **read** the book.



My sister **wears** a loose **jeans**.



The **teacher** tells us to **speak** softly.



Lilly hair is **clean** and curly.



She asks, "**Please** help me".



I **eat** green **leaves** for the lunch.



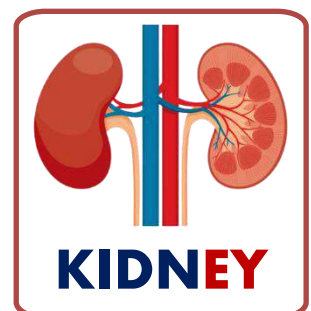
My **dream** is to become a story writer.



Day:

Date -

**I. READ -EY (FF) ALOUD THE WORDS :**



bluey	gluey	geyser	gully
jockey	pokey	boney	toney
goosey	jockey	mickey	hickey
galley	parsley	barley	smiley
spacey	smokey	tingey	whitey
medley	storey	pulley	volley
keypad	trolley	attorney	chutney

Day:


Date -

I. READ AND WRITE THE WORDS AND SENTENCES :

key	money	honey	valley	smiley

hockey	monkey	kidney	volley	chimney

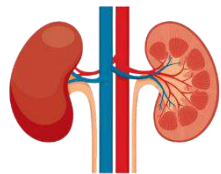
turkey	jersey	pulley	smokey	journey



A **monkey** is on the tree.



A **donkey** looks like a small horse.



Bear likes to eat **honey**.




We have two **kidneys**.

I play **volleyball** near the **valley**.

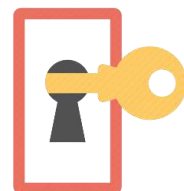


Messi's **jersey** number is Ten.

My mom gave me **money** to buy a **turkey**.



The lock has a big **key hole**.





I like to play **hockey**.

Day:

Date -

**I. READ -OO (ஓஓ) ALOUD THE WORDS :**



**SOME EXCEPTIONS : OO (ஓ)**

cook	look	book	took
good	wood	stood	foot
door	poor	wool	drool

Day:

Date -

I. READ AND WRITE THE WORDS AND SENTENCES :

food	mood	doom	loom	room

fool	zoom	soon	noon	loop

smooth	booth	spoon	broom	stool



I like the **food**.



I am in a happy **mood**.



The fish is on the **hook**.



I am feeling little **cool**.

These **tools** are useful.



This is a big **pool**.

This is a new **boot**.



The tree has a long **root**.

The **room** is small.



Day:

Date -

I. READ **-OA** (👂) ALOUD THE WORDS :



**OAK**



**OAT**



**OAR**



**OATH**



**ROAD**



**TOAD**



**COAL**



**GOAL**



**BOAT**



**GOAT**



**LOAF**



**FOAM**



**SOAK**



**SOAP**



**BOAR**



**ROAR**

load	bloat	coach	coast
road	float	poach	roast
toad	gloat	roach	toast

Day:

Date -

**I. READ AND WRITE THE WORDS AND SENTENCES :**

oak	oat	road	toad	load

coal	goal	boat	goat	float

soak	soap	boar	roar	toast



I see a **goat** under an **oak** tree.



I wash my hands with **soap**.

My paper **boat float** on the water.



I saw a **toad** on the **road**.

I ate **oats** and **loaf** of bread in the morning.



The **roar** of the lion is loud.

I am wearing a cap and a **coat**.



The colour of the **coal** is black.

I scored a **goal** in the football match.



Day:

Date -

I. READ **-OI** (ஓய்) ALOUD THE WORDS :



**OIL**



**BOIL**



**COIL**



**SOIL**



**COINS**



**JOIN**



**SPOIL**



**COIR**



**OINK**



**POINT**



**VOICE**



**NOISE**




**JOINT**



**TOILET**



**MOIST**



**HOIST**

void	oily	broil	going
toil	noisy	poise	doing
noil	avoid	geoid	boing

Day:

Date -

I. READ AND WRITE THE WORDS AND SENTENCES :

toil	noil	going	doing	boing

geoid	coil	boil	soil	oily

noisy	avoid	void	voice	noise



OINK

The pig makes oink sound.



My teacher's voice is very sweet.



The children dig the soil.



My mother gave boiled milk.



My school has a neat toilet.



We live in a joint family.



The girl has a coily crown hair.



The rope was used to hoist the sail.



The coir is made from coconut husk.

Day:

Date -

I. READ **-AU** (اُ) ALOUD THE WORDS :



**PAUSE**



**SAUCE**



**AURA**



**AUTO**



**DAUNT**



**HAUNT**



**AUTUMN**



**AUGUST**



Caution  
Trip hazard

**CAUTION**



**LAUNCH**



**FAUCET**



**AUGMENT**



**FRAUD**



**AUDIO**



**APPLAUD**



**ASTRONAUT**

aunt	fault	laugh	author
audit	fraud	gauge	autism
audible	fauna	trauma	auction

Day:

Date -

**I. READ AND WRITE THE WORDS AND SENTENCES :**

auto	aunt	aura	audit	audio

fault	fraud	fauna	laugh	launch

author	autism	auction	autumn	august



I **paused** the movie.



Please pass the tomato **sauce**.



This is an **auto**.



In **Autumn**, the leaves fall.

This is an **haunted** house.



It is wrong to commit **fraud**.



I bought a new **audio** system.



The **caution** sign is yellow.




We hoist flag on **August** 15<sup>th</sup> in our school.

Day:

Date -

**I. READ -IGH (ఐ) ALOUD THE WORDS :**



**FIGHT**



**NIGHT**



**TIGHT**



**RIGHT**



**BRIGHT**



**FLIGHT**



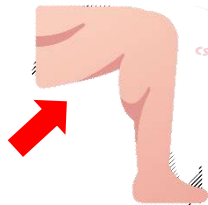
**FRIGHT**



**KNIGHT**



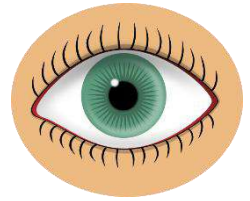
**HIGH**



**THIGH**



**SIGH**



**SIGHT**

might	delight	upright	insight
eight	eighteen	alright	slight
weight	height	mighty	nighty
eighty	highly	higher	nigher
tonight	tighten	highway	eyesight

Day:

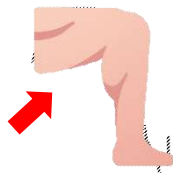
Date -

I. READ AND WRITE THE WORDS AND SENTENCES :

high	sigh	thigh	sight	fight

night	right	tight	might	light

flight	fright	bright	knight	delight



This is my **right thigh**.

My shirt is **tight**.



Do not **fight** with others.

I can jump **high**.



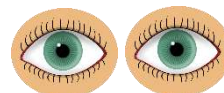
This light is very **bright**.

I see moon at **night**.



My shoes are **tight**.

My **eyesight** is very good.





I saw a snake in the school ground. It gave me a **fright**.



Day:

Date -

**I. READ -OW (ஒள) ALOUD THE WORDS :**



**II. READ -OW (ஔ) ALOUD THE WORDS :**



now	wow	gown	town
frown	grown	growl	prowl
plow	glow	low	tow
row	own	allow	arrow

Day:

Date -

**I. READ -OU (ஒள) ALOUD THE WORDS :**



**OUT**



**COUNT**



**HOUSE**



**MOUSE**



**MOUTH**




**SOUTH**



**CLOUD**



**SOUND**



**ROUND**



**POUND**



**FOUL**



**LOUD**

**II. READ -OUR (ஓர்) ALOUD THE WORDS :**



**POUR**



**SOUR**



**TOUR**



**COURT**

ouch	couch	pouch	pound
hound	bound	scout	shout
doubt	about	proud	spout
found	amount	blouse	county










# SOUND SLEUTHS

Solving same sound, different letter mysteries.

OW and OU can make the same sound,  
We find them in words like brown and round.



Let's investigate some 'ow' and 'ou' words.

cow 	clown 	owl 	crown 
house 	cloud 	mouse 	ouch 

Can you solve these riddles? Write your answer in the box.

I sparkle and am worn by queens and kings.

I am a fluffy sky friend, what am I?

I moo when I talk and I also make milk.

I have whiskers and I love cheese.

I am what you say when you hurt yourself.

I wear bright clothes and make you laugh.

Day:

Date -

**I. READ -TION / -SION (ஒரன்) ALOUD THE WORDS :**



**ACTION**



**OPTION**



**NATION**



**LOTION**

**CAUTION**



**CAUTION**



**EMOTION**



**ELECTION**



**VACATION**



**VISION**



**EROSION**



**PENSION**



**TENSION**



**DIVISION**



**MANSION**



**EXPLOSION**



**COLLISION**

motion	potion	fiction	section	station
mission	session	passion	revision	omission
auction	education	addition	confusion	decision

Day:

Date -

**I. SEARCH AND CIRCLE -TION & -SION WORD :**

- Completion
- Destination
- Direction
- Foundation
- Invention
- Pollution
- Question
- Expectation
- Decision
- Revision
- Invasion
- Comprehension
- Pension
- Lotion
- Emotion
- Commotion
- Explosion
- Extension

c	o	m	p	l	e	t	i	o	n	a	b	i	r	t	d	l
q	w	e	e	h	o	r	p	y	o	c	z	i	y	u	o	c
l	y	r	r	a	q	s	d	c	v	i	o	p	l	t	q	o
f	t	a	e	n	p	y	i	p	n	b	s	n	i	m	u	m
o	e	h	s	v	t	u	i	v	p	l	m	o	a	i	e	p
u	b	f	y	o	i	d	a	i	g	h	n	m	m	g	s	r
n	e	t	a	j	r	s	f	g	j	r	m	n	v	a	t	e
d	d	p	h	o	i	m	i	m	f	a	b	a	f	g	i	h
a	x	e	z	o	m	l	m	o	z	x	q	r	b	c	o	e
t	w	n	n	t	k	q	b	m	n	f	n	g	y	k	n	n
i	r	s	m	a	g	i	c	i	a	n	a	f	c	e	y	s
o	b	i	a	q	d	n	o	i	t	u	l	l	o	p	m	i
n	r	o	n	w	a	y	d	n	r	m	c	t	m	t	x	o
a	c	n	a	c	d	g	c	v	d	e	e	b	m	a	m	n
b	p	b	x	v	a	d	k	e	s	x	a	c	o	i	d	c
w	d	b	a	a	q	d	a	n	f	p	a	i	t	m	i	c
e	x	t	e	n	s	y	k	t	e	l	b	n	i	u	r	u
v	r	n	b	n	s	e	c	i	s	o	l	o	o	p	e	p
a	p	a	c	s	c	z	r	o	d	s	g	i	n	a	c	c
b	g	e	m	o	t	i	o	n	l	i	a	t	i	b	t	k
v	c	o	b	i	f	o	f	y	c	o	c	a	k	m	i	u
c	e	x	t	e	n	s	i	o	n	n	n	n	g	k	o	c
x	m	a	x	z	a	d	a	i	p	i	a	i	i	b	n	k
f	s	b	n	b	p	u	p	c	t	m	c	t	m	p	a	m
e	x	p	e	c	t	a	t	i	o	n	c	s	f	b	c	h
c	o	x	o	t	z	a	o	c	n	g	h	e	t	u	g	u
x	s	c	f	s	n	o	i	s	i	c	e	d	a	e	f	o

Can you find  
the word  
ending in  
cian???


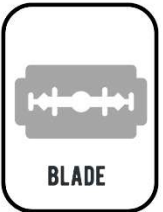
What is it???

Day:

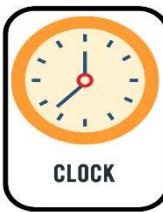
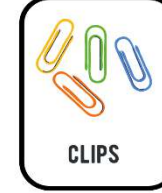
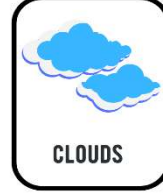
Date -

# I. CONSONANT BLEND WORD LIST

## BL Consonant Blend Word List



## CL Consonant Blend Word List



## FL Consonant Blend Word List



## GL Consonant Blend Word List



## PL Consonant Blend Word List



## SL Consonant Blend Word List





Day:

Date -

# I. CONSONANT BLEND WORD LIST

## SC Consonant Blend Word List

## SK Consonant Blend Word List

## SM Consonant Blend Word List



SCARF



SCOLD



SKI



SKATE



SMILE



SMELL



SCUBA



SCAR



SKIRT



SKULL



SMOOTHIE



SMASH



SCARED



SCALE



SKIP



SKIN



SMOCK



SMOKE



SCOOTER



SCORE



SKUNK



SKYDIVE



SMALL



SMIRK

## SN Consonant Blend Word List

## SP Consonant Blend Word List

## ST Consonant Blend Word List



SNAIL



SNACK



SPEAK



SPIN



STEEL



STAMP



SNORKEL



SNEEZE



SPIDER



SPINACH



STEM



STONE



SNAP



SNAKE



SPOOL



SPONGE



STAR



STICK



SNEAKERS



SNOW



SPINE



SPADE



STORM



STOP

Day:

Date -

# I. LEARN ABOUT THE SILENT LETTERS IN WORDS

## Silent B

## Silent T

## Silent K

## Silent H

## Silent W

Bomb <u>b</u>	Apost <u>t</u> le	<u>K</u> nave	Anchor	Aw <u>r</u> y
Clim <u>b</u>	Brist <u>t</u> le	<u>K</u> nee	Archit <u>h</u> ect	S <u>w</u> ord
Thum <u>b</u>	Bust <u>t</u> le	<u>K</u> new	<u>C</u> haos	<u>W</u> rack
Doub <u>t</u>	Cast <u>t</u> le	<u>K</u> new	Ch <u>h</u> aracter	<u>W</u> rap
Sub <u>t</u> le	Fast <u>t</u> en	<u>K</u> nife	Ch <u>h</u> orus	<u>W</u> reak
Numb <u>b</u>	Hust <u>t</u> le	<u>K</u> nit	Ech <u>h</u> o	<u>W</u> rath
Crumb <u>b</u>	List <u>t</u> en	<u>K</u> nowledge	<u>H</u> our	Play <u>w</u> right

## Silent G

## Silent U

## Silent C

## Silent L

## Silent P

Align	Bisc <u>u</u> it	Asc <u>c</u> end	Wou <u>l</u> d	<u>P</u> sychology
<u>G</u> naw	<u>B</u> uild	Fasc <u>c</u> inate	Shou <u>l</u> d	<u>P</u> seudo
Assig <u>n</u>	Circ <u>u</u> it	Obsc <u>c</u> ene	Cal <u>l</u> f	Recei <u>p</u> t
<u>H</u> igh	Disgu <u>u</u> ise	<u>S</u> cene	Hal <u>l</u> f	<u>P</u> sychiatrist
Benig <u>n</u>	<u>G</u> uess	<u>S</u> cenario	Sal <u>l</u> mon	<u>P</u> sychotic
Consig <u>n</u>	<u>G</u> uest	Aba <u>ck</u>	Tal <u>k</u>	<u>P</u> neumonia
Foreig <u>n</u>	<u>G</u> uild	Attac <u>k</u>	Yol <u>k</u>	<u>C</u> ou <u>p</u>

## Silent E

## Silent D

## Silent A

## Silent N

## Silent S

Age <u>e</u>	Grud <u>d</u> ge	Art <u>a</u> istically	Column <u>n</u>	Isl <u>e</u>
Breath <u>e</u>	Hand <u>d</u> some	Logic <u>a</u> lly	Solem <u>n</u>	Debris <u>s</u>
Bridge <u>e</u>	Brid <u>d</u> ge	Romantic <u>a</u> lly	Damn <u>n</u>	Aisl <u>e</u>
Change <u>e</u>	Knowled <u>d</u> ge	Critic <u>a</u> lly	Autumn <u>n</u>	Isl <u>a</u> nd
Clothes <u>e</u>	Edg <u>d</u> e	Stoic <u>a</u> lly	Hym <u>n</u>	Schism <u>s</u>
Gene <u>e</u>	Badg <u>d</u> e	Island	Condem <u>n</u>	Obsc <u>s</u> ene

Day:

Date:

## READING COMPREHENSION

### Zig the Pig

I have a pig. It is so big.

His name is Zig. Zig is a big pig.


Dad put him in the big pen.

The big pen has also my hen.

Zig stays together with my hen.

Sometimes Zig chases my hen Zen.

"Oh, Zig! Let go of Zen," I said.



**Read the words and write it on the blank to complete the sentences based on the story.**

hen

pen

Zen

Zig

pig

I have a big \_\_\_\_\_.

The pig's name is \_\_\_\_\_.

The pig was put in the big \_\_\_\_\_.

The pig is with the hen named \_\_\_\_\_.

Sometimes the pig chase the \_\_\_\_\_.

Day :

Date:

# Reading Comprehension

## Our Pug

We have a new dog, a pug. We named him Bud. Bud is still a pup. He likes my hug.

One day, Bud plays in the mud. He gets dirt from the mud. We bathe Bud in a tub full of suds. We play together in the tub with suds. It is so fun to have our pug named Bud.



**Complete the sentence based on the story.**

Bud

pug

pup

suds

mud

1. The new dog is a \_\_\_\_\_
2. It is still a \_\_\_\_\_
3. His name is \_\_\_\_\_
4. Bud plays in the \_\_\_\_\_
5. Bud bath in the tub full of \_\_\_\_\_

Day :

Date:

## READING COMPREHENSION



# THE KIND KING

In a magical land, there was a kind king. His name was Kevin and he lived in a beautiful palace.



King Kevin loved to share his toys with everyone in the kingdom and always had a smile on his face. He also had friendly dragons, and they would tell stories to the king and his friends.

The palace was a place of giggles and fun, where kindness made everything sparkle like magic.



**Answer these questions about the Kind King story.**

1. What is the king's name? \_\_\_\_\_ (Kavin / Kevin)
2. Where did he live? \_\_\_\_\_ (home / palace)
3. What did he share? \_\_\_\_\_ (toys / money)
4. Who told stories? \_\_\_\_\_ (dragons / dogs)
5. The kindness made everything sparkle like \_\_\_\_\_

**Circle True or False for the statements below.**

1. The king's palace was scary.
2. The dragons told jokes all day long.
3. The king was always grumpy.
4. It was a place of giggles and fun.
5. King Kevin loved to share his food.



Day:

Date -

**I. READ AND WRITE THE ANSWERS FOR THE QUESTIONS:**

**(“What” questions asks for a specific thing/object/information)**

Q.No.	“What” Questions	Answers
1	What is your name? 	My name is _____
2	What is this? 	This is a _____
3	What are you doing? 	I am _____
4	What do you do? 	I am a _____
5	What time is it? 	The time is _____
6	What did you buy? 	I bought _____
7	What is your mother? 	My mother is a _____
8	What do you like to do? 	I like to _____
9	What is the name of your school? 	My school name is _____
10	What is the name of your class teacher? 	My class teacher name is Mr./Ms. _____
11	What is your favourite food? 	_____
12	What hobbies do you have? 	My hobby is _____
13	What is your dream job? 	I want to be _____
14	What languages do you like? 	I like _____ language.
15	What sports/games do you enjoy? 	I enjoy _____

Day:

Date -

**I. READ AND WRITE THE ANSWERS FOR THE QUESTIONS:**

(**“Who”** questions asks about people)






Q.No.	“Who” Questions	Answers
1	Who are you? 	I am a _____
2	Who is your best friend? 	_____ is my best friend.
3	Who made this cake? 	_____ made this cake.
4	Who is your favourite teacher? 	_____ is my favourite teacher.
5	Who is the president of India in 2024? 	<b>Droupadi Murmu</b> is the president of India.
6	Who is your favourite superhero? 	_____ is my favourite superhero.
7	Who wrote our National Anthem? 	<b>Rabindranath Tagore</b> wrote our National Anthem.
8	Who did you call? 	I called my _____
9	Who ate the cake? 	_____ ate the cake.
10	Who opened the door? 	_____ opened the door.
11	Who won the IPL match in 2024? 	<b>CSK</b> won the IPL match.
12	Who is faster? 	_____ is faster. 
13	Who is your role model? 	_____ is my role model.
14	Who is stronger? 	_____ is stronger.
15	Who do you like? 	I like _____

Day:

Date -

**I. READ AND WRITE THE ANSWERS FOR THE QUESTIONS:**

**(“When” questions asks about time/occasion/moment)**

Q.No.	“When” Questions	Answers
1	When is your birthday? 	My birthday is on _____
2	When do you go to school? 	I go to school at _____
3	When do you get up? 	I get up at _____
4	When do I call you? 	You call me at _____
5	When does Anbu open the shop? 	Anbu opens the shop at _____
6	When does the bus come? 	The bus comes at _____
7	When did the train arrive? 	The train arrived at _____
8	When will you visit the zoo? 	I will visit the zoo on _____
9	When do you do your homework? 	I do my homework at _____
10	When is the next full moon day? 	The next full moon day is on _____
11	When is the Independence Day of India? 	The Independence Day of India is on <b>15<sup>th</sup> August.</b>
12	When is the Republic Day of India? 	The Republic Day of India is on <b>26<sup>th</sup> January.</b>
13	When are you free? 	I am free _____
14	When will you finish work? 	I will finish work _____
15	When should we meet? 	We meet _____

Day:

Date -

**I. READ AND WRITE THE ANSWERS FOR THE QUESTIONS:**

(**"Where"** questions asks about place/position)
















Q.No.	"Where" Questions	Answers
1	Where is your house? 	My house is _____ km from here.
2	Where is your school? 	My school is at _____
3	Where is the nearest ATM?	The nearest ATM is at _____ 
4	Where is the Taj Mahal?	The Taj Mahal is at (Agra/Delhi) _____ 
5	Where is your book? 	My book is _____
6	Where do you friend live? 	My friend live _____
7	Where can I buy fruits? 	You can buy fruits _____
8	Where are you going? 	I am going to _____
9	Where were you born? 	I born at _____
10	Where will you sit? 	I will sit (next to/near) _____ the girl.
11	Where do you want to go? 	I want to go to _____
12	Where is the phone? 	The phone is _____
13	Where is the bus stop? 	The bus stop is _____
14	Where will you go for your holidays? 	I go for my holidays to _____
15	Where are you calling from? 	I am calling from _____

Day:

Date -

**I. READ AND WRITE THE ANSWERS FOR THE QUESTIONS:**

(“Which” questions asks about choice)

Q.No.	“Which” Questions	Answers
1	Which colour do you like? 	I like _____ colour.
2	Which one is bigger? 	The _____ ice-cream is bigger.
3	Which shirt do you choose? 	I choose the _____ <small>Dress Shirt      T-shirt</small>
4	Which is the biggest land animal? 	The biggest land animal is _____
5	Which is the smallest even number? 	The smallest even number is _____
6	Which teacher do you like the most? 	I like _____ teacher.
7	Which planet is closest to the sun? 	The closest planet is <b>Mercury</b> .
8	Which is your favorite food? 	My favorite food is _____
9	Which language do you speak? 	I speak _____
10	Which book are you reading? 	I am reading _____
11	Which ice-cream do you prefer? 	I prefer _____
12	Which country has the largest population? 	<b>India</b> has the largest population.
13	Which is better? (Fruit/Candy) 	_____ is better.
14	Which season do you like the most? (Summer/Winter) 	I like _____ season.
15	Which is your favorite subject in school? 	My favorite subject is _____

Day:

Date -

I. READ AND WRITE THE ANSWERS FOR THE QUESTIONS:

("How" questions asks about process/quantity/manner)


Q.No.	"How" Questions	Answers
1	How are you? 	I am _____
2	How often do you exercise?	I exercise _____ (daily/weekly/monthly) 
3	How many siblings do you have?	I have _____ sibling. 
4	How tall is the Thanjavur temple?	Thanjavur temple is 216 feet. 
5	How do you say "Thanks" in Tamil?	In tamil, I say _____ 
6	How long is the movie?	The movie run for _____ minutes. 
7	How much does a bus ticket to Chennai cost?	The ticket cost around Rs. _____ 
8	How long does it take to read a book?	It will take _____ days. 
9	How did you learn to play the guitar?	I learnt from my _____ 
10	How do you spell "onomatopoeia"? 	Ono-mato-poeia 
11	How many states have you visited in India?	I have visited _____ States. 
12	How many languages do you speak fluently?	I speak _____ 
13	How do you solve a Rubik's cube?	I don't solve Rubik's cube. 
14	How do you bake a cake? 	I bake cake using _____
15	How much does this cost? 	This fish costs Rs. _____



**BOOK AUTHOR**

**C. SASIKUMAR, PST  
(NVGMS, PILLAICHAVADY)**

**Ph: 9629101293**



**REVIEW**

Name & Designation	School Name
P. SHALINI, TGT	GHS, KOVILPATHU, KARAIKAL

