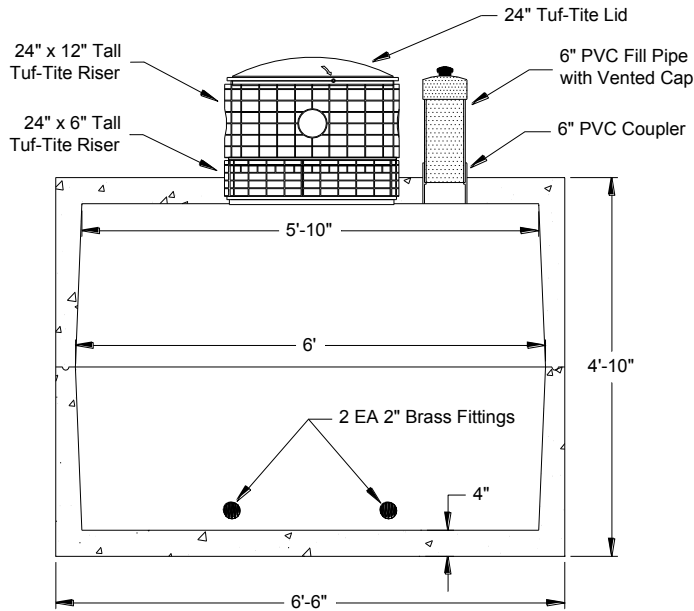
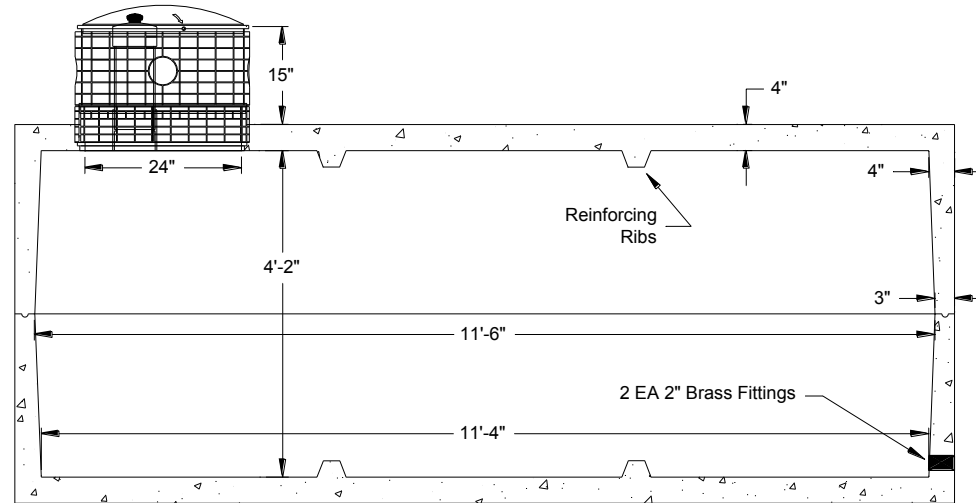




End View



Cross Section



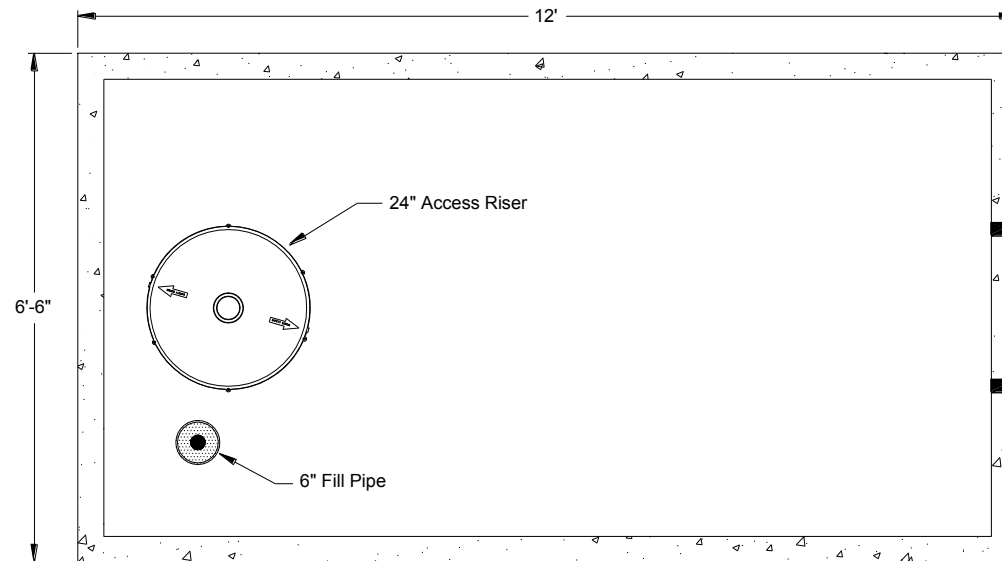
SPECIFICATIONS

Tank: Portland Type V (sulfate resistant) cement, 4000 psi (min), Welded wire mesh and Grade 60 rebar reinforcement, 2 EA 2" brass FIPT fittings cast into tank wall for inlet / outlet pipe penetrations, 1 EA 24" dia. x 6" Tuf-Tite access riser cast into top of tank, 6" SDR35 PVC slip coupler cast into top of tank for fill pipe extension.

Standard Components: 1 EA 24" dia. x 12" tall Tuf-Tite access riser extension, 1 EA 24" Tuf-Tite lid, SS screws, 1 EA 6" dia. x 16" long SDR35 PVC fill pipe extension, 1 EA 6" PVC slip cap with screened vent cap, ConSeal CS -665 butyl rubber sealant for potable water to seal center tank joint.

NOTE 1): Tank must be installed per Billings Precast's 'Tank Installation Guide' or warranty will be VOID.

NOTE 2): Tank shall not be placed in a traffic area (ie. parking lot, driveway, etc.) - Warranty will be VOID if driven on.



Top View

WEIGHTS: 7250 lb. per 1/2 [Total = 14,500 lb.]

BILLINGS PRECAST
 CONCRETE RESULTS FOR HARD WORKING PEOPLE

5815 Interstate Avenue, Billings, Montana 59101
 PH (406) 656-6098 FAX (406) 656-4942
 www.billingsprecast.com

DWG. NO. **C2200**

2200 Gallon Cistern

SCALE:	NONE
DATE:	5-24-12
REV:	A
DRN:	WDB