



Wichita Children's Theatre  
Professional Touring Company

# THE MUSICAL ADVENTURES OF FLAT STANLEY

## study guide

Wichita Children's Theatre  
Professional Tour 2023-24

**Wichita Children's Theatre & Dance Center**  
201 S. Lulu  
Wichita, Ks 67211

**Kyle Vespestad**  
Tour Director  
316-262-2282  
[kyle@wctdc.org](mailto:kyle@wctdc.org)

# THE MUSICAL ADVENTURES OF FLAT STANLEY

Is presented through special arrangement with Music Theatre International (MTI)

Book By: TIMOTHY ALLEN MCDONALD  
Lyrics By: TIMOTHY ALLEN MCDONALD & JONATHAN K. WALLER  
Lyrics By: TIMOTHY ALLEN MCDONALD, JONATHAN K. WALLER, DAVID WEINSTEIN, STEPHEN GABRIEL  
Based on the book, "Flat Stanley" by Jeff Brown

## SYNOPSIS

Stanley Lambchop is your ordinary, everyday, run-of-the-mill, ten-year-old. That's just the problem... life is too normal. He wants to travel the world, do something amazing, something no one's ever seen before. Careful what you wish for, Stanley! One night, the bulletin board on the wall above Stanley's bed comes loose and falls – right on top of Stanley! The next morning, Stanley Lambchop wakes up flat... really, REALLY flat! In a whirlwind musical travelogue, Stanley scours the globe for a solution to his unusual problem. As he's stamped, posted and cancelled from Hollywood to Honolulu and beyond., Stanley is closing in on his goal of being a three-dimensional boy once more. Based on the best-selling book series, *The Musical Adventures of Flat Stanley* is filled with infectious songs and non-stop adventure, making this a perfect show to introduce young audiences to the magic of live theatre.

## CAST OF CHARACTERS

Stanley, Arthur, Mr. Lambchop, Mrs. Lambchop, Bulletin Board, Mrs. Cartero, Dr. Dan, Hollywood Agent, Hollywood Assistants, Sam, Bikini Wahini

## THEATRE ETIQUETTE


Attending a theatrical performance is a social event and there is certain behavior that is appropriate for live theatre. Explain to your children that they need to act differently when they're watching a live play. Actors love to hear laughter and applause but try to avoid anything that might distract the performers. You should avoid speaking to your neighbor, cell phones, flash photography or any random noises during the performance. The plays by the WCT Touring Company are unique in that we offer the audience special opportunities to participate in the production. There are various times throughout the production where the actors will ask questions. At those times, we encourage your young audience to answer them back. Over the years, this has become one of the hallmarks of WCT productions. When the show is over, show your appreciation with hearty applause. That's the sound that warms the actor's hearts.

Finally, ENJOY the show!!



Wichita  
Children's Theatre  
& Dance Center

# COLORING PAGE



Name: \_\_\_\_\_

# Flat Stanley



Find these words in the puzzle. Words are hidden → and ↓.

ARTHUR

LAMBCHOP

SNEAK THIEVES

BULLETIN BOARD

MAIL

STAMPS

DR. DAN

MR. DART

STANLEY

FLAT

MUSEUM


TIRE PUMP

FLY

PAINTING

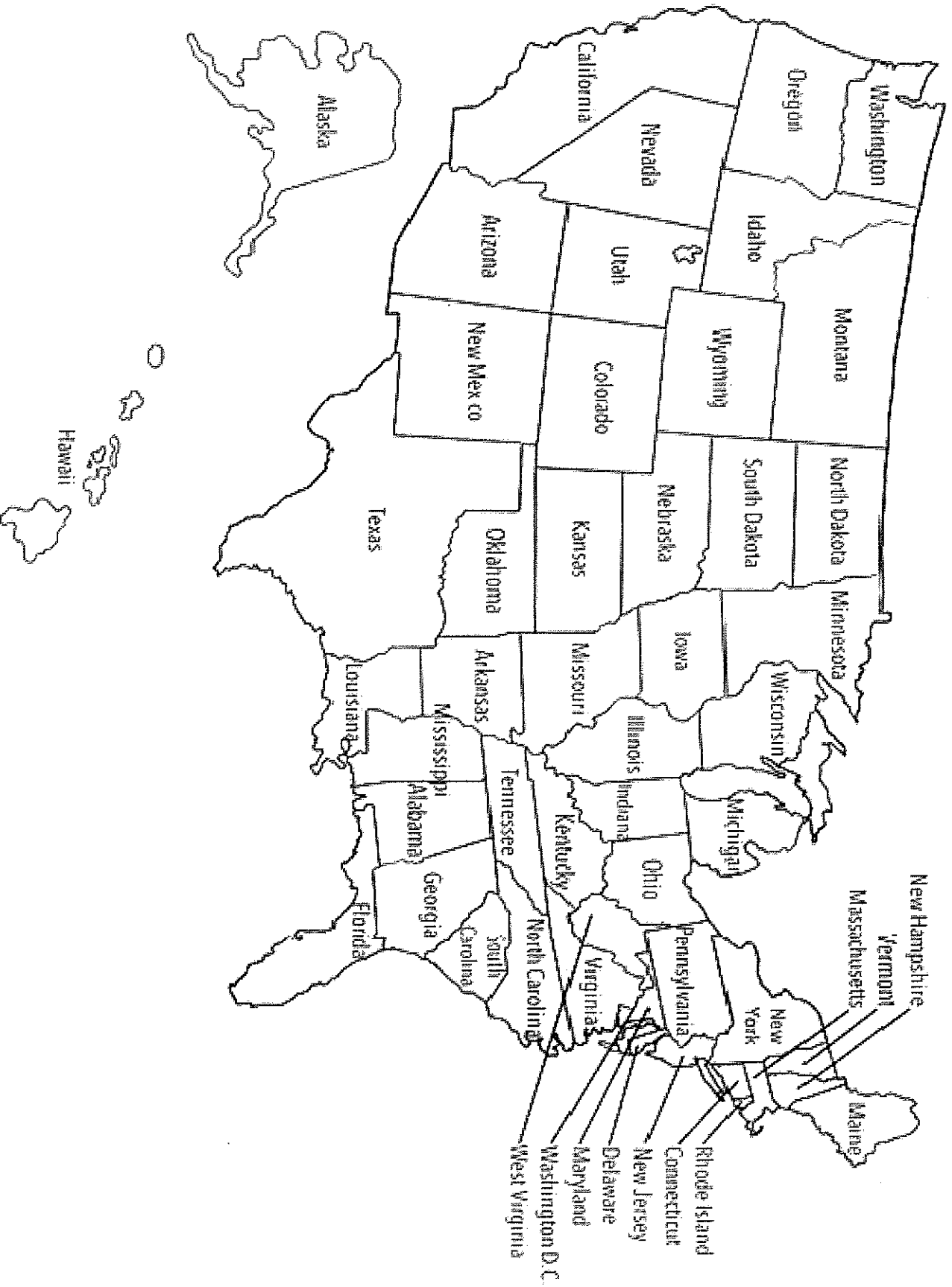
KITE

POLICE




# Flat Stanley's Adventures

*Color your home state and all the states you've visited.*



# FLAT STANLEY GEOGRAPHY PROJECT



Date \_\_\_\_\_  
City/State/Country \_\_\_\_\_  
Your Name \_\_\_\_\_

During Flat Stanley's visit the weather was \_\_\_\_\_.

Something fun or special Flat Stanley did on his visit \_\_\_\_\_.

One or two things that are special about where you live \_\_\_\_\_.

Please use the following pages to secure any photographs or mementos or write any additional notes of Stanley's time with you!

### Flat Stanley Geography Project

Dear Parents/Guardian,

As part of our social studies and reading work, the children and I have read the book *Flat Stanley* by Jeff Brown. The book is about a boy who accidentally becomes Flat Stanley. Flat Stanley visits friends in different places around the world. The story goes on to show how Stanley's friends have great adventures to bring him and the children we get to have

**WE NEED YOUR HELP!** Your child will bring a Flat Stanley marker home this week - everything you need is attached. The envelope includes Stanley's **LINEAR ADDRESS** to use for the geography project. If possible, please have your child visit different states or countries. We will be keeping track of all the places Stanley visits in our classroom. Please make contact with any family who has information and/or photos or mementos of Stanley's visit. We will ask each of you to send some photos or mementos of Stanley's visit. We will ask each of you to send some photos or mementos of Stanley's visit. We will ask each of you to send some photos or mementos of Stanley's visit.

We are very excited about this project and cannot wait for our first Flat Stanleys to be returned to us. Please feel free to contact me at school or home anytime if you have any questions. My phone number is \_\_\_\_\_.

Thank you for all your support!

Dear \_\_\_\_\_,

Our class is involved in a very fun and exciting geography project called *Flat Stanley*, written by Jeff Brown. In the book, Flat Stanley visits friends in different places around the world. The story goes on to show how Stanley's friends have great adventures to bring him and the children we get to have

You have been chosen to be a very special part of our project! We hope you will help Flat Stanley visit your home. You may use Flat Stanley for 7-10 days. We will be keeping track of all the places Stanley visits in our classroom. Please make contact with any family who has information and/or photos or mementos of Stanley's visit. We will ask each of you to send some photos or mementos of Stanley's visit. We will ask each of you to send some photos or mementos of Stanley's visit.

Each student will keep track of where Stanley, his friends, and family are going. We will be keeping track of all the places Stanley visits in our classroom. Please make contact with any family who has information and/or photos or mementos of Stanley's visit. We will ask each of you to send some photos or mementos of Stanley's visit. We will ask each of you to send some photos or mementos of Stanley's visit.

We hope that you will have fun with this project! If you have any questions, please contact me at school or home anytime. My phone number is \_\_\_\_\_.

Thank you!

City/State/Country \_\_\_\_\_  
Address \_\_\_\_\_

### Stanley's Adventures

# Teacher Instructions


1. Read the book Flat Stanley by Jeff Brown to your class. Discuss the many different things you could do if you were flat, such as travel in an envelope.
  2. Have each student cut and color their own Stanley. Make sure they color both sides. Laminate Stanleys prior to mailing.
  3. Read the "Parent Letter" to students and explain the project. Have a United States map and world map on display in your classroom ready to mark places where Stanley travels. If students have trouble thinking of someone to send it to offer to send it to one of your friends/family for them.
  4. Send the following home with students in a big brown envelope (with your school address as the return address):
    - Parent Letter (include teacher e-mail and teacher signature)
    - Traveling Letter (include teacher e-mail, school address, and student signature)
      - Student's completed Flat Stanley paper doll
- \*\* You may want to include postage on the big brown envelope if you teach in a low-income area. \*\**
5. As students Stanleys return to the school give each student share time and remember to track Stanley's travels on your maps. Start a binder with page protectors to collect the traveling pages, post cards, and pictures that return with Stanley. Have the binder easily accessible for students to view.

Have fun with your class!

Cut out Flat Stanley.

Color and decorate both sides.

Have your teacher laminate Stanley to better protect him in his travels.





# Flat Stanley Geography Project

Dear Parents/Guardians,

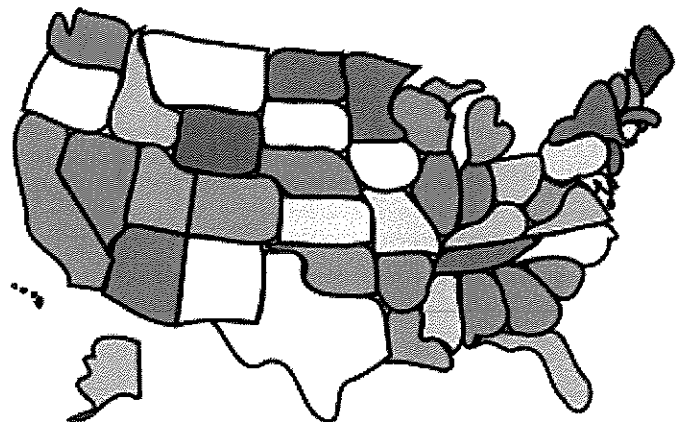
As part of our social studies and reading work, the children and I have read the book Flat Stanley by Jeff Brown. The book is about a boy who is accidentally squished "as flat as a pancake" when a bulletin board falls on him. Stanley is flat, but otherwise fine! Stanley visits friends in California by traveling in an envelope. The story goes on to tell how Stanley discovers some great advantages to being flat and all the adventures he gets to have.

**WE NEED YOUR HELP!** Your child will bring a Flat Stanley packet home this week - everything you need is already in the envelope (including Stanley!). **I need each family to mail the envelope to a friend or relative** you know who would be a good contact for our Stanley project. If possible, try to think of people who live in different states or countries. We will be keeping track of all the places our Stanleys visit on a classroom map. Please make contact with any family or friends and let them know to expect Stanley ahead of time. We will ask each host to keep him for a short visit and then send him back with a short information page and any photos or postcards. (Some great Stanleys we have had in the past have come back dressed in national clothing, holding souvenirs, maps, travel brochures, and more.) Our goal is to learn about lots of new places by the end of the school year.

We are very excited about this project and cannot wait for our first Stanleys to be returned to us. Please feel free to contact me at school or email me anytime if you have any questions. My e-mail address is

---

Thank you for all your support!



Dear \_\_\_\_\_,

Our class is involved in a very fun and exciting geography project based on the book Flat Stanley written by Jeff Brown. In the book Flat Stanley is flattened by a falling bulletin board. One of the many advantages is that Flat Stanley can now visit his friends by traveling in an envelope. In this project, the students make paper Flat Stanleys and mail them to friends, relatives, and schools.

You have been chosen to be a very special part of our project. We hope that you will treat Stanley like a guest. Take him with you when you can and record each of his adventures in his daily journal. You may keep Flat Stanley for 7 - 10 days. We would appreciate it if you would mail Stanley back to us at school. You will find our address at the bottom of this letter.


Each student will keep track of where Stanley has been by marking the classroom map when we receive your letter. Although it is not necessary, the students love getting pictures and postcards from Stanley. You can also e-mail our teacher at:

\_\_\_\_\_

We hope that you will help us with this project by hosting Stanley for a week and mailing us to let us know about your city & state or country. Our goal is to learn about many different places before the end of our school year.

Thank You,

School Address:



\_\_\_\_\_

\_\_\_\_\_

\_\_\_\_\_

\_\_\_\_\_




Date \_\_\_\_\_

City/State/Country \_\_\_\_\_


Your Name \_\_\_\_\_



During Flat Stanley's visit the weather was...



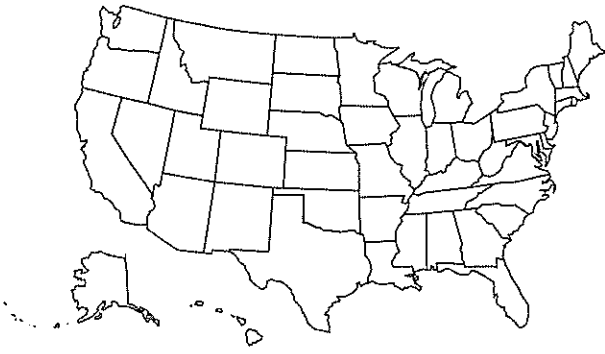
Something fun or special Flat Stanley did on his visit...



One or two things that are special about where you live...

Please use the following pages to secure any photographs or mementos, or write any additional notes of Stanley's time with you!

# Stanley's Adventures



# Stanley's Adventures

