




# SunPower® Flexible Solar Panels | SPR-E-Flex-110


## High Power and Flexible

Made with SunPower's highest power back contact cells, SunPower's flexible panels deliver the highest power output and the highest charging capacity in their product class. SunPower's panels are constructed with top-grade, light-weight polymer materials, allowing for easy transport, installation and panel flexing up to 30 degrees.



## Designed for Toughness

The SunPower Maxeon® Solar Cell is the only cell built on a solid copper foundation. Flexible panels made with SunPower cells are resistant to power loss via cracking and corrosion, unlike conventional cells, which are much more likely to lose power when bent or subjected to a moist environment. SunPower flexible panels are the #1 choice for customers due of the combination of high power and cell ruggedness.



**Maxeon® Solar Cells: Fundamentally better**  
Engineered for performance, designed for durability.

## Easy and Low Cost Installation

The panel can be installed with adhesives and/or use of stainless steel grommets in the panel. The panels have standard quick-connect cables. An easy-to-follow installation guide is provided with each panel.

Warranty: 5 years limited power warranty of 80% of the minimum specified power rating. Designed in the USA. Assembled in France.


### Typical Electrical Data

at STC: 25° C, 1000 W/m<sup>2</sup> and AM 1.5

Model	SPR-E-Flex-110	SPR-E-Flex-100
Nominal Power (P <sub>nom</sub> )	110 W	100 W
Power Tolerance	+6/-3%	+6/-3%
Rated Voltage (V <sub>mpp</sub> )	18.8 V	17.1 V
Rated Current (I <sub>mpp</sub> )	5.9 A	5.9 A
Open-circuit voltage (V <sub>oc</sub> )	22.8 V	21.4 V
Short-circuit current (I <sub>sc</sub> )	6.3 A	6.3 A
Power Temp Coefficient	-0.30%/° C	-0.35%/° C
Voltage Temp Coefficient	-55.8 mV/° C	-58.9 mV/° C
Current Temp Coefficient	3.5 mA/° C	2.6 mA/° C
Max. System Voltage		45 V
Series Fuse Rating		15 A

### Mechanical Data

Solar Cells	Prime monocrystalline 25% and 23% efficiency SunPower IBC cells
Junction Box	TE 1-21-2152049-1 with by-pass diode
Connectors	Tyco (PV4-S)
Cables	4 mm <sup>2</sup> , 12 AWG, 450 mm long
Grommets	316 Stainless Steel
Charge Controller	None provided
Weight	2 kg
Panel Dimensions	1165 x 556 x 20 mm with Jbox, 2 mm w/o Jbox



Please read the safety and installation guide.

Document # 530842 Rev A / A4\_EN