

The background of the slide is a dark blue field filled with a complex network of glowing blue lines and dots, resembling a data network or neural network. Several curved, wireframe-like structures are visible, suggesting a globe or a large-scale data visualization. The overall aesthetic is futuristic and technological.

AI Assessment




WHAT IS AN
ASSESSMENT?


Assessments

- **Collaborative Interview and Discussions**
 - Key Stakeholders, Decision makers and Leadership
 - Zoom Meeting
- **Structured Exploratory Process**
- **Identify and Clarify Visions and Goals**
- **Efficient and Successful AI Implementation**
- **Information Gathering Process to Create AI Roadmap**


Purpose of Assessments

 Discover Leverage Points, Opportunities and Threats

 Identify Future Proof Competitive Position

 Reduce Inefficiencies and Costs/Time

 Enhance Employee and Team Experience

 Increase Revenue

2 Assessments are Conducted

- **Future Readiness Assessment**

- Comprehensive Analysis of Current Operations and Pain Points
- Identify Workflows that Could Be AI-ified
- Identify Bottlenecks, Inefficiencies, and Gaps
- Assess Team AI Adoption Capability

- **AI Implementation Assessment**

- Evaluate Readiness to Integrate AI
- Identify Current Technology
- Data and Data Capture Situation

What Happens Before AI Assessments

- **Research Company with Requests**
 - Organizational Chart(s)
 - Websites and Social Media Links
 - Public Financial Information
- **Research Industry**
 - Competitors
 - Customer base
- **Pre-Assessment Discussion**
 - Understand AI Vision and Goals
 - Identify Key Outcomes and Objectives
 - Determine Scope and Focus of Assessment
- **Schedule Meeting Times and Attendees**



What Happens During Assessment

- **Structured Questions**
 - Tailored to Focus (Company, Department, Team, or Individual)
 - Specific Topics with 5 Questions Each Topic
- **Start with Broader Questions then Drill Down**
 - In Depth Discussions and Conversations
- **Explore and Align on Vision and Hopes**
 - Define Specific Goals
 - Look for Patterns, Leverage and Pain Points
- **Explain Processes, Decision Making Process and Bottlenecks**
 - Impact and Costs
- **Define Criteria for Success (What Success Looks Like?)**

What Happens After Assessments

- **Map and Make Connections**
- **Identify Patterns**
- **Understand Opportunities**
- **Gather Insights to Drive Better Decision**
- **Risks and Blind spots**
- **Quick Wins and Long-Term Transformations**

Define AI Opportunities & Risks



- **Map Out Potential AI Use Cases across Departments and Workflows**
- **Assess Technical, Ethical, and Operational Risks Associated with AI Adoption**
- **Align AI Opportunities with Business Objectives and Strategic Goals**

Develop AI Strategy and Roadmap

- **Create a Phased AI Implementation Plan with Milestones And KPIs.**
- **Define Clear Ownership, Timelines, and Success Indicators**
- **Incorporate Short-term Wins and Long-term Transformation Goals**



Prioritize Objectives



- Rank Opportunities Based On ROI, Feasibility, and Strategic Alignment
- Focus on Quick Wins that Build Momentum and Gain Stakeholder Buy-in
- Sequence Initiatives to Minimize Disruption and Maximize Synergy

Results: Key Findings Reports

- **Clear, Actionable Summary**
- **Strategic Approach and AI Roadmap**
- **SWOT Analysis**
 - Strengths, Weaknesses, Opportunities, Threats
- **High Leverage Opportunities**
- **Initial, Detail Workflow Suggestions**
- **Quantified Impact of Implementation**

Key Findings Report


Future Readiness Assessment

- Provide Clear, Actionable Insights to Future-proof Effectively
- Strategic Approach and Roadmap
- Swat Analysis
- Key Opportunities and Risks
- High Leverage Opportunities
- Initial, Detailed Workflow Suggestions
- Actionable Recommendations
- Quantified Impact of Implementation
- Conclusion And Next Steps

AI Implementation

- Insights for Implementing AI Into Workflows And Departments
- Detailed Findings Area-by-area
- Key Opportunities And Risks
- Actionable Recommendations
- Conclusion And Next Steps

**LET'S GET STARTED TO FUTURE PROOF YOUR
COMPANY & GROW YOUR REVENUE TOGETHER!
SCAN THE QR CODE TO START!**



[Link to Request Form](#)