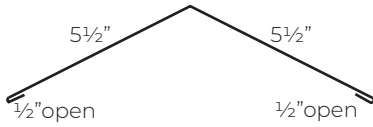


# 1-1/2" Mechanical Lock Trim Shapes

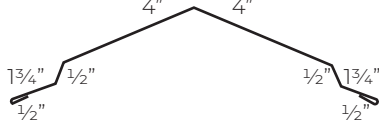
## 1-1/2" RIDGE SHAPES

\*Specify Pitch



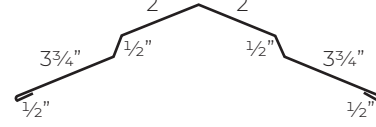
**Flat Ridge Cap**  
 FAB CODE - 95      BLANK SIZE - 12"

\*Specify Pitch



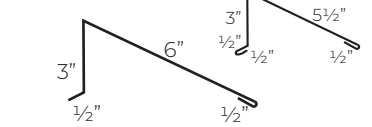
**Step Ridge Cap**  
 FAB CODE - 96      BLANK SIZE - 13.5"

\*Specify Pitch



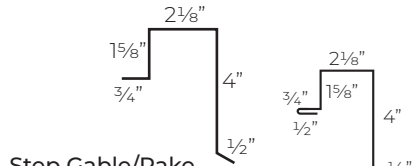
**High Step Ridge Cap**  
 FAB CODE - 97      BLANK SIZE - 13.5"

\*Specify Pitch



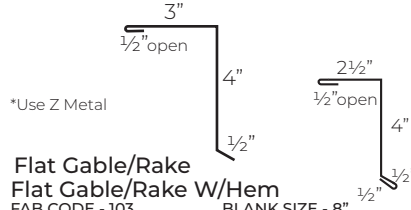
**Single Slope Ridge Cap**  
**Single Slope Ridge Cap w/Hem**  
 FAB CODE - 98      BLANK SIZE - 10"  
 FAB CODE - 174      BLANK SIZE - 10"

## 1-1/2" GABLE SHAPES

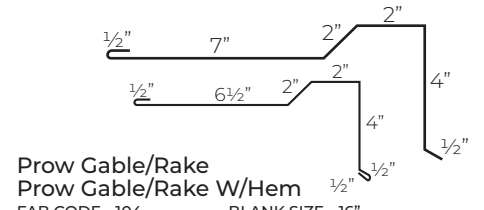


**Step Gable/Rake**  
**Step Gable/Rake W/Hems**  
 FAB CODE - 99      BLANK SIZE - 9"  
 FAB CODE - 108      BLANK SIZE - 10"

\*Use Z Metal



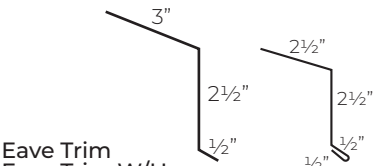
**Flat Gable/Rake**  
**Flat Gable/Rake W/Hem**  
 FAB CODE - 103      BLANK SIZE - 8"  
 FAB CODE - 112      BLANK SIZE - 8"



**Prow Gable/Rake**  
**Prow Gable/Rake W/Hem**  
 FAB CODE - 104      BLANK SIZE - 16"  
 FAB CODE - 113      BLANK SIZE - 16"

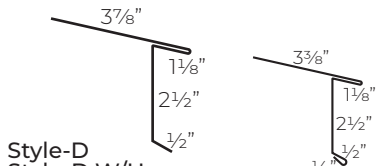
## 1-1/2" EAVE SHAPES

\*Specify Pitch



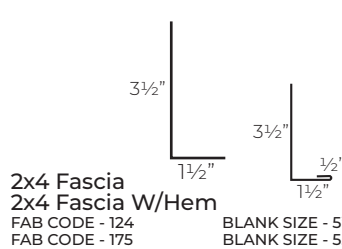
**Eave Trim**  
**Eave Trim W/Hem**  
 FAB CODE - 117      BLANK SIZE - 6"  
 FAB CODE - 120      BLANK SIZE - 6"

\*Specify Pitch 1/2 or less



**Style-D**  
**Style-D W/Hem**  
 FAB CODE - 118      BLANK SIZE - 8"  
 FAB CODE - 121      BLANK SIZE - 8"

## 1-1/2" FASCIA SHAPES

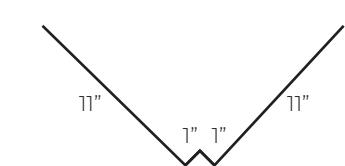


**2x4 Fascia**  
**2x4 Fascia W/Hem**  
 FAB CODE - 124      BLANK SIZE - 5"  
 FAB CODE - 175      BLANK SIZE - 5.5"

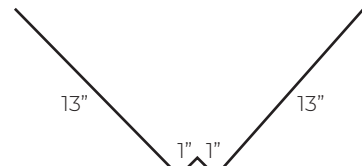


**2x6 Fascia**  
**2x6 Fascia W/Hem**  
 FAB CODE - 123      BLANK SIZE - 7"  
 FAB CODE - 176      BLANK SIZE - 7.5"

## 1-1/2" W-VALLEY SHAPES



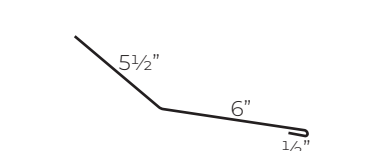
**W-Valley 24"**  
 FAB CODE - 125      BLANK SIZE - 24"



**W-Valley 28"**  
 FAB CODE - 126      BLANK SIZE - 28"

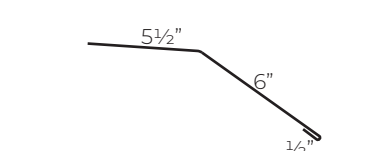
## 1-1/2" TRANSITION SHAPES

\*Specify Pitch



**Transition High to Low**  
 FAB CODE - 127      BLANK SIZE - 12"

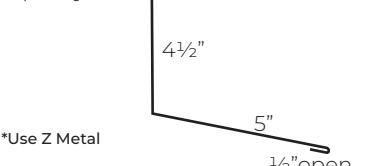
\*Specify Pitch



**Transition Low to High**  
 FAB CODE - 128      BLANK SIZE - 12"

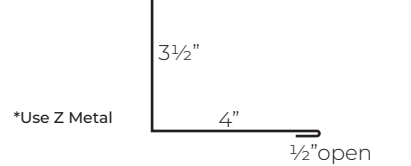
## 1-1/2" WALL SHAPES

\*Specify Pitch

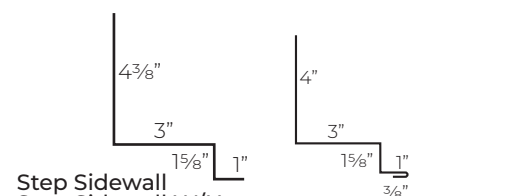


**Endwall**  
 FAB CODE - 129      BLANK SIZE - 10"

\*Use Z Metal

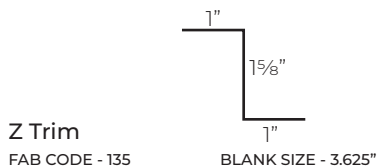


**Flat Sidewall**  
 FAB CODE - 130      BLANK SIZE - 8"

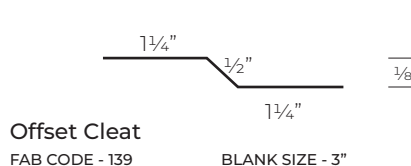


**Step Sidewall**  
**Step Sidewall W/Hem**  
 FAB CODE - 131      BLANK SIZE - 10"  
 FAB CODE - 178      BLANK SIZE - 10"

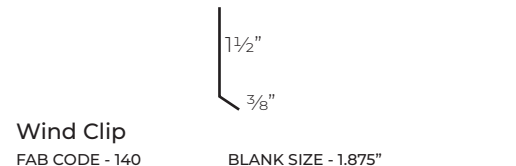
## 1-1/2" HOLD DOWN/CLOSURE SHAPES



**Z Trim**  
 FAB CODE - 135      BLANK SIZE - 3.625"



**Offset Cleat**  
 FAB CODE - 139      BLANK SIZE - 3"



**Wind Clip**  
 FAB CODE - 140      BLANK SIZE - 1.875"

**Other Trim Shapes available not shown on this chart.**  
**Contact sales rep for pricing and availability.**