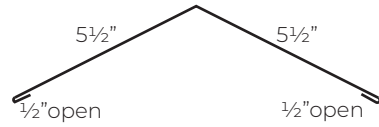


1" Nail Strip Trim Shapes

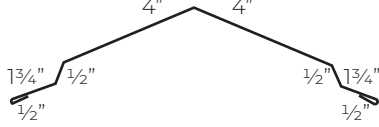
1" RIDGE SHAPES

*Specify Pitch



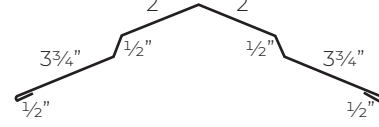
Flat Ridge Cap
 FAB CODE - 95 BLANK SIZE - 12"

*Specify Pitch



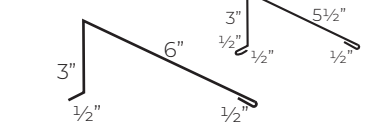
Step Ridge Cap
 FAB CODE - 96 BLANK SIZE - 13.5"

*Specify Pitch



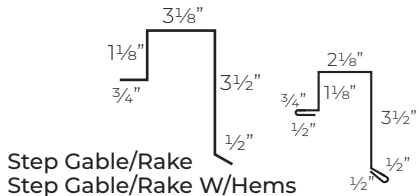
High Step Ridge Cap
 FAB CODE - 97 BLANK SIZE - 13.5"

*Specify Pitch



Single Slope Ridge Cap
Single Slope Ridge Cap w/Hem
 FAB CODE - 98 BLANK SIZE - 10"
 FAB CODE - 174 BLANK SIZE - 10"

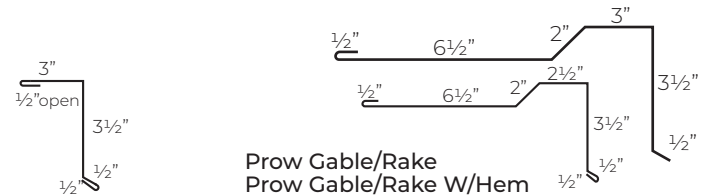
1" GABLE SHAPES



Step Gable/Rake
Step Gable/Rake W/Hems
 FAB CODE - 100 BLANK SIZE - 9"
 FAB CODE - 109 BLANK SIZE - 9"

*Use Z Metal

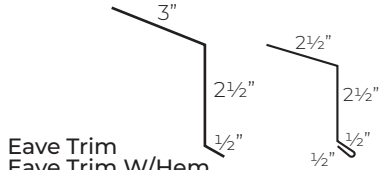
Flat Gable/Rake
Flat Gable/Rake W/Hem
 FAB CODE - 170 BLANK SIZE - 8"
 FAB CODE - 172 BLANK SIZE - 8"



Prow Gable/Rake
Prow Gable/Rake W/Hem
 FAB CODE - 105 BLANK SIZE - 16"
 FAB CODE - 114 BLANK SIZE - 16"

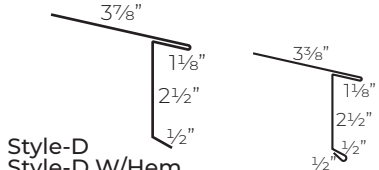
1" EAVE SHAPES

*Specify Pitch



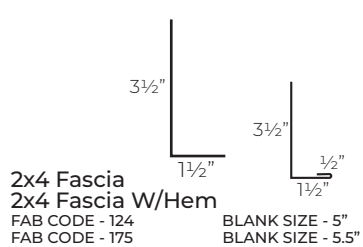
Eave Trim
Eave Trim W/Hem
 FAB CODE - 117 BLANK SIZE - 6"
 FAB CODE - 120 BLANK SIZE - 6"

*Specify Pitch 1/4 or less

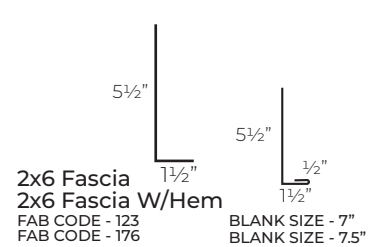


Style-D
Style-D W/Hem
 FAB CODE - 118 BLANK SIZE - 8"
 FAB CODE - 121 BLANK SIZE - 8"

1" FASCIA SHAPES

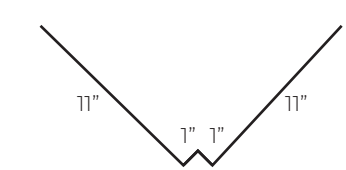


2x4 Fascia
2x4 Fascia W/Hem
 FAB CODE - 124 BLANK SIZE - 5"
 FAB CODE - 175 BLANK SIZE - 5.5"

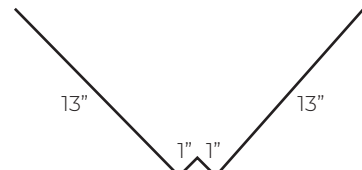


2x6 Fascia
2x6 Fascia W/Hem
 FAB CODE - 123 BLANK SIZE - 7"
 FAB CODE - 176 BLANK SIZE - 7.5"

1" W-VALLEY SHAPES



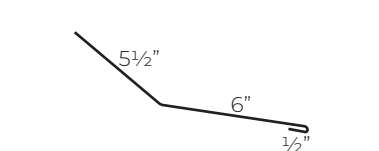
W-Valley 24"
 FAB CODE - 125 BLANK SIZE - 24"



W-Valley 28"
 FAB CODE - 126 BLANK SIZE - 28"

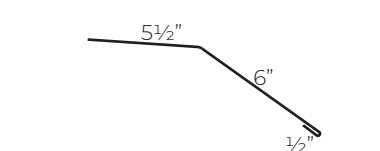
1" TRANSITION SHAPES

*Specify Pitch



Transition High to Low
 FAB CODE - 127 BLANK SIZE - 12"

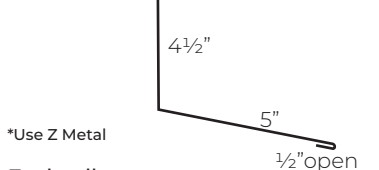
*Specify Pitch



Transition Low to High
 FAB CODE - 128 BLANK SIZE - 12"

1" END/SIDE WALL SHAPES

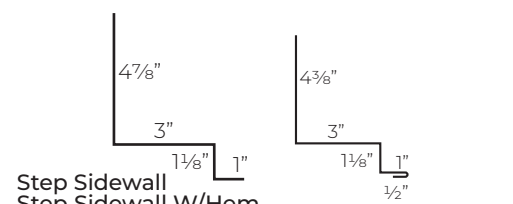
*Specify Pitch



Endwall
 FAB CODE - 129 BLANK SIZE - 10"

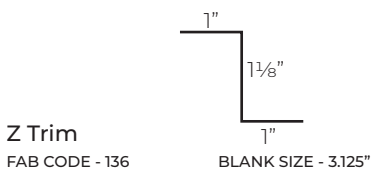
*Use Z Metal

Flat Sidewall
 FAB CODE - 130 BLANK SIZE - 8"

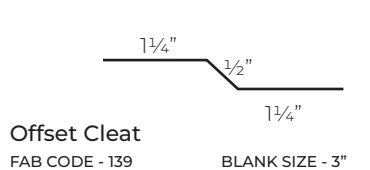


Step Sidewall
Step Sidewall W/Hem
 FAB CODE - 132 BLANK SIZE - 10"
 FAB CODE - 177 BLANK SIZE - 10"

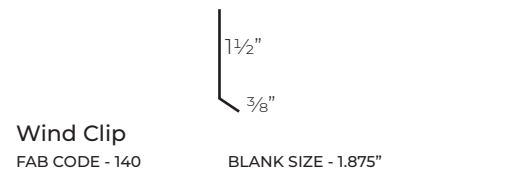
1" HOLD DOWN/CLOSURE SHAPES



Z Trim
 FAB CODE - 136 BLANK SIZE - 3.125"



Offset Cleat
 FAB CODE - 139 BLANK SIZE - 3"



Wind Clip
 FAB CODE - 140 BLANK SIZE - 1.875"

Other Trim Shapes available not shown on this chart.
Contact sales rep for pricing and availability.

1" Nail Strip Trim Shapes

1" SIDING SHAPES

Base Trim
Base Trim W/Hem
 FAB CODE - 141 BLANK SIZE - 4.5"
 FAB CODE - 179 BLANK SIZE - 4.5"

Box Base Trim
 FAB CODE - 147 BLANK SIZE - 6"

Base Trim W/Under Hem
 FAB CODE - 144 BLANK SIZE - 6"

J Metal
J Metal W/Hem
 FAB CODE - 150 BLANK SIZE - 4"
 FAB CODE - 182 BLANK SIZE - 4.5"

J Metal W/Double Hem
 FAB CODE - 153 BLANK SIZE - 7"

F&J Trim
 FAB CODE - 167 BLANK SIZE - 8"

Z Wainscot Transition
Z Wainscot Transition W/Hems
 FAB CODE - 156 BLANK SIZE - 4.625"
 FAB CODE - 185 BLANK SIZE - 4.625"

Outside Corner
 FAB CODE - 163 BLANK SIZE - 9"

Inside Corner
 FAB CODE - 160 BLANK SIZE - 9"

Overhead Door Trim
 FAB CODE - 159 BLANK SIZE - 5"

Door Jamb Metal 7-5/8" Face
Door Jamb Metal 7-5/8" Face W/Hems
 FAB CODE - 188 BLANK SIZE - 10.625"
 FAB CODE - 190 BLANK SIZE - 11.375"

Door Jamb Metal 5-5/8" Face
Door Jamb Metal 5-5/8" Face W/Hems
 FAB CODE - 166 BLANK SIZE - 8.625"
 FAB CODE - 189 BLANK SIZE - 9.375"

1" OTHER SHAPES

Snow Stop
 FAB CODE - 195 BLANK SIZE - 10"

WE BEND CUSTOM TRIM SHAPES