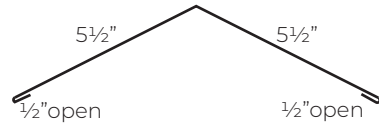


7/8" Corrugated Trim Shapes

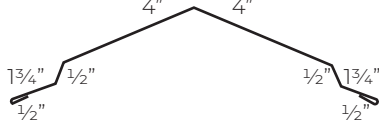
7/8" RIDGE SHAPES

*Specify Pitch



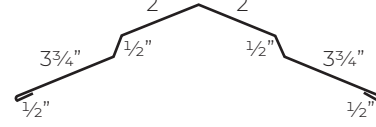
Flat Ridge Cap
 FAB CODE - 95 BLANK SIZE - 12"

*Specify Pitch



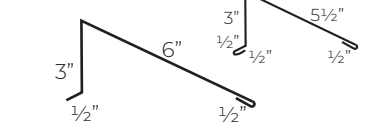
Step Ridge Cap
 FAB CODE - 96 BLANK SIZE - 13.5"

*Specify Pitch



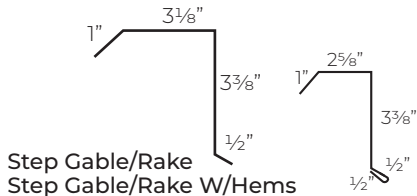
High Step Ridge Cap
 FAB CODE - 97 BLANK SIZE - 13.5"

*Specify Pitch



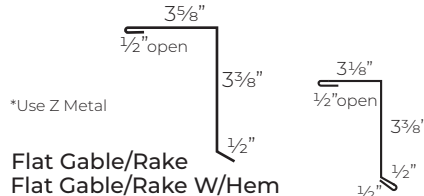
Single Slope Ridge Cap
Single Slope Ridge Cap w/Hem
 FAB CODE - 98 BLANK SIZE - 10"
 FAB CODE - 174 BLANK SIZE - 10"

7/8" GABLE SHAPES

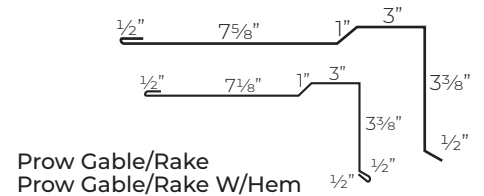


Step Gable/Rake
Step Gable/Rake W/Hems
 FAB CODE - 101 BLANK SIZE - 8"
 FAB CODE - 110 BLANK SIZE - 8"

*Use Z Metal



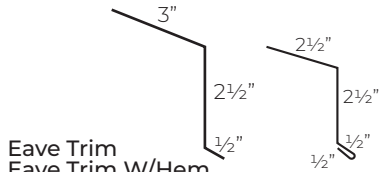
Flat Gable/Rake
Flat Gable/Rake W/Hem
 FAB CODE - 171 BLANK SIZE - 8"
 FAB CODE - 173 BLANK SIZE - 8"



Prow Gable/Rake
Prow Gable/Rake W/Hem
 FAB CODE - 106 BLANK SIZE - 16"
 FAB CODE - 115 BLANK SIZE - 16"

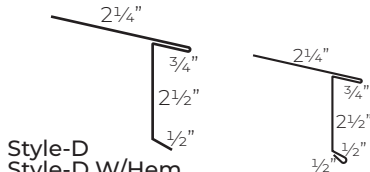
7/8" EAVE SHAPES

*Specify Pitch



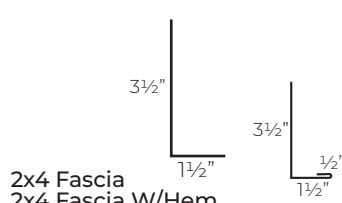
Eave Trim
Eave Trim W/Hem
 FAB CODE - 117 BLANK SIZE - 6"
 FAB CODE - 120 BLANK SIZE - 6"

*Specify Pitch 1/2 or less

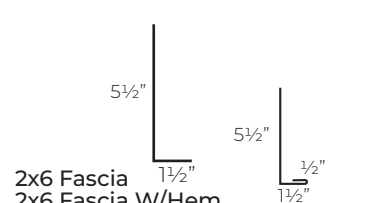


Style-D Eave Trim
Style-D Eave Trim W/Hem
 FAB CODE - 119 BLANK SIZE - 6"
 FAB CODE - 122 BLANK SIZE - 6.5"

7/8" FASCIA SHAPES

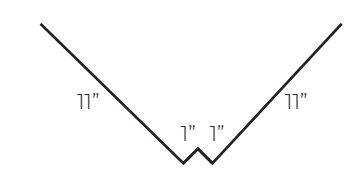


2x4 Fascia
2x4 Fascia W/Hem
 FAB CODE - 124 BLANK SIZE - 5"
 FAB CODE - 175 BLANK SIZE - 5.5"

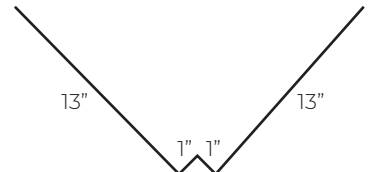


2x6 Fascia
2x6 Fascia W/Hem
 FAB CODE - 123 BLANK SIZE - 7"
 FAB CODE - 176 BLANK SIZE - 7.5"

7/8" W-VALLEY SHAPES

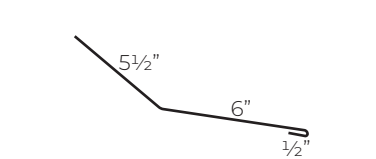


W-Valley 24"
 FAB CODE - 125 BLANK SIZE - 24"



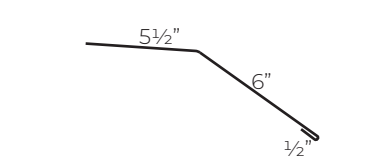
W-Valley 28"
 FAB CODE - 126 BLANK SIZE - 28"

*Specify Pitch



Transition High to Low
 FAB CODE - 127 BLANK SIZE - 12"

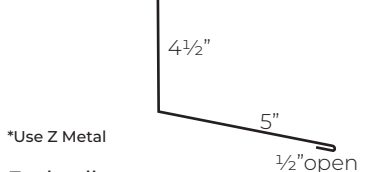
*Specify Pitch



Transition Low to High
 FAB CODE - 128 BLANK SIZE - 12"

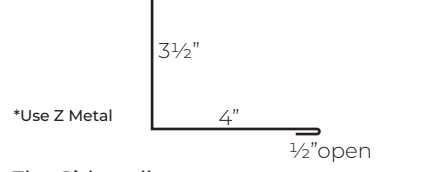
7/8" END/SIDE WALL SHAPES

*Specify Pitch

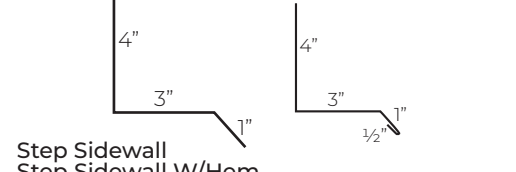


Endwall
 FAB CODE - 129 BLANK SIZE - 10"

*Use Z Metal

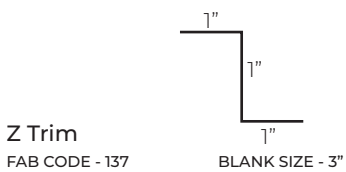


Flat Sidewall
 FAB CODE - 130 BLANK SIZE - 8"

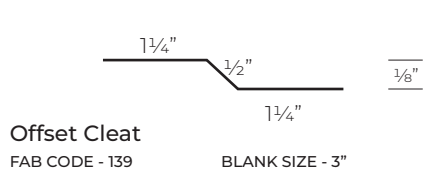


Step Sidewall
Step Sidewall W/Hem
 FAB CODE - 133 BLANK SIZE - 8"
 FAB CODE - 191 BLANK SIZE - 8.5"

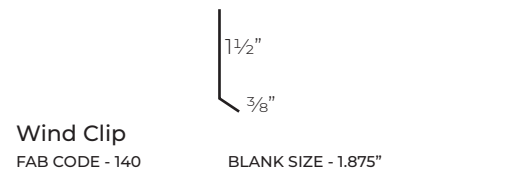
7/8" HOLD DOWN/CLOSURE SHAPES



Z Trim
 FAB CODE - 137 BLANK SIZE - 3"



Offset Cleat
 FAB CODE - 139 BLANK SIZE - 3"



Wind Clip
 FAB CODE - 140 BLANK SIZE - 1.875"

Other Trim Shapes available not shown on this chart.
Contact sales rep for pricing and availability.

7/8" Corrugated Trim Shapes

7/8" SIDING SHAPES

Base Trim
 FAB CODE - 142
 BLANK SIZE - 4.5"

Base Trim W/Hem
 FAB CODE - 180
 BLANK SIZE - 4.5"

Box Base Trim
 FAB CODE - 148
 BLANK SIZE - 5"

Base Trim W/Under Hem
 FAB CODE - 145
 BLANK SIZE - 6"

J Metal
 FAB CODE - 151
 BLANK SIZE - 4"

J Metal W/Hem
 FAB CODE - 183
 BLANK SIZE - 4.5"

J Metal W/Double Hem
 FAB CODE - 154
 BLANK SIZE - 7"

F&J Trim
 FAB CODE - 168
 BLANK SIZE - 8"

Z Wainscot Transition
 FAB CODE - 157
 BLANK SIZE - 4.5"

Z Wainscot Transition W/Hems
 FAB CODE - 186
 BLANK SIZE - 4.5"

Outside Corner
 FAB CODE - 164
 BLANK SIZE - 9"

Inside Corner
 FAB CODE - 161
 BLANK SIZE - 9"

Overhead Door Trim
 FAB CODE - 159
 BLANK SIZE - 5"

Door Jamb Metal 7-5/8" Face
 FAB CODE - 188
 BLANK SIZE - 10.625"

Door Jamb Metal 7-5/8" Face W/Hems
 FAB CODE - 190
 BLANK SIZE - 11.375"

Door Jamb Metal 5-5/8" Face
 FAB CODE - 166
 BLANK SIZE - 8.625"

Door Jamb Metal 5-5/8" Face W/Hems
 FAB CODE - 189
 BLANK SIZE - 9.375"

7/8" OTHER SHAPES

Snow Stop
 FAB CODE - 195
 BLANK SIZE - 10"

WE BEND CUSTOM TRIM SHAPES