

**REAL
STEEL**

3/4" Tuff-Rib

(208) 268-5303
realsteelidaho.com
1649 Woodruff Park Circle
Idaho Falls, ID 83401

Panel Overview



Panel Specifics

Coverage Widths • 36"

Rib Height • 3/4" high


Attachment • Exposed Fastener

Gauge • 22ga, 24ga, 26ga, 29ga

Minimum Roof Slope • 3/12 Pitch

Surface Substrate • Solid

Minimum Length • 1' Minimum



Useful Information


Applications for the 3/4" Tuff-Rib panel include commercial and residential.

See our Premium Color Chart & our Standard Color Chart for color and finish options.

Recommended Underlayment - High Temp Ice & Water Shield.



Complete line of trim shapes available in matching colors & gauges



**REAL
REAL
STEEL**


(208) 268-5303

realsteelidaho.com

1649 Woodruff Park Circle
Idaho Falls, ID 83401

STANDARD COLORS

WeatherXL Pre-Finished Steel



White
SRI 86



Parchment
SRI 72



Stone
SRI 65



Ivory
SRI 84



Beige
SRI 53



Hickory
SRI 47




Black
SRI 31




Dark Gray
SRI 39




Light Gray
SRI 41



Dark Brown
SRI 35



Medium Brown
SRI 34



Desert Brown
SRI 41



Weathered Copper
SRI 35



Burgundy
SRI 29



Dark Red
SRI 35



Bright Red
SRI 31



Forest Green
SRI 28



Dark Green
SRI 37




Light Green
SRI 27




Dark Blue
SRI 24



Light Blue
SRI 31



Copper Penny**
SRI 50



Galvalume*



**Premium Paint

*Non-painted Galvalume Finish

The above colors shown are approximate to actual finish colors.