



## 5<sup>th</sup> String Root Position 4-Note Chords

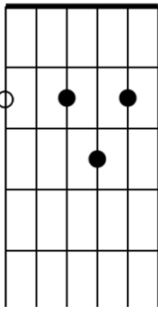
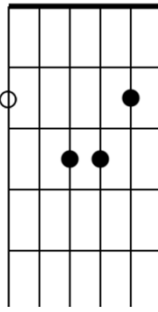
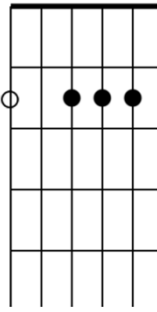
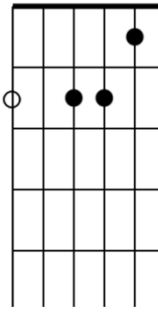
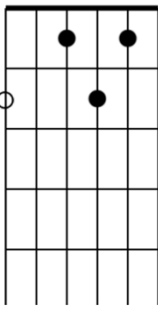
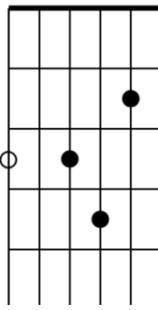
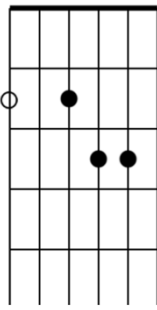
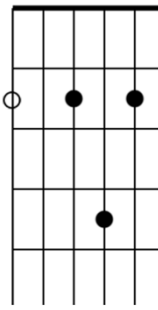
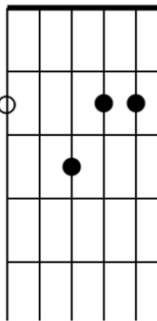
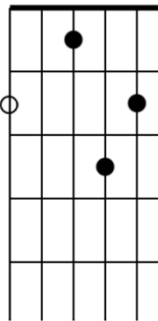
Four-note chords add the fifth above the root note to three-note chords. These chords provide a full sound and work well in combo playing as well as in duo settings. Four-note chords are more difficult to finger than three-note chords. However, once learned, they will serve you well for a life-time. The following four-note examples are built on the root note A on the 5<sup>th</sup> string.

A7	AMA7	AMI7	AMI7(b5)
ADim7	A7(b5)	A7(#5)	A7sus4
AMI(MA7)	A6	AMI6	



## 6<sup>th</sup> String Root Position 4-Note Chords

The following four-note examples are built on the root note A on the 6<sup>th</sup> string.

<p>A7</p> 	<p>AMA7</p> 	<p>AMI7</p> 	<p>AMI7(b5)</p> 
<p>ADim7</p> 	<p>A7(b5)</p> 	<p>A7(#5)</p> 	<p>A7sus4</p> 
<p>AMI(MA7)</p> 	<p>A6</p> 	<p>AMI6</p> 