

# Valentine's Day-ELA Activities

Do you need some V-Day activities that will function in your real world upper elementary/middle school classroom? Are you short on time and supplies? Don't worry! I have a couple of easy and effective solutions!

Poetry can be a great way to celebrate Valentine's Day in your upper elementary or middle school classroom. Poetry is oftentimes one of the last units/topics taught by teachers, so why not spend a couple of days around the holiday of love to give some poetry mini lessons. It can familiarize students with key terms, which can help them prep for state testing.

If poetry is not on your radar, or is something that is not a direct requirement in your state, switch your focus to figurative language (one of the key components of poetry). You can have students review different types of figurative language by creating a flip book. Students can then pen their own examples of figurative language to convey love (or the opposite if you have students that are more interested in an anti-love theme for Valentine's Day).

Flip books are super easy to create, require little to no prep, and can simply be made with half sheets of paper. A flip book is a great way to organize types of poetry or figurative language, their definitions, and examples. It is a great reference tool for students (a tactile reference that will speak to many students and solidify the memorization of terms), and one they can hang onto and continue to use. It is also super easy to glue/tape flip books into your students interactive notebooks and create another reference tool for the school year.

# Valentine's Day-Poetry

## Lesson Objective:

SWBAT identify different types of poetry and define them as demonstrated with their Poetry Flip Book with 80% accuracy.

SWBAT construct a love poem following guidelines of a specific type of poetry as demonstrated with their personal poem with 80% accuracy.

♥ Have students create their flip book by staggering the pages to create tabs for each section of the flip book/types of poetry.

♥ Review the different types of poetry. You can have students find or copy down the definitions on their own, or provide definitions for the students to copy (an easy way to differentiate).

♥ Have students copy examples of the different types of poems into their flip book. Here are some recommended websites (no affiliation)

65 Beautiful Love Poems Everyone Should Know:

<https://reedsy.com/discovery/blog/love-poems>

Learn about different types of poetry, YouTube videos included.

<https://www.studiobinder.com/blog/different-types-of-poems-examples/>

Find the basics, and lots of different ideas and poems:

<https://poets.org/>

When Poetry Meets the Common Core

<https://www.edweek.org/teaching-learning/opinion-when-poetry-meets-the-common-core/2013/01>

♥ Once students have completed their flip books, it is time for them to pen some poetry of their own. I have included some “stationary” below.

# Valentine's Day–Figurative Language

## Lesson Objective:

SWBAT identify different types of figurative language and define them as demonstrated with their Figurative Language Flip Book with 80% accuracy.

SWBAT write examples of figurative language that depict a feeling of love with 80% accuracy.

♥♥ Have students create their flip book by staggering the pages to create tabs for each section of the flip book/types of figurative language.

♥♥ Review the different types of figurative language. You can have students find or copy down the definitions on their own, or provide definitions for the students to copy (an easy way to differentiate).

♥♥ Here are some recommended websites (no affiliation)

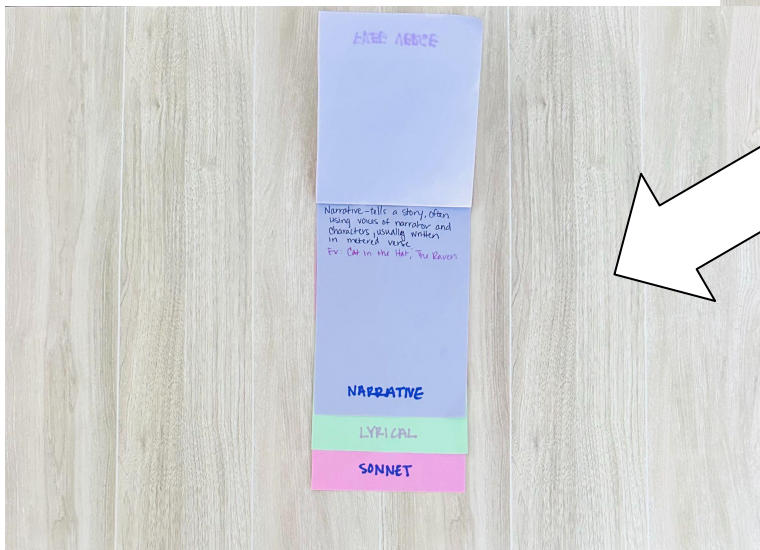





Great Resource and Figurative Language Examples

<https://teachingwithamountainview.com/figurative-language-review/>

A video to review the different types of figurative language

<https://www.youtube.com/watch?v=YlfzDvrhzuU>

♥♥ Once students have completed their flip books, it is time for them to pen some love struck similes, metaphors and more of their own. I have included some “stationary” below.





Name \_\_\_\_\_ Date \_\_\_\_\_ Class \_\_\_\_\_


Type of Poetry: \_\_\_\_\_

\_\_\_\_\_

\_\_\_\_\_

\_\_\_\_\_

\_\_\_\_\_



\_\_\_\_\_

\_\_\_\_\_

\_\_\_\_\_

\_\_\_\_\_

\_\_\_\_\_

\_\_\_\_\_

\_\_\_\_\_

\_\_\_\_\_

\_\_\_\_\_

\_\_\_\_\_

\_\_\_\_\_

\_\_\_\_\_

\_\_\_\_\_

\_\_\_\_\_

\_\_\_\_\_

\_\_\_\_\_

\_\_\_\_\_

\_\_\_\_\_

\_\_\_\_\_


\_\_\_\_\_

\_\_\_\_\_

\_\_\_\_\_

Name \_\_\_\_\_ Date \_\_\_\_\_ Class \_\_\_\_\_

Type of Poetry: \_\_\_\_\_




Name \_\_\_\_\_ Date \_\_\_\_\_ Class \_\_\_\_\_

Type of Poetry: \_\_\_\_\_



Name \_\_\_\_\_ Date \_\_\_\_\_ Class \_\_\_\_\_

Type of Poetry: \_\_\_\_\_





Name \_\_\_\_\_ Date \_\_\_\_\_ Class \_\_\_\_\_

Type of Poetry: \_\_\_\_\_

