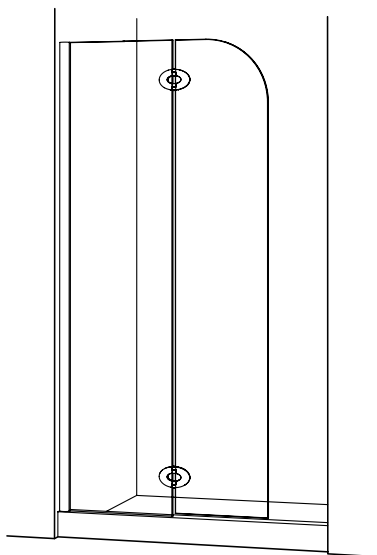
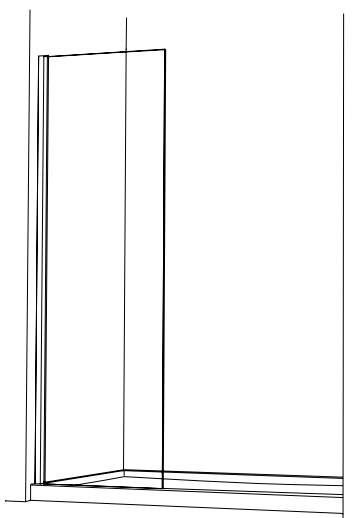


WALK-IN SHOWER SHIELDS



WALK-IN SHOWER PANELS



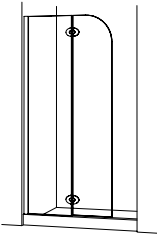
FLEURCO INC. **USA EAST** Tel: 856.778.0110 | Toll Free: 1.888.568.2121 | Fax: 1.888.854.1020

FLEURCO INC. **USA MIDWEST** Tel: 630.607.0847 | Toll Free: 1.888.263.3651 | Fax: 331.225.2549

FLEURCO INC. **USA WEST** Tel: 562.368.8800 | Toll Free: 1.877.413.2880 | Fax: 562.368.8812

FLEURCO INC. **CANADA** Tel: 1.514.326.2222 | Toll Free: 1.800.993.0033 | Fax: 1.514.326.2008 | www.fleurco.com

WALK-IN SHOWER SHIELDS



CODE SYSTEM AND PRODUCT OPTIONS 4-5



MONACO SQUARE TOP 6-7
Pivot shower shield with fixed panel
Sizes: 24" or 33" fixed panel with 15" moveable panel
SELECT 24" fixed panel with 15" moveable panel

M ● ● ● C



MONACO ROUND TOP 8-9
Pivot shower shield with fixed panel
Sizes: 24" or 33" fixed panel with 15" moveable panel
SELECT 24" fixed panel with 15" moveable panel

M ● ● ● C



MONACO "V" 10-11
Pivot shower shield with fixed panel and return panels
Sizes: 23", 24", 31" or 33" fixed panel with 15" moveable panel

M ● ● C



SIENA 12-13
Pivot shower shield with fixed panel
Sizes: 25" fixed panel with 15" moveable panel

M ● ● ● C

M Glass surface protection



See information page at the end of the section

Available finishes

- Chrome
- Brushed Nickel
- Matte Black

Glass type

C Clear

NEW



VECTRA 14-15
Fixed shower panel
Sizes: 29, 33, 39, 45

M SEKUR* ● C



LATITUDE 17-19
Fixed shower panel
Sizes: 28, 32, 38, 44

M SEKUR* ● C



PETRA 20-21
Shower panel
Sizes: 32, 38, 40, 45

M ● ● C



STATION PLUS 22-23
Fixed shower panel
Sizes: 29, 33, 39, 45

M ● ● ● C



STATION 24-25
Fixed shower panel
Sizes: 30, 34

M ● ● ● C



SIENA SOLO 26-27
Pivot shower panel
Size: 34

M ● ● ● C

M Glass surface protection



See information page at the end of the section

SEKUR* Safety protection (S.R.T.)



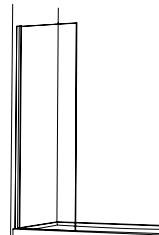
See information on p. 16

Available finishes

- Chrome
- Brushed Nickel
- Matte Black

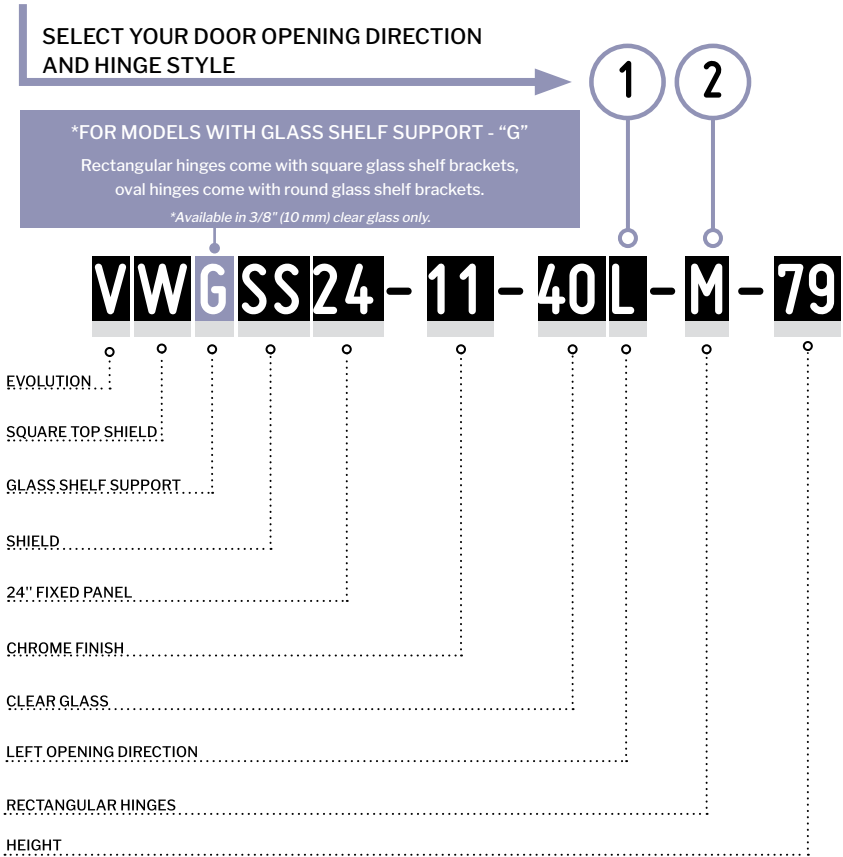
Glass type

C Clear

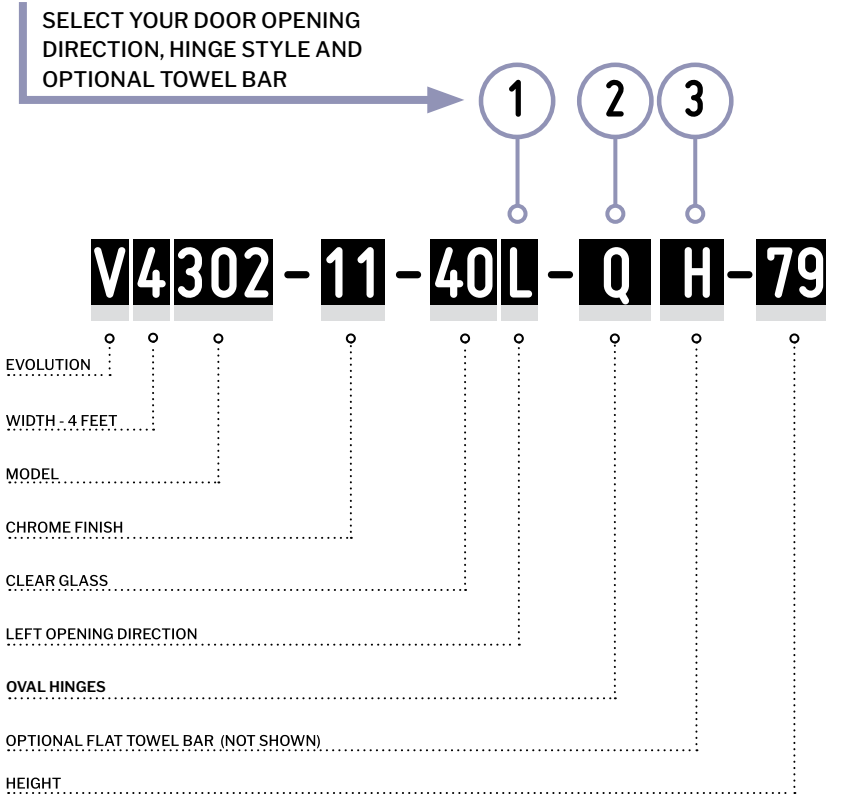


EXAMPLE OF CODE SYSTEM

MONACO SERIES



MONACO "V" SERIES



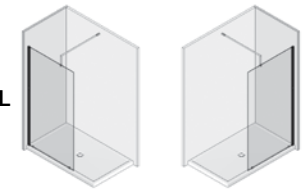
PRODUCT OPTIONS

1 IDENTIFY OPENING DIRECTION
THIS IS MANDATORY

VWXSS24-11-40L-M-79

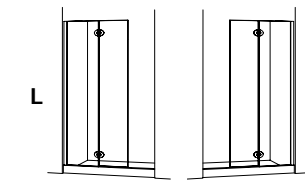
OPENING DIRECTION

FOR MODELS WITHOUT HINGES



L (LEFT) or R (RIGHT) indicates the fixed panel location as viewed from the exterior.

FOR MODELS WITH HINGES



L (LEFT) or R (RIGHT) indicates where the hinges are installed on the shield panel as viewed from the exterior.

2 SELECT SOLID BRASS HINGE STYLE
THIS IS MANDATORY

V4302-11-40L-MH-79

HINGE STYLE

M Rectangular

Q Oval



3 SELECT UV BONDED TOWEL BAR
[SURCHARGE APPLIES]

AVAILABLE FOR CERTAIN MODELS ONLY. INSTALLATION POSITION VARIES FOR EACH MODEL. SEE INDIVIDUAL MODEL PAGES FOR POSITION.



V4302-25-40L-MH-79

OPTIONAL FLAT TOWEL BAR



V4302-11-40L-QY-79

OPTIONAL ROUND TOWEL BAR

Available in two finishes:
Chrome - Surcharge \$365
Brushed Nickel - Surcharge \$331

MONACO SQUARE TOP M

Shower shield with fixed panel

**Microtek**
FLEURCO

Glass surface protection
INCLUDED
at no charge.

3/8" (10 mm) Tempered clear glass • 79" Height
(80 1/2" to top of "X" support bar, 86 3/16" to top of "V" support bar)

SELECT MONACO SQUARE
"X" SUPPORT BAR SYSTEM WITH RECTANGULAR (M) HINGES
79" H (80 1/2" to top of support bar)

MODEL	PRICE	FINISH	GLASS
VMSXS24-11-40-79	\$1,168	Chrome	CLEAR
VMSXS24-25-40-79	\$1,197	Brushed Nickel	CLEAR
VMSXS24-33-40-79	\$1,214	Matte Black	CLEAR

This unit is universal, left and right.
For suggested shower bases, visit www.fleurco.com

MONACO SQUARE "X" SUPPORT BAR SYSTEM
79" H (80 1/2" to top of support bar)

MODEL	PRICE	FINISH	GLASS
VWXSS24-11-40 ① - ② -79	\$2,123	Chrome	CLEAR
VWXSS24-25-40 _ - _ -79	\$2,314	Brushed Nickel	CLEAR

For suggested shower bases, visit www.fleurco.com

MONACO SQUARE "G" GLASS SHELF SUPPORT*
79" H

MODEL	PRICE	FINISH	GLASS
VWGSS24-11-40 ① - ② -79	\$2,123	Chrome	CLEAR
VWGSS24-25-40 _ - _ -79	\$2,314	Brushed Nickel	CLEAR

*Glass Shelves are available in 3/8" (10 mm) Clear Glass only.

For suggested shower bases, visit www.fleurco.com

MONACO SQUARE "V" SUPPORT BAR SYSTEM
79" H (86 3/16" to top of support bar)

MODEL	PRICE	FINISH	GLASS
VW4301-11-40 ① - ② -79	\$1,945	Chrome	CLEAR
VW4301-25-40 _ - _ -79	\$2,129	Brushed Nickel	CLEAR
VW56301-11-40 ① - ② -79	\$2,000	Chrome	CLEAR
VW56301-25-40 _ - _ -79	\$2,166	Brushed Nickel	CLEAR

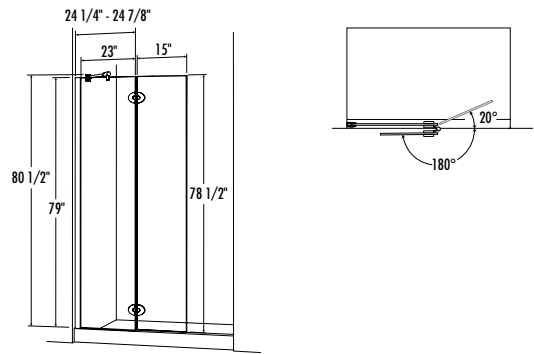
For suggested shower bases, visit www.fleurco.com

SELECT

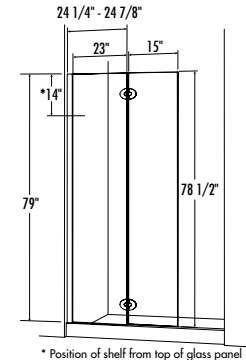


NO OPTIONS

VWXSS24
Support Bar System

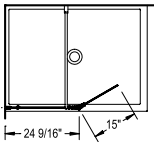


VWGSS24
Glass Shelf Support

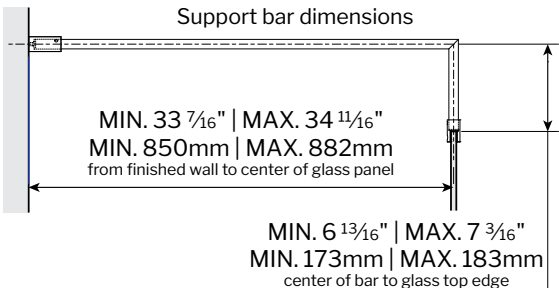
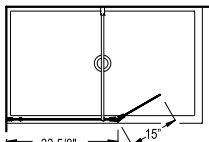


* Position of shelf from top of glass panel

VW4301



VW56301



MODEL VWXSS24-11-40L-M-79



MONACO SQUARE TOP

Walk-in shower shield with fixed panel

European style walk-in shower shield
Available with support bar or glass shelf (excluding **SELECT**) support
2 glass-to-glass hinge choices (excluding **SELECT**)
3/8" (10mm) clear tempered glass
Shower shield height: 79" (80 1/2" to top of the "X" support bar and 86 3/16" to top of the "V" support bar)
Chrome, Brushed Nickel & Matte Black (**SELECT** model only) finishes
Custom sizes available

**Microtek**
FLEURCO

Glass surface protection

10
year limited
warranty

MONACO ROUND TOP M

Shower shield with fixed panel

**Microtek®**
FLEURCO

Glass surface protection
INCLUDED
at no charge.

3/8" (10 mm) Tempered clear glass • 79" Height
(80 ½" to top of "X" support bar, 86 ¾" to top of "V" support bar)

SELECT MONACO ROUND
"X" SUPPORT BAR SYSTEM WITH OVAL (Q) HINGES
79" H (80 ½" to top of support bar)

MODEL	PRICE	FINISH	GLASS
VQRXS24-11-40-79	\$1,168	Chrome	CLEAR
VQRXS24-25-40-79	\$1,197	Brushed Nickel	CLEAR
VQRXS24-33-40-79	\$1,214	Matte Black	CLEAR

This unit is universal, left and right.
For suggested shower bases, visit www.fleurco.com

MONACO ROUND "X" SUPPORT BAR SYSTEM
79" H (80 ½" to top of support bar)

MODEL	PRICE	FINISH	GLASS
VXSS24-11-40-①-②-79	\$2,123	Chrome	CLEAR
VXSS24-25-40-__-79	\$2,314	Brushed Nickel	CLEAR

For suggested shower bases, visit www.fleurco.com

MONACO ROUND "G" GLASS SHELF SUPPORT*
79" H

MODEL	PRICE	FINISH	GLASS
VGSS24-11-40-①-②-79	\$2,123	Chrome	CLEAR
VGSS24-25-40-__-79	\$2,314	Brushed Nickel	CLEAR

*Glass Shelves are available in 3/8" (10 mm) Clear Glass only.

For suggested shower bases, visit www.fleurco.com

MONACO ROUND "V" SUPPORT BAR SYSTEM
79" H (86 ¾" to top of support bar)

MODEL	PRICE	FINISH	GLASS
V4301-11-40-①-②-79	\$1,945	Chrome	CLEAR
V4301-25-40-__-79	\$2,129	Brushed Nickel	CLEAR
V56301-11-40-①-②-79	\$2,000	Chrome	CLEAR
V56301-25-40-__-79	\$2,166	Brushed Nickel	CLEAR

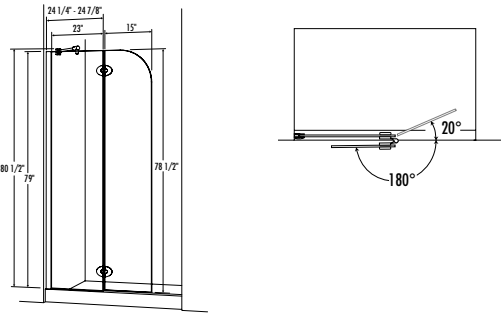
For suggested shower bases, visit www.fleurco.com

SELECT

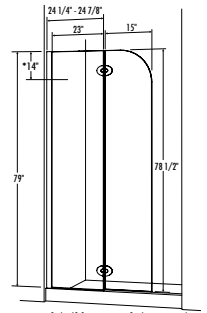


NO OPTIONS

VXSS24
Support Bar System

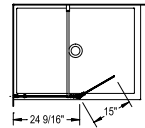


VGSS24
Glass Shelf Support

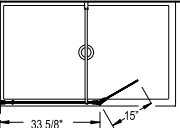


* Position of shelf from top of glass panel

V4301



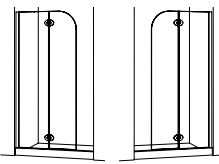
V56301



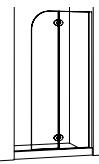
DOOR OPTIONS

Insert Code "L" or "R"

①



L

②



R

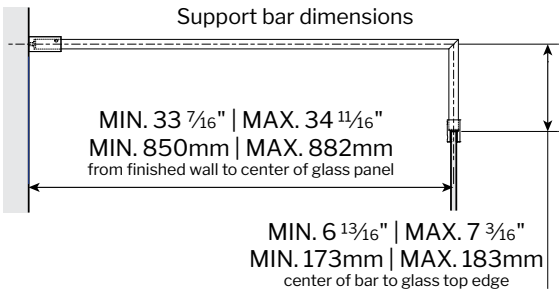
Insert Code "M" or "Q"

M



Q





Support Bar System - "X"



Glass Shelf Support - "G"



Support Bar System - "V"



MODEL VQRXS24-11-40-79

MONACO ROUND TOP

Walk-in shower shield with fixed panel

European style walk-in shower shield
Available with support bar or glass shelf (excluding **SELECT**) support
2 glass-to-glass hinge choices (excluding **SELECT**)
3/8" (10mm) clear tempered glass
Shower shield height: 79" (80 ½" to top of the "X" support bar and 86 ¾" to top of the "V" support bar)
Chrome, Brushed Nickel & Matte Black (**SELECT** model only) finishes
Custom sizes available

**Microtek®**
FLEURCO

Glass surface protection

10
year limited
warranty

MONACO "V" SHOWER SHIELD M

Shower shield with fixed panel & return panel



Glass surface protection



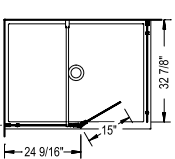


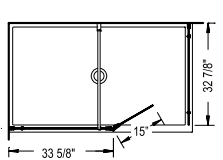


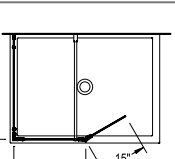


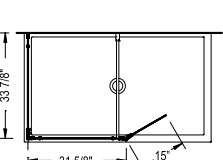
Microtek®

FLEURCO

INCLUDED
at no charge.

3/8" (10 mm) Tempered clear glass • 79" Height (86 3/16" to top of support bar)







2 SIDED

ROUND MODEL	SQUARE MODEL	DIMENSION	ROUND MODEL	SQUARE MODEL	PRICE	FINISH	GLASS
			V4302-11-40 ① - ②③ -79 V4302-25-40 _ - _ -79	VW4302-11-40 ① - ②③ -79 VW4302-25-40 _ - _ -79	\$2,620 \$2,802	Chrome Brushed Nickel	CLEAR CLEAR
Shown with optional towel bar							
			V56302-11-40 ① - ②③ -79 V56302-25-40 _ - _ -79	VW56302-11-40 ① - ②③ -79 VW56302-25-40 _ - _ -79	\$2,721 \$2,887	Chrome Brushed Nickel	CLEAR CLEAR
Shown with optional towel bar							
			V4304-11-40 ① - ②③ -79 V4304-25-40 _ - _ -79	VW4304-11-40 ① - ②③ -79 VW4304-25-40 _ - _ -79	\$2,846 \$3,052	Chrome Brushed Nickel	CLEAR CLEAR
			V56304-11-40 ① - ②③ -79 V56304-25-40 _ - _ -79	VW56304-11-40 ① - ②③ -79 VW56304-25-40 _ - _ -79	\$2,984 \$3,204	Chrome Brushed Nickel	CLEAR CLEAR

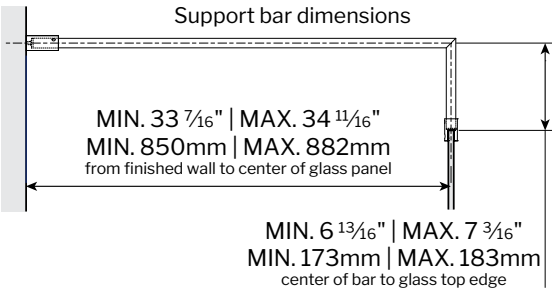
For suggested shower bases, visit www.fleurco.com

SOME MODELS ARE CUSTOMIZEABLE WITH THE "X" SUPPORT BAR AND A U-CHANNEL.
CONTACT CUSTOMER SERVICE FOR DETAILS

ALL DRAINS SOLD SEPARATELY

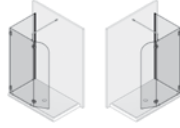
DRAIN NO-CALK™ SHOWER BASE DRAIN*		DRAINABS-11	ABS No-Calk 2" drain	\$45	Chrome
		DRAINABS-25	ABS No-Calk 2" drain	\$59	Brushed Nickel
		DRAINABS-33	ABS No-Calk 2" drain	\$85	Matte Black
		DRAINPVC-11	PVC No-Calk 2" drain	\$45	Chrome
		DRAINPVC-25	PVC No-Calk 2" drain	\$59	Brushed Nickel
		DRAINPVC-33	PVC No-Calk 2" drain	\$65	Matte Black

*Please check local codes to ensure appropriate drain specifications
For AU (Aurora) bases, please see specialty section in the base booklet



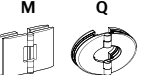
DOOR OPTIONS

Insert Code "L" or "R"



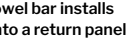
L R

Insert Code "M" or "Q"



M Q

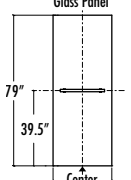
Insert Code "H" (flat) or "Y" (round) to select OPTIONAL towel bar



Towel bar installs onto a return panel

Available in two finishes:
Chrome - Surcharge \$365
Brushed Nickel - Surcharge \$331

Glass Panel



79" 39.5" Center



MODEL V56304-11-40L-Q-79

MONACO "V" SHOWER SHIELD

Walk-in shower shield with fixed panel & return panel

European style walk-in shower shield
2 glass-to-glass hinge choices
3/8" (10mm) clear tempered glass
Shower shield height: 79" (86 3/16" to top of the support bar)
Chrome & Brushed Nickel finishes
Custom sizes available



Microtek®

FLEURCO

Glass surface protection

10
year limited
warranty

SIENA SHOWER SHIELD M

Pivot shower shield with fixed panel



Glass surface protection

Microtek®

FLEURCO

INCLUDED
at no charge.

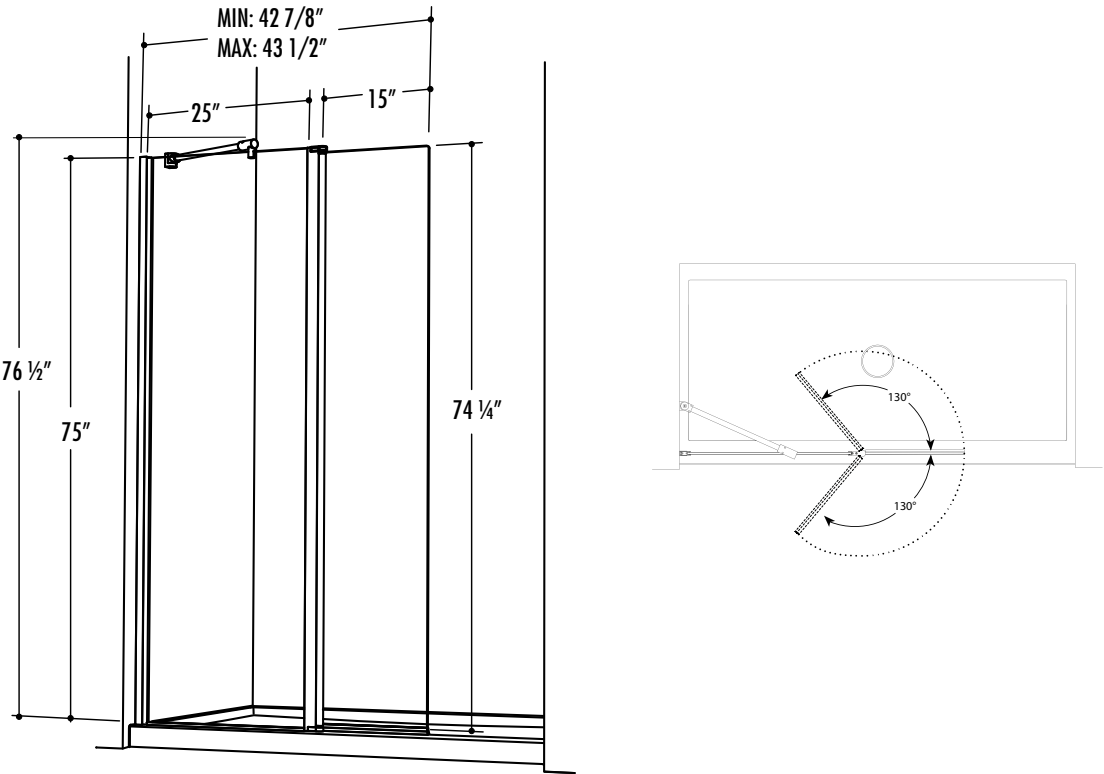
1/4" (6 mm) Tempered clear glass • 75" Height (76 ½" to top of support bar)

SHOWER PANEL


Fixed panel 25" W • Moveable panel 15" W x 75" H (76 ½" to top of support bar)

MODEL	PRICE	FINISH	GLASS
ESS24-11-40	\$966	Chrome	CLEAR
ESS24-25-40	\$993	Brushed Nickel	CLEAR
ESS24-33-40	\$1,023	Matte Black	CLEAR

Fits any base 48" and larger.
For suggested shower bases, visit www.fleurco.com




ALL DRAINS SOLD SEPARATELY


DRAIN NO-CALK™ SHOWER BASE DRAIN*		DRAINABS-11	ABS No-Calk 2" drain	\$45	Chrome	NEW
		DRAINABS-25	ABS No-Calk 2" drain	\$59	Brushed Nickel	
		DRAINABS-33	ABS No-Calk 2" drain	\$85	Matte Black	
		DRAINPVC-11	PVC No-Calk 2" drain	\$45	Chrome	NEW
		DRAINPVC-25	PVC No-Calk 2" drain	\$59	Brushed Nickel	
		DRAINPVC-33	PVC No-Calk 2" drain	\$65	Matte Black	

*Please check local codes to ensure appropriate drain specifications
For AU (Aurora) bases, please see specialty section in the base booklet

NEW



Fibo Wall Systems
by FLEURCO



For information see Fibo by Fleurco section



SIENA WALK-IN SHOWER SHIELD

Pivot shower shield with fixed panel

- European water deflection system
- 130° outward and 130° inward opening
- Reversible left or right side installation
- 1/4" (6mm) clear tempered glass
- Shower shield height: 75" (76 ½" to top of support bar)
- Chrome, Brushed Nickel & Matte Black finishes



Microtek®
FLEURCO

Glass surface protection

10
year limited
warranty

VECTRA SHOWER PANEL M NEW

Fixed panel

3/8" (10 mm) Tempered clear glass
79" Height (80" to top of support bar)



SHOWER PANEL 29

29 5/8" W x 79" H (80" to top of support bar)

MODEL	PRICE	FINISH	GLASS
VTR29-33-40 ①	\$1,476	Matte Black	CLEAR

For suggested shower bases, visit www.fleurco.com.

SHOWER PANEL 33

33" W x 79" H (80" to top of support bar)

MODEL	PRICE	FINISH	GLASS
VTR33-33-40 ①	\$1,538	Matte Black	CLEAR

For suggested shower bases, visit www.fleurco.com.

SHOWER PANEL 39

39" W x 79" H (80" to top of support bar)

MODEL	PRICE	FINISH	GLASS
VTR39-33-40 ①	\$1,574	Matte Black	CLEAR

For suggested shower bases, visit www.fleurco.com.

SHOWER PANEL 45

45 5/8" W x 79" H (80" to top of support bar)

MODEL	PRICE	FINISH	GLASS
VTR45-33-40 ①	\$1,649	Matte Black	CLEAR

For suggested shower bases, visit www.fleurco.com.

ALL DRAINS SOLD SEPARATELY

DRAIN NO-CALK™ SHOWER BASE DRAIN™ 	DRAINABS-11	ABS No-Calk 2" drain	\$45	Chrome	NEW
	DRAINABS-25	ABS No-Calk 2" drain	\$59	Brushed Nickel	
	DRAINABS-33	ABS No-Calk 2" drain	\$85	Matte Black	NEW
	DRAINPVC-11	PVC No-Calk 2" drain	\$45	Chrome	
	DRAINPVC-25	PVC No-Calk 2" drain	\$59	Brushed Nickel	
	DRAINPVC-33	PVC No-Calk 2" drain	\$65	Matte Black	

*Please check local codes to ensure appropriate drain specifications
For AU (Aurora) bases, please see specialty section in the base booklet

DOOR OPTIONS

Insert Code "L" or "R"

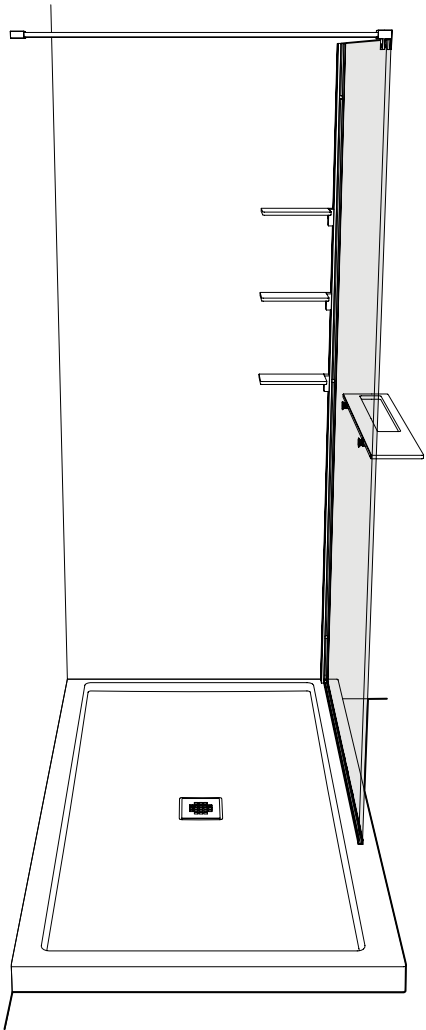
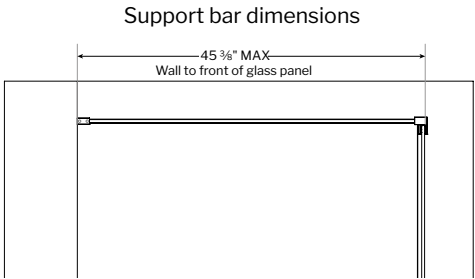
①

L R

NEW



For information see Fibo by Fleurco section



MODEL VTR39-33-40L

VECTRA WALK-IN SHOWER PANEL NEW

Fixed shower panel with accessories

- 3 metal shelves integrated to the wall jamb
- Towel bar and tray integrated in a single accessory
- 3/8" (10mm) clear tempered glass
- Shower panel height: 79" (80" to top of support bar)
- Matte Black finish



SAFETY PROTECTION (S.R.T.)*

*5 year limited warranty



Glass surface protection

10
year limited
warranty

FLEURCO[™]SEKUR⁺
SAFETY PROTECTION (S.R.T.)

WHAT IS FLEURCOSEKUR⁺ SAFETY PROTECTION (S.R.T.)?

FLEURCOSEKUR⁺ SAFETY PROTECTION (S.R.T.) is a transparent film bonded directly onto the glass panel by means of an adhesive to improve safety by retaining the pieces together in the event of glass breakage.

WHAT ARE THE BENEFITS OF FLEURCOSEKUR⁺ SAFETY PROTECTION (S.R.T.)?

FLEURCOSEKUR⁺ SAFETY PROTECTION (S.R.T.) film provides an added layer of security for you and your family. In the event of an accident, FLEURCOSEKUR⁺ SAFETY PROTECTION (S.R.T.) prevents the tempered glass door from shattering into thousands of pieces which could cause damage.

HOW IS FLEURCOSEKUR⁺ SAFETY PROTECTION (S.R.T.) APPLIED?

Application is performed by a specialized machine.

The film is always installed on the exterior side of the panels as to not affect the Microtek[®] coating on the interior.

HOW DURABLE IS FLEURCOSEKUR⁺ SAFETY PROTECTION (S.R.T.)?

FLEURCOSEKUR⁺ SAFETY PROTECTION (S.R.T.) is very durable. It has been tested for long-term usage against chemicals and abrasives and meets the required standards.

HOW DO I CLEAN GLASS TREATED WITH FLEURCOSEKUR⁺ SAFETY PROTECTION (S.R.T.)?

There is no special requirement for cleaning a FLEURCOSEKUR⁺ SAFETY PROTECTION (S.R.T.) treated shower door. Cleaning with a damp cloth using a mixture of vinegar/mild soap with water is recommended.



LATITUDE ^M

Fixed panel

5/16" (8 mm) Tempered clear glass
79" Height (79 ¾" to top of support bar)



SINGLE THRESHOLD

DIMENSION		MODEL	PRICE	FINISH	GLASS
 48" x 36" base	 28 1/2" x 17 1/2"	LAV28-33-43-79	\$766	Matte Black	CLEAR
 60" x 36" base	 32 1/2" x 25 1/2"	LAV32-33-43-79	\$812	Matte Black	CLEAR
 48" x 36" base	 38 1/2" x 19 1/2"	LAV38-33-43-79	\$856	Matte Black	CLEAR
 60" x 36" base	 38 1/2" x 25 1/2"				
 48" x 36" base	 44 1/2" x 19 1/2"	LAV44-33-43-79	\$933	Matte Black	CLEAR
 60" x 36" base	 44 1/2" x 25 1/2"				
 72" x 36" base	 44 1/2" x 35 1/2"				

For suggested shower bases, visit www.fleurco.com


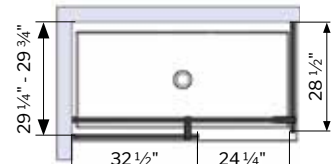

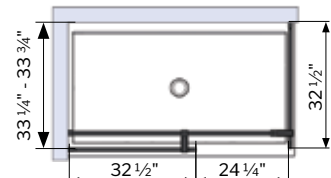

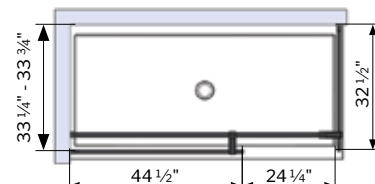
LATITUDE ^M

Fixed panel (cont'd)

5/16" (8 mm) Tempered clear glass
79" Height (79 ¾" to top of support bar)




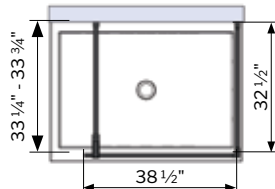

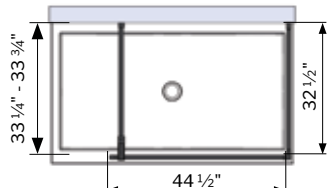
2 SIDED

DIMENSION		MODEL	PRICE	FINISH	GLASS
 60" x 32" base	 29 1/4" - 29 3/4" 32 1/2" 24 1/4" 28 1/2"	LAV3228-33-43-79	\$1,577	Matte Black	CLEAR
 60" x 36" base	 33 1/4" - 33 3/4" 32 1/2" 24 1/4" 32 1/2"	LAV3232-33-43-79	\$1,624	Matte Black	CLEAR
 72" x 36" base	 33 1/4" - 33 3/4" 44 1/2" 24 1/4" 32 1/2"	LAV4432-33-43-79	\$1,745	Matte Black	CLEAR

For suggested shower bases, visit www.fleurco.com

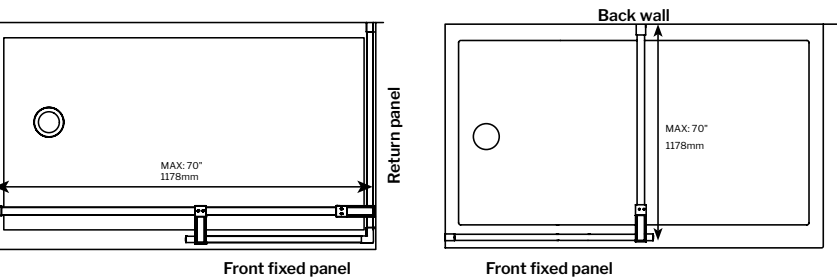
More size options available. See website for more information.

CORNER

DIMENSION		MODEL	PRICE	FINISH	GLASS
 48" x 36" base	 33 1/4" x 33 1/4" x 38 1/2"	LAV3832C-33-43-79	\$1,670	Matte Black	CLEAR
 60" x 36" base	 33 1/4" x 32 1/2" x 44 1/2"	LAV4432C-33-43-79	\$1,745	Matte Black	CLEAR

For suggested shower bases, visit www.fleurco.com

More size options available. See website for more information.



Support bar can be installed from wall to return panel, or from back wall to front fixed panel, up to a maximum of 70" length. For installation manual, see www.fleurco.com

WALK-IN SHOWER PANELS

LATITUDE



WALK-IN SHOWER PANELS

LATITUDE

LATITUDE ^M WALK-IN SHOWER PANEL
Fixed panel

Silk screen design - high style, low maintenance
Available in single panel, 2 sided & corner
5/16" (8mm) clear tempered glass
Shower panel height: 79" (79 ¾" to top of support bar)
Matte Black finish



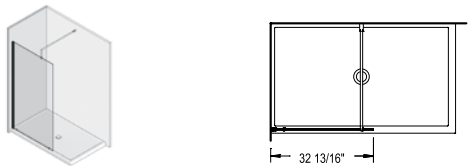
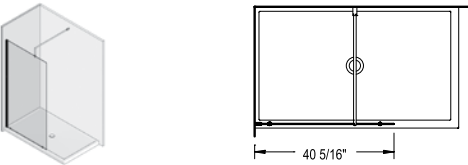
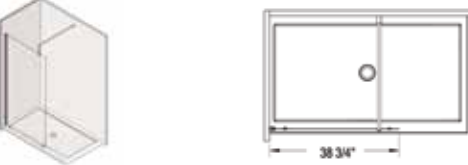

PETRA "V" SHOWER PANEL M

Fixed panel & return panel

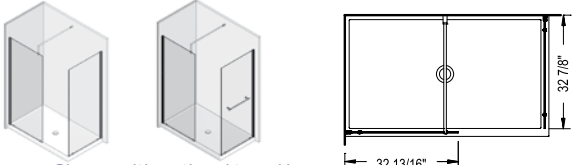
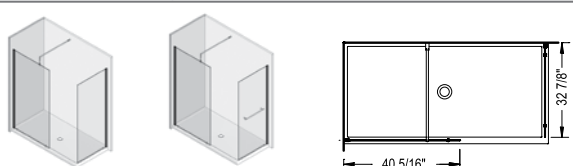


3/8" (10 mm) Tempered clear glass • 79" Height (86 3/16" to top of support bar)

SINGLE THRESHOLD

DIMENSION	MODEL	PRICE	FINISH	GLASS
	V56309/1-11-40 ① -79 V56309/1-25-40 _ -79	\$1,204 \$1,278	Chrome Brushed Nickel	CLEAR CLEAR
	V56310-11-40 ① -79 V56310-25-40 _ -79	\$1,260 \$1,329	Chrome Brushed Nickel	CLEAR CLEAR
	V56317-11-40 ① -79 V56317-25-40 _ -79	\$1,232 \$1,294	Chrome Brushed Nickel	CLEAR CLEAR
	V56318-11-40 ① -79 V56318-25-40 _ -79	\$1,323 \$1,384	Chrome Brushed Nickel	CLEAR CLEAR

2 SIDED

DIMENSION	MODEL	PRICE	FINISH	GLASS
 Shown with optional towel bar	V56312-11-40 ① - ③ -79 V56312-25-40 _ _ -79	\$1,974 \$2,049	Chrome Brushed Nickel	CLEAR CLEAR
 Shown with optional towel bar	V6310-11-40 ① - ③ -79 V6310-25-40 _ _ -79	\$2,057 \$2,129	Chrome Brushed Nickel	CLEAR CLEAR

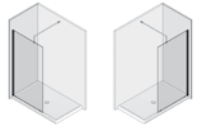
For suggested shower bases, visit www.fleurco.com

SOME MODELS ARE CUSTOMIZEABLE WITH THE "X" SUPPORT BAR AND A U-CHANNEL.

CONTACT CUSTOMER SERVICE FOR DETAILS

DOOR OPTIONS

Insert Code "L" or "R"



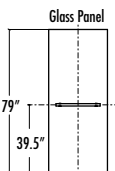
L R

Insert Code "H" (flat) or "Y" (round) to select OPTIONAL towel bar

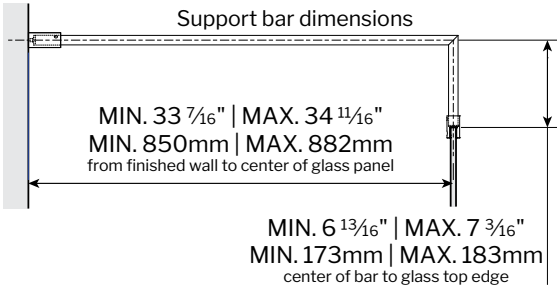
③ Towel bar installs onto a return panel

Available in two finishes:
Chrome - Surcharge \$365
Brushed Nickel- Surcharge \$331

Glass Panel



79" 39.5" Center



MODEL V56312-11-40L-79

PETRA "V" SHOWER PANEL

Fixed panel & return panel

European style walk-in shower panel

3/8" (10mm) clear tempered glass

Shower panel height: 79" (86 3/16" to top of the support bar)

Chrome & Brushed Nickel finishes

Custom sizes available



10
year limited
warranty

STATION PLUS M

Fixed panel

**Microtek®**
FLEURCO

Glass surface protection
INCLUDED
at no charge.

3/8" (10 mm) Tempered clear glass • 79" Height (80 ½" to top of support bar)

STATION PANEL 29

29 ¾" to 29 ⅞" W x 79" H (80 ½" to top of support bar)

MODEL	PRICE	FINISH	GLASS
VLS29-11-40-79	\$596	Chrome	CLEAR
VLS29-25-40-79	\$605	Brushed Nickel	CLEAR
VLS29-33-40-79	\$612	Matte Black	CLEAR

For suggested shower bases, visit www.fleurco.com

STATION PANEL 33

32 ¾" to 33 ¼" W x 79" H (80 ½" to top of support bar)

MODEL	PRICE	FINISH	GLASS
VLS33-11-40-79	\$633	Chrome	CLEAR
VLS33-25-40-79	\$639	Brushed Nickel	CLEAR
VLS33-33-40-79	\$646	Matte Black	CLEAR

For suggested shower bases, visit www.fleurco.com

STATION PANEL 39

38 ¾" to 39 ¼" W x 79" H (80 ½" to top of support bar)

MODEL	PRICE	FINISH	GLASS
VLS39-11-40-79	\$678	Chrome	CLEAR
VLS39-25-40-79	\$686	Brushed Nickel	CLEAR
VLS39-33-40-79	\$692	Matte Black	CLEAR

For suggested shower bases, visit www.fleurco.com

STATION PANEL 45

45 ¾" to 45 ⅞" W x 79" H (80 ½" to top of support bar)

MODEL	PRICE	FINISH	GLASS
VLS45-11-40-79	\$722	Chrome	CLEAR
VLS45-25-40-79	\$730	Brushed Nickel	CLEAR
VLS45-33-40-79	\$738	Matte Black	CLEAR







For suggested shower bases, visit www.fleurco.com

NEW

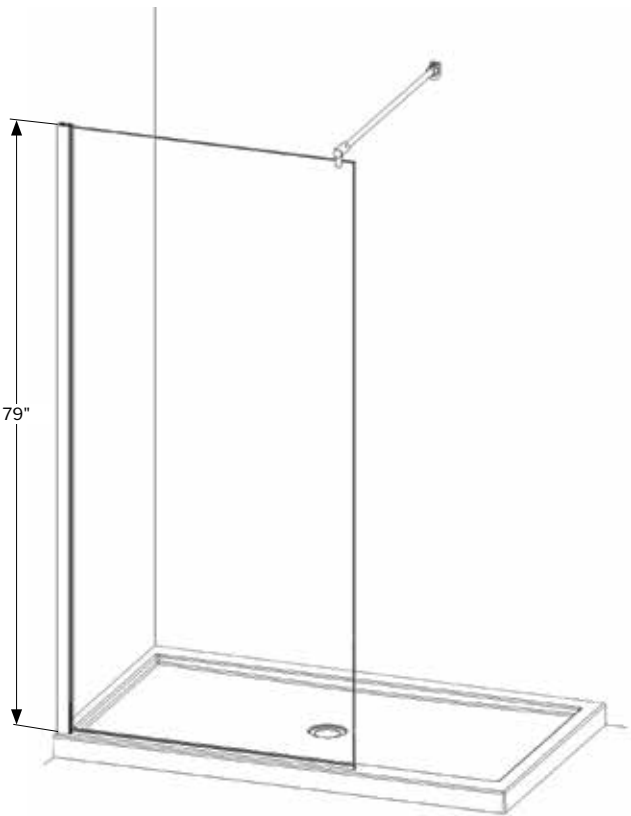
**Fibo** Wall Systems
by FLEURCO

For information see Fibo by Fleurco section

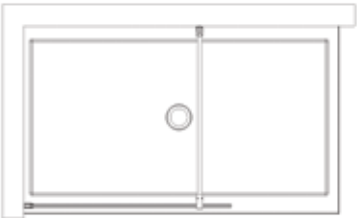
ALL DRAINS SOLD SEPARATELY

DRAIN <small>NO-CALK™ SHOWER BASE DRAIN*</small>		DRAINABS-11	ABS No-Calk 2" drain	\$45	Chrome	NEW
		DRAINABS-25	ABS No-Calk 2" drain	\$59	Brushed Nickel	
		DRAINABS-33	ABS No-Calk 2" drain	\$85	Matte Black	
		DRAINPVC-11	PVC No-Calk 2" drain	\$45	Chrome	NEW
		DRAINPVC-25	PVC No-Calk 2" drain	\$59	Brushed Nickel	
		DRAINPVC-33	PVC No-Calk 2" drain	\$65	Matte Black	

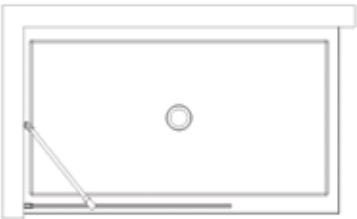
*Please check local codes to ensure appropriate drain specifications
For AU (Aurora) bases, please see specialty section in the base booklet



Support bar installation from back wall to fixed panel



Support bar installation from side wall to fixed panel



MODEL VLS39-11-40-79

STATION PLUS WALK-IN SHOWER

Fixed panel

- Fixed shower panel
- Left or right configuration
- PV support bar (maximum 33" from back wall)
- Dual installation of support bar
- 3/8" (10mm) clear tempered glass
- Shower panel height: 79" (80 ½" to top of support bar)
- Chrome, Brushed Nickel & Matte Black finishes

**Microtek®**
FLEURCO

Glass surface protection

10
year limited
warranty

STATION SHOWER PANEL M

Fixed panel

3/8" (10 mm) Tempered clear glass • 79" Height

**Microtek**
FLEURCO

Glass surface protection

INCLUDED
at no charge.

SHOWER PANEL 30

29 3/4" to 30 3/8" W x 79" H

MODEL	PRICE	FINISH	GLASS
VSXS30-11-40-79	\$558	Chrome	CLEAR
VSXS30-25-40-79	\$573	Brushed Nickel	CLEAR
VSXS30-33-40-79	\$586	Matte Black	CLEAR

For suggested shower bases, visit www.fleurco.com







SHOWER PANEL 34

33 3/4" to 34 3/8" W x 79" H

MODEL	PRICE	FINISH	GLASS
VSXS34-11-40-79	\$613	Chrome	CLEAR
VSXS34-25-40-79	\$627	Brushed Nickel	CLEAR
VSXS34-33-40-79	\$640	Matte Black	CLEAR

For suggested shower bases, visit www.fleurco.com

ALL DRAINS SOLD SEPARATELY

<div><div>DRAIN</div><div><small>NO-CALK™ SHOWER BASE DRAIN*</small></div></div>		DRAINABS-11	ABS No-Calk 2" drain	\$45	Chrome	<div>NEW</div>
		DRAINABS-25	ABS No-Calk 2" drain	\$59	Brushed Nickel	
		DRAINABS-33	ABS No-Calk 2" drain	\$85	Matte Black	
		DRAINPVC-11	PVC No-Calk 2" drain	\$45	Chrome	<div>NEW</div>
		DRAINPVC-25	PVC No-Calk 2" drain	\$59	Brushed Nickel	
		DRAINPVC-33	PVC No-Calk 2" drain	\$65	Matte Black	


*Please check local codes to ensure appropriate drain specifications
For AU (Aurora) bases, please see specialty section in the base booklet

NEW

Fibo

Wall Systems

by  FLEURCO



For information see Fibo by Fleurco section



MODEL VSXS30-11-40-79

STATION WALK-IN SHOWER PANEL

Fixed panel

Fixed shower panel
3/8" (10mm) clear tempered glass
Shower panel height: 79"
Chrome, Brushed Nickel & Matte Black finishes

**Microtek**
FLEURCO

Glass surface protection

10
year limited
warranty

SIENA SOLO SHOWER PANEL M

Pivot shower panel

1/4" (6 mm) Tempered clear glass • 75" Height

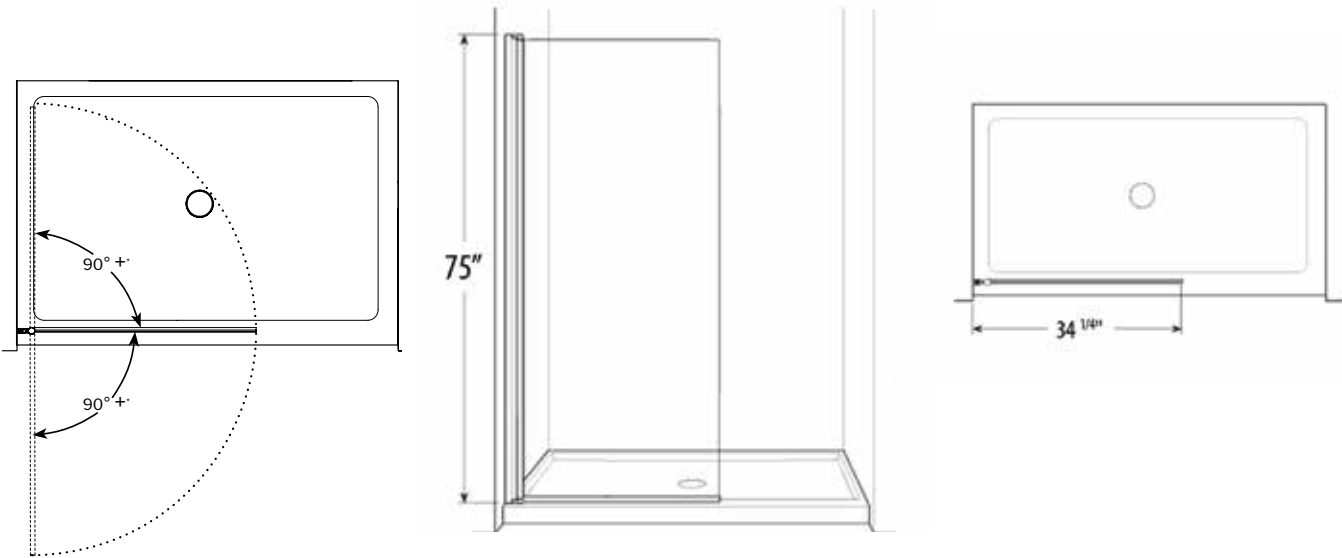
PIVOT SHOWER PANEL 34

Panel 34 1/4" W x 75" H

MODEL	PRICE	FINISH	GLASS
EST34-11-40	\$877	Chrome	CLEAR
EST34-25-40	\$905	Brushed Nickel	CLEAR
EST34-33-40	\$933	Matte Black	CLEAR

Fits any base 48" and larger.

For suggested shower bases, visit www.fleurco.com



*Panel can go past 90° but may come in contact with wall

ALL DRAINS SOLD SEPARATELY

DRAIN NO-CALK™ SHOWER BASE DRAIN*		DRAINABS-11	ABS No-Calk 2" drain	\$45	Chrome	NEW
		DRAINABS-25	ABS No-Calk 2" drain	\$59	Brushed Nickel	
		DRAINABS-33	ABS No-Calk 2" drain	\$85	Matte Black	
		DRAINPVC-11	PVC No-Calk 2" drain	\$45	Chrome	NEW
		DRAINPVC-25	PVC No-Calk 2" drain	\$59	Brushed Nickel	
		DRAINPVC-33	PVC No-Calk 2" drain	\$65	Matte Black	

*Please check local codes to ensure appropriate drain specifications
For AU (Aurora) bases, please see specialty section in the base booklet

NEW

For information see Fibo by Fleurco section



MODEL EST34-33-40

SIENA SOLO, WALK-IN SHOWER PANEL

Pivot shower panel

- Pivot glass shower panel
- 90° outward and 90° inward opening
- Reversible left or right side installation
- 1/4" (6mm) clear tempered glass
- Shower panel height: 75"
- Chrome, Brushed Nickel & Matte Black finishes











10
year limited
warranty

YOUR GLASS PROTECTED WITH MICROTEK®

- Resists staining from hard water deposits • Is easier to clean
- Does not support the growth of bacteria
- Eliminates the need for harsh and abrasive cleaning products
- Saves time and effort • Stays cleaner longer
- Creates a more hygienic environment

MAINTENANCE

A soft cloth is all you need to clean your protected glass. For best results, squeegee dry after each use. The only solution Fleurco recommends using is 1 part vinegar and 4 parts water.

 MICROTEK GLASS CLEANING						
Type of Cleaning	Step 1	Step 2	Step 3	Step 4	Step 5	Recommended Frequency
After Use	Spray down glass with hot water. 	Dry with squeegee. 	N/A	N/A	N/A	Immediately after showering.
Regular Maintenance	Water down the panels then clean with mild, non-abrasive soap on a soft sponge. 	Rinse off with clean water. 	Spray with a solution of 1 part vinegar + 4 parts water. 	Rinse off with clean water. 	Dry with squeegee. 	Weekly.

MICROTEK IS EXPECTED TO PERFORM FOR UP TO

10 YEARS

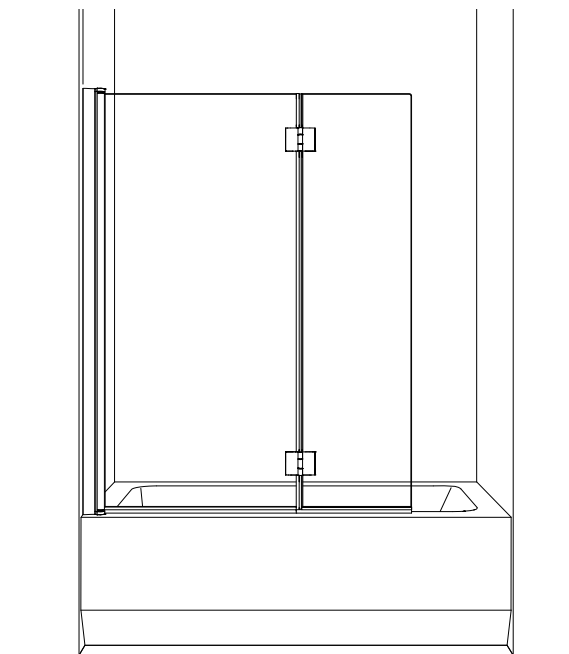
PRECAUTIONS

- Avoid using abrasive cleaners.
- Hydrofluoric and phosphoric acid can damage glass surface and should not be used.
- Do not use abrasive scouring powders or pads, highly acidic/alkaline cleaners, brushes, razor blades or other sharp objects which may scratch or harm the glass surface.

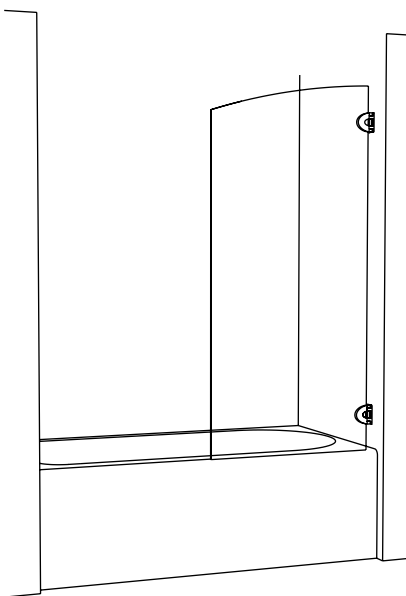
WARRANTY

Provided the glass is maintained according to published after-care instructions and without the use of abrasive cleaning methods or highly alkaline products, FLEURCO warrants that Microtek will work for up to ten (10) years from the date of application.

WALK-IN TUB SHIELDS



WALK-IN TUB PANELS



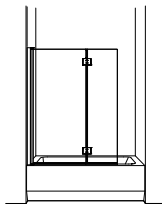
FLEURCO INC. **USA EAST** Tel: 856.778.0110 | Toll Free: 1.888.568.2121 | Fax: 1.888.854.1020

FLEURCO INC. **USA MIDWEST** Tel: 630.607.0847 | Toll Free: 1.888.263.3651 | Fax: 331.225.2549

FLEURCO INC. **USA WEST** Tel: 562.368.8800 | Toll Free: 1.877.413.2880 | Fax: 562.368.8812

FLEURCO INC. **CANADA** Tel: 1.514.326.2222 | Toll Free: 1.800.993.0033 | Fax: 1.514.326.2008 | www.fleurco.com

WALK-IN TUB SHIELDS



MONACO SQUARE TOP4-5
Pivot tub shield with fixed panel
Sizes: 24" fixed panel with 15" moveable panel
SELECT 24" fixed panel with 15" moveable panel

M

C



MONACO ROUND TOP6-7
Pivot tub shield with fixed panel
Sizes: 24" fixed panel with 15" moveable panel
SELECT 24" fixed panel with 15" moveable panel

M

C



SIENA DUO8-9
Bi-fold pivot tub shield
Sizes: 27" fixed panel with 15" moveable panel

M

C



SIENA10-11
Pivot tub shield with fixed panel
Sizes: 25" fixed panel with 15" moveable panel

M

C

M Glass surface protection



See information page at the end of the section

Available finishes

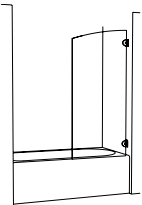
- Chrome
- Brushed Nickel
- Matte Black

Glass type

C

 Clear

WALK-IN TUB PANELS



COMING
SPRING
2021



VECTRA12-13
Fixed tub panel
Size: 33

M

SEKUR*

C



LATITUDE14-15
Fixed tub panel
Sizes: 28, 32

M

SEKUR*

C



SOLO16-17
Pivot tub panel
Size: 29
SELECT 29

M

C



STATION18-19
Fixed tub panel
Sizes: 30, 34

M

C



SIENA SOLO20-21
Pivot tub panel
Size: 34

M

C

M Glass surface protection



See information pages at the end of the section

SEKUR* Safety protection
(S.R.T.)



Available finishes

- Chrome
- Brushed Nickel
- Matte Black

Glass type

C

 Clear

MONACO SQUARE TOP TUB SHIELD

M



Glass surface protection

Microtek®

FLEURCO

INCLUDED
at no charge.

Pivot tub shield with fixed panel

3/8" (10 mm) Tempered clear glass • 58" Height (59 ½" to top of "X" support bar)

SELECT MONACO SQUARE SUPPORT BAR SYSTEM WITH RECTANGULAR (M) HINGES
58" H (59 ½" to top of support bar)

MODEL	PRICE	FINISH	GLASS
VMSXT24-11-40	\$1,101	Chrome	CLEAR
VMSXT24-25-40	\$1,132	Brushed Nickel	CLEAR
VMSXT24-33-40	\$1,148	Matte Black	CLEAR

This unit is universal, left and right.

MONACO SQUARE "X" SUPPORT BAR SYSTEM
58" H (59 ½" to top of support bar)

MODEL	PRICE	FINISH	GLASS
VWXSH24-11-40 ① - ②	\$2,011	Chrome	CLEAR
VWXSH24-25-40 _ - _	\$2,235	Brushed Nickel	CLEAR

MONACO SQUARE "G" GLASS SHELF SUPPORT*
58" H

MODEL	PRICE	FINISH	GLASS
VWGSH24-11-40 ① - ②	\$2,011	Chrome	CLEAR
VWGSH24-25-40 _ - _	\$2,235	Brushed Nickel	CLEAR

*Glass Shelves are available in 3/8" (10 mm) Clear Glass only.

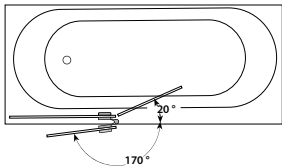
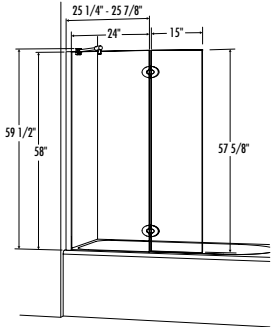
See page 18 for return panel option.

SELECT

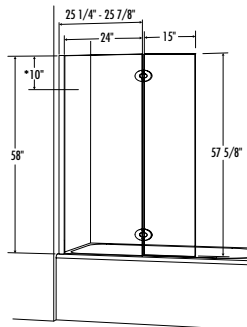


NO OPTIONS

VWXSH24
Support Bar System



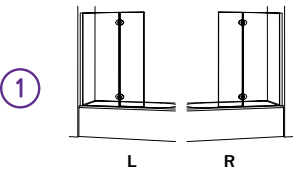
VWGSH24
Glass Shelf Support



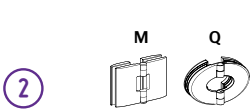
* Position of shelf from top of glass panel

DOOR OPTIONS

Insert Code "L" or "R"



Insert Code "M" or "Q"



NEW



For information see Fibo by Fleurco section

US | 2021



Support Bar System - "X"



Glass Shelf Support - "G"



MODEL VWGSH24-11-40L-M

MONACO SQUARE TOP

Walk-in pivot tub shield with fixed panel

- Square top shield with fixed panel
- 170° outward and 20° inward opening
- Reversible left or right side installation
- 2 glass-to-glass hinge choices (excluding **SELECT**)
- 3/8" (10mm) clear tempered glass
- Tub shield height: 58" (59 ½" to top of support bar)
- Chrome, Brushed Nickel & Matte Black (**SELECT** model only) finishes



Microtek®

FLEURCO

Glass surface protection

10
year limited
warranty

MONACO ROUND TOP TUB SHIELD

M

**Microtek®**
FLEURCO

Glass surface protection
INCLUDED
at no charge.

Pivot tub shield with fixed panel

3/8" (10 mm) Tempered clear glass • 58" Height (59 ½" to top of "X" support bar)
1/4" (6 mm) Tempered clear glass • 58" Height (59 ½" to top of "X" support bar)

SELECT MONACO ROUND
SUPPORT BAR SYSTEM WITH OVAL (Q) HINGES
58" H (59 ½" to top of support bar)

MODEL	PRICE	FINISH	GLASS
3/8" (10 mm) clear tempered glass			
VQRXT24-11-40	\$1,101	Chrome	CLEAR
VQRXT24-25-40	\$1,132	Brushed Nickel	CLEAR
VQRXT24-33-40	\$1,148	Matte Black	CLEAR

This unit is universal, left and right.

MONACO ROUND "X" SUPPORT BAR SYSTEM
58" H (59 ½" to top of support bar)

MODEL	PRICE	FINISH	GLASS
3/8" (10 mm) clear tempered glass			
VXSH24-11-40 ① - ②	\$2,011	Chrome	CLEAR
VXSH24-25-40 _ - _	\$2,235	Brushed Nickel	CLEAR

MONACO ROUND "X" SUPPORT BAR SYSTEM
58" H (59 ½" to top of support bar)

MODEL	PRICE	FINISH	GLASS
1/4" (6 mm) clear tempered glass			
VSH24-11-40 ① - ②	\$1,446	Chrome	CLEAR
VSH24-25-40 _ - _	\$1,672	Brushed Nickel	CLEAR

The above models are only available with the support bar system

MONACO ROUND "G" GLASS SHELF SUPPORT*
58" H

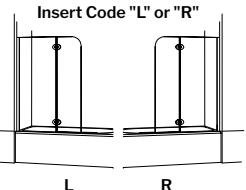
MODEL	PRICE	FINISH	GLASS
3/8" (10 mm) clear tempered glass			
VGSH24-11-40 ① - ②	\$2,011	Chrome	CLEAR
VGSH24-25-40 _ - _	\$2,235	Brushed Nickel	CLEAR

*Glass Shelves are available in 3/8" (10 mm) Clear Glass only.

See page 18 for return panel option.

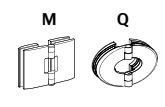
DOOR OPTIONS

Insert Code "L" or "R"



① L R

Insert Code "M" or "Q"



② M Q

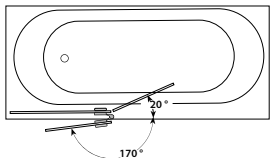
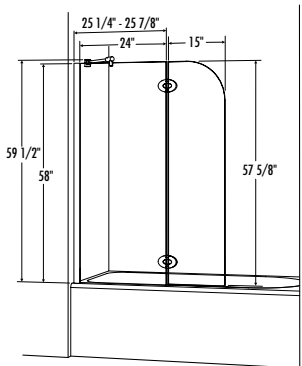
SELECT



NO OPTIONS

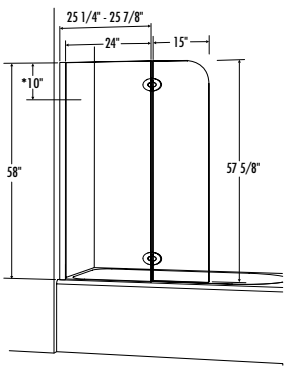
VXSH24

Support Bar System



VGSH24

Glass Shelf Support



* Position of shelf from top of glass panel

NEW

**Fibo** Wall Systems
by **FLEURCO**
For information see Fibo by Fleurco section



Support Bar System - "X"



Glass Shelf Support - "G"

MODEL VQRXT24-11-40

MONACO ROUND TOP

Walk-in pivot tub shield with fixed panel

- Round top shield with fixed panel
- 170° outward and 20° inward opening
- Reversible left or right side installation
- 2 glass-to-glass hinge choices (excluding **SELECT**)
- 3/8" (10mm) clear tempered glass
- 1/4" (6mm) clear tempered glass (excluding **SELECT**)
- Tub shield height: 58" (59 ½" to top of support bar)
- Chrome, Brushed Nickel & Matte Black (**SELECT** model only) finishes

**Microtek®**
FLEURCO

Glass surface protection

10
year limited
warranty

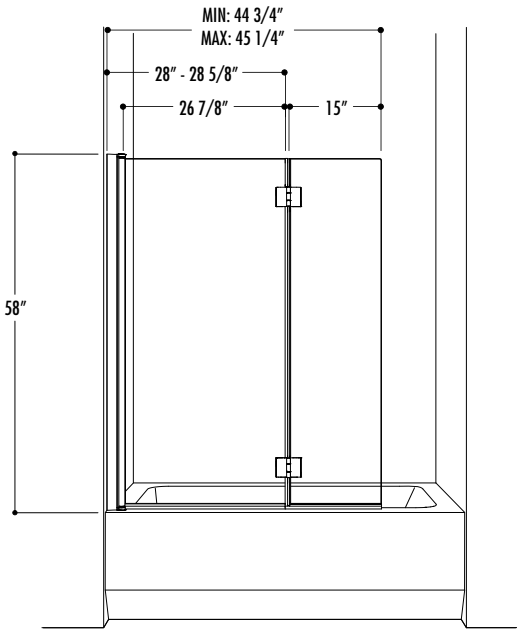
SIENA DUO TUB SHIELD M

Bi-fold pivot tub shield

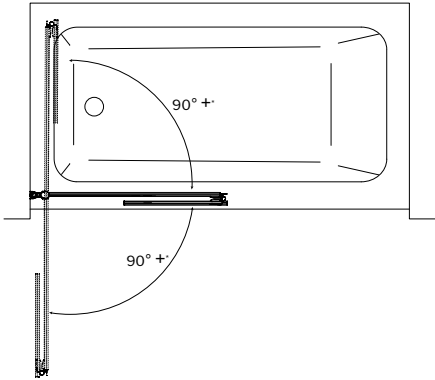
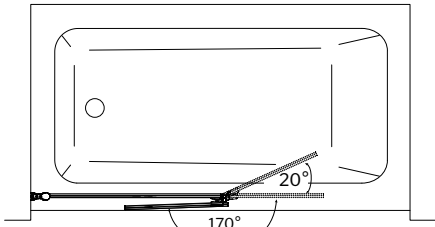
1/4" (6 mm) Tempered clear glass • 58" Height

TUB SHIELD
Moving Panel 26 7/8" W • Small Shield 15" W x 58" H

MODEL	PRICE	FINISH	GLASS
ESHB26-11-40	\$1,062	Chrome	CLEAR
ESHB26-25-40	\$1,091	Brushed Nickel	CLEAR
ESHB26-33-40	\$1,125	Matte Black	CLEAR



Fully opened unit



*Panel can go past 90° but may come in contact with wall



NEW

For information see Fibo by Fleurco section



MODEL ESHB26-11-40

SIENA DUO, WALK-IN TUB SHIELD

Bi-fold pivot tub shield

- Bi-fold glass panels allowing full access to faucet and tub
- European water deflection system
- 90° outward and 90° inward opening for large panel
- 170° outward and 20° inward opening for small shield
- Reversible left or right side installation
- 1/4" (6mm) clear tempered glass
- Tub shield height: 58"
- Chrome, Brushed Nickel & Matte Black finishes



10
year limited
warranty

SIENA TUB SHIELD M

Pivot tub shield with fixed panel

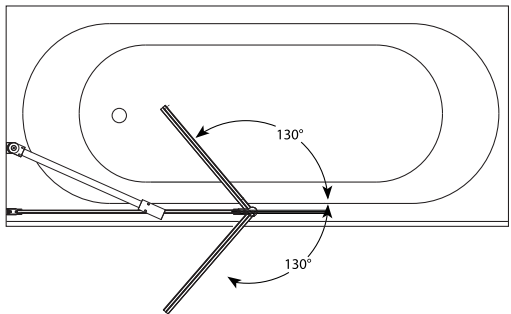
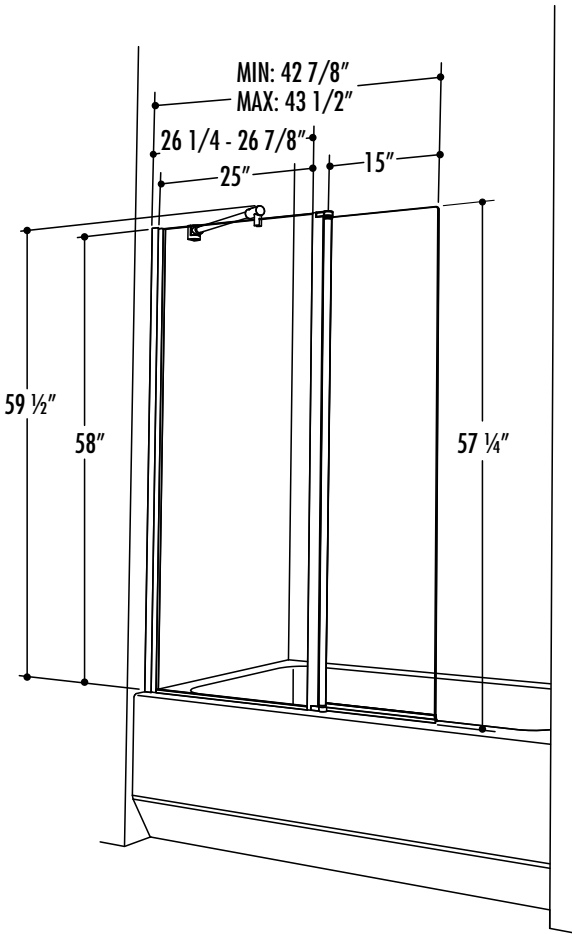


1/4" (6 mm) Tempered clear glass • 58" Height (59 1/2" to top of support bar)

TUB SHIELD

Large Panel 25" W, Moving Shield 15" W x 58" H (59 1/2" to top of support bar)

MODEL	PRICE	FINISH	GLASS
ESH24-11-40	\$877	Chrome	CLEAR
ESH24-25-40	\$905	Brushed Nickel	CLEAR
ESH24-33-40	\$933	Matte Black	CLEAR



NEW

For information see Fibo by Fleurco section



MODEL ESH24-11-40

SIENA WALK-IN TUB SHIELD

Pivot tub shield with fixed panel

- European water deflection system
- 130° outward and 130° inward opening
- Reversible left or right side installation
- 1/4" (6mm) clear tempered glass
- Tub shield height: 58" (59 1/2" to top of support bar)
- Chrome, Brushed Nickel & Matte Black finishes



10
year limited
warranty

VECTRA TUB PANEL M

Fixed panel

COMING
SPRING
2021

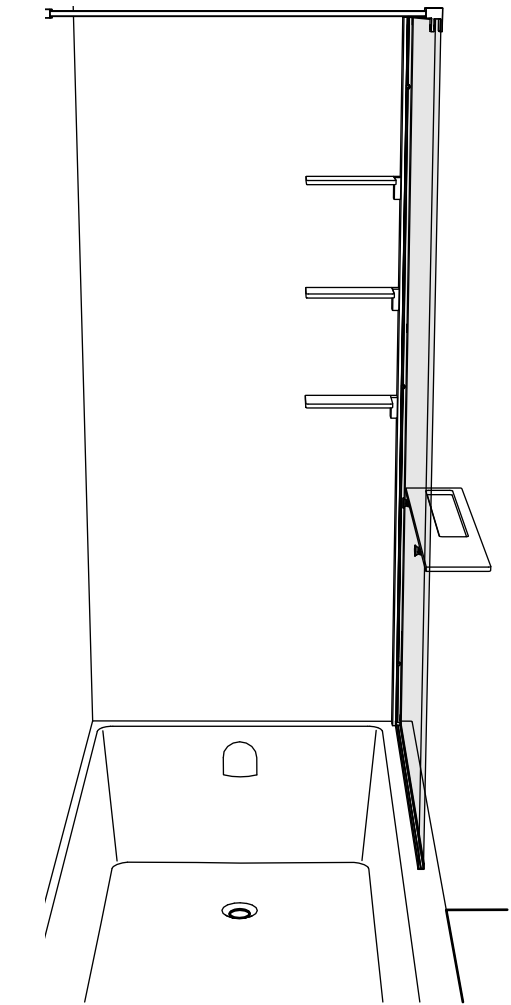
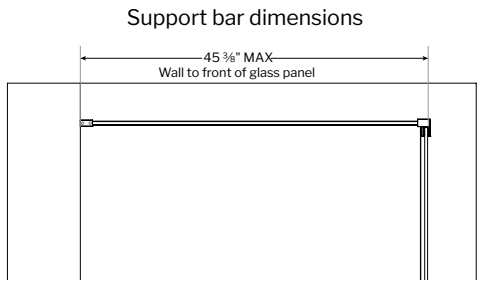
Glass surface protection
Microtek® INCLUDED
at no charge.

FLEURCO®SEKUR®
SAFETY PROTECTION (S.R.T.)

TUB PANEL 33

33" W x 66" H (67" to top of support bar)

MODEL	PRICE	FINISH	GLASS
VRT33-33-40 ①	\$1,500	Matte Black	CLEAR



DOOR OPTIONS

Insert Code "L" or "R"

①

L R

NEW

Fibo Wall Systems
by FLEURCO

For information see Fibo by Fleurco section



MODEL VTRT33-33-40R

VECTRA WALK-IN TUB PANEL

Fixed tub panel with accessories

COMING
SPRING
2021

FLEURCO®SEKUR®
SAFETY PROTECTION (S.R.T.)*

*5 year limited warranty

Microtek®
FLEURCO
Glass surface protection

- 3 metal shelves integrated to the wall jamb
- Towel bar and tray integrated in a single accessory
- 3/8" (10mm) clear tempered glass
- Tub panel height: 66" (67" to top of support bar)
- Matte Black finish

10
year limited
warranty

LATITUDE TUB PANEL M

Fixed tub panel

5/16" (8 mm) Tempered clear glass
66" Height (66 ¾" to top of support bar)

TUB PANEL 28

28 ½" W x 66" H (66 ¾" to top of support bar)

MODEL	PRICE	FINISH	GLASS
LAVT28-33-43	\$584	Matte Black	CLEAR

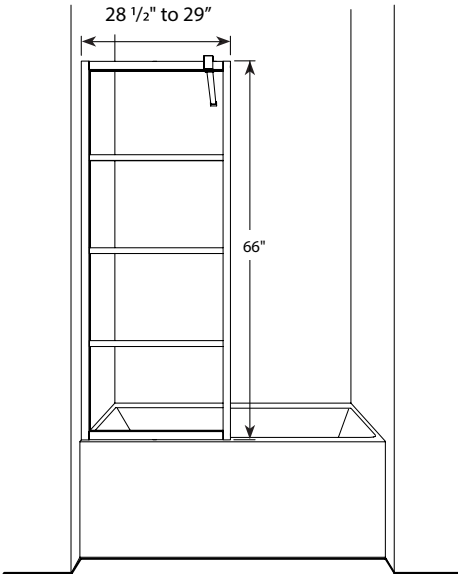
TUB PANEL 32

32 ½" W x 66" H (66 ¾" to top of support bar)

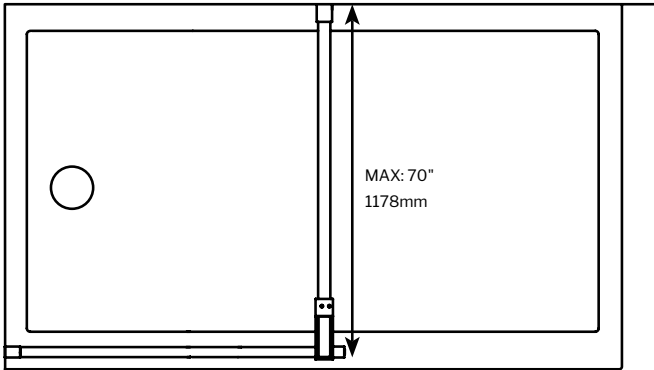
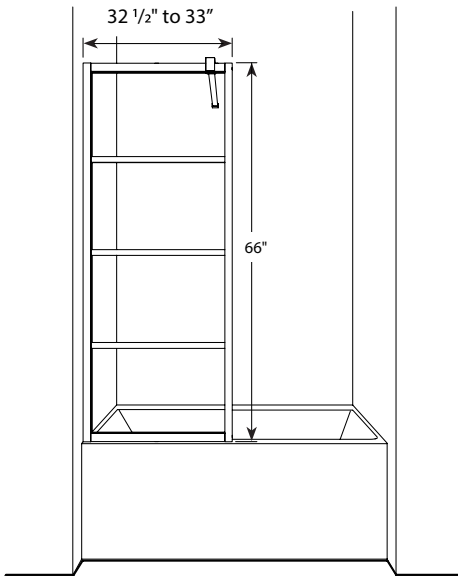
MODEL	PRICE	FINISH	GLASS
LAVT32-33-43	\$617	Matte Black	CLEAR




LAVT28



LAVT32



NEW



MODEL LAVT32-33-43

LATITUDE WALK-IN TUB PANEL

Fixed tub panel

Silk screen design - high style, low maintenance
5/16" (8mm) clear tempered glass
Tub panel height: 66" (66 ¾" to top of support bar)
Matte Black finish



*5 year limited warranty



10
year limited
warranty

SOLO TUB PANEL M

Pivot tub panel



3/8" (10 mm) Tempered clear glass • 63" Height
1/4" (6 mm) Tempered clear glass • 63" Height

SELECT SOLO ROUND TOP
WITH OVAL (Q) HINGES
29" W x 63" H

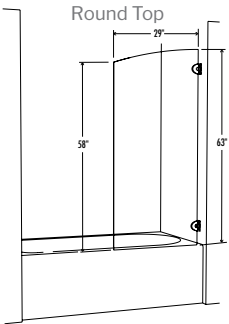
MODEL	PRICE	FINISH	GLASS
3/8" (10 mm) clear tempered glass			
VQRXT029-11-40	\$554	Chrome	CLEAR
VQRXT029-25-40	\$573	Brushed Nickel	CLEAR
VQRXT029-33-40	\$582	Matte Black	CLEAR

This unit is universal, left and right.

SELECT



NO OPTIONS



SELECT SOLO SQUARE TOP
WITH RECTANGULAR (M) HINGES
29" W x 63" H

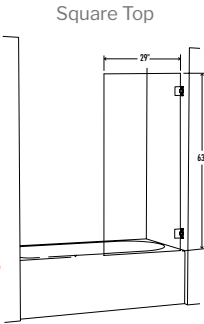
MODEL	PRICE	FINISH	GLASS
3/8" (10 mm) clear tempered glass			
VMSXT029-11-40	\$554	Chrome	CLEAR
VMSXT029-25-40	\$573	Brushed Nickel	CLEAR
VMSXT029-33-40	\$582	Matte Black	CLEAR

This unit is universal, left and right.

SELECT



NO OPTIONS

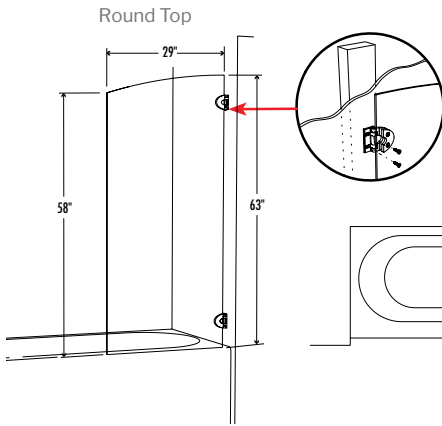


SOLO ROUND TOP
29" W x 63" H

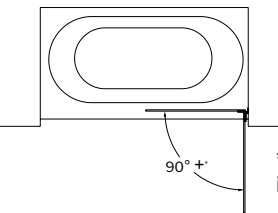
MODEL	PRICE	FINISH	GLASS
3/8" (10 mm) clear tempered glass			
VXT029-11-40 ① - ②	\$1,364	Chrome	CLEAR
VXT029-25-40 _ - _	\$1,466	Brushed Nickel	CLEAR

SOLO ROUND TOP
29" W x 63" H

MODEL	PRICE	FINISH	GLASS
1/4" (6 mm) clear tempered glass			
VT029-11-40 ① - ②	\$1,112	Chrome	CLEAR
VT029-25-40 _ - _	\$1,217	Brushed Nickel	CLEAR

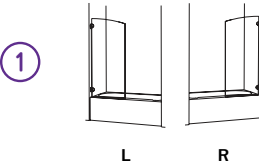


IMPORTANT
Wall-mounted hinges must be supported and fastened into a stud framing.

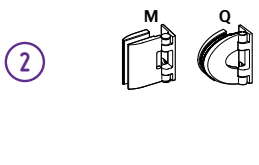


DOOR OPTIONS

Insert Code "L" or "R"



Insert Code "M" or "Q"



NEW



MODEL VQRXT029-11-40

SOLO WALK-IN TUB PANEL
Pivot tub panel

- 90° outward opening
- Reversible left or right side installation
- 2 wall-mount hinge choices (excluding SELECT)
- 3/8" (10mm) clear tempered glass
- 1/4" (6mm) clear tempered glass (excluding SELECT)
- Tub panel height: 63"
- Chrome, Brushed Nickel & Matte Black (SELECT model only) finishes



10
year limited
warranty

STATION FIXED TUB PANEL M

Fixed tub panel

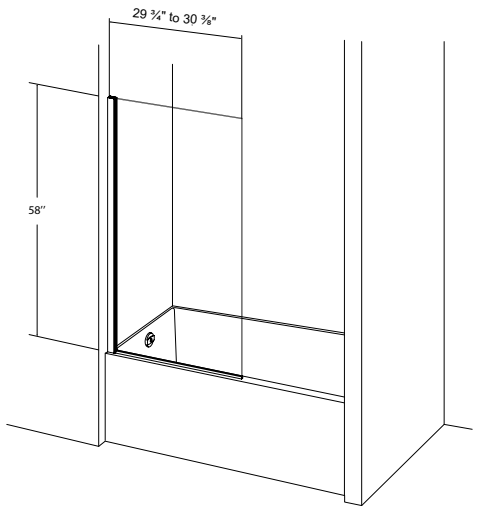
3/8" (10 mm) Tempered clear glass • 58" Height

TUB PANEL 30

29 3/4" to 30 3/8" x 58" H

MODEL	PRICE	FINISH	GLASS
VSXT30-11-40	\$413	Chrome	CLEAR
VSXT30-25-40	\$428	Brushed Nickel	CLEAR
VSXT30-33-40	\$432	Matte Black	CLEAR

This unit is universal, left and right.
Can also be used as a return panel.



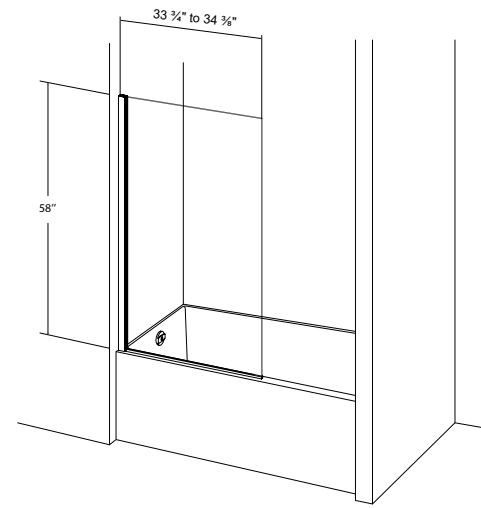
VSXT30

TUB PANEL 34

33 3/4" to 34 3/8" x 58" H

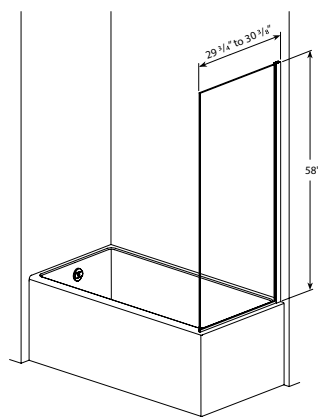
MODEL	PRICE	FINISH	GLASS
VSXT34-11-40	\$452	Chrome	CLEAR
VSXT34-25-40	\$474	Brushed Nickel	CLEAR
VSXT34-33-40	\$482	Matte Black	CLEAR

This unit is universal, left and right.
Can also be used as a return panel.

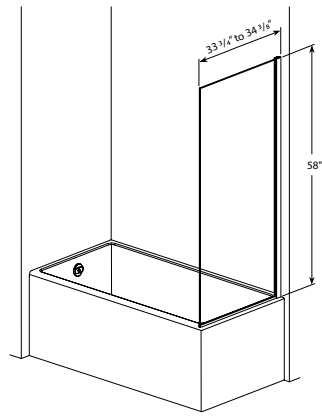


VSXT34

Can also be used as a return panel.



VSXT30



VSXT34

NEW

Fibo Wall Systems

by FLEURCO

For information see Fibo by Fleurco section

Glass surface protection

Microtek
FLEURCO

INCLUDED
at no charge.



MODEL VSXT30-11-40

STATION WALK-IN TUB PANEL

Fixed tub panel

- Fixed tub panel
- Reversible left or right side installation
- 3/8" (10mm) clear tempered glass
- Tub panel height: 58"
- Chrome, Brushed Nickel & Matte Black finishes

Microtek
FLEURCO

Glass surface protection

10
year limited
warranty

SIENA SOLO TUB PANEL M

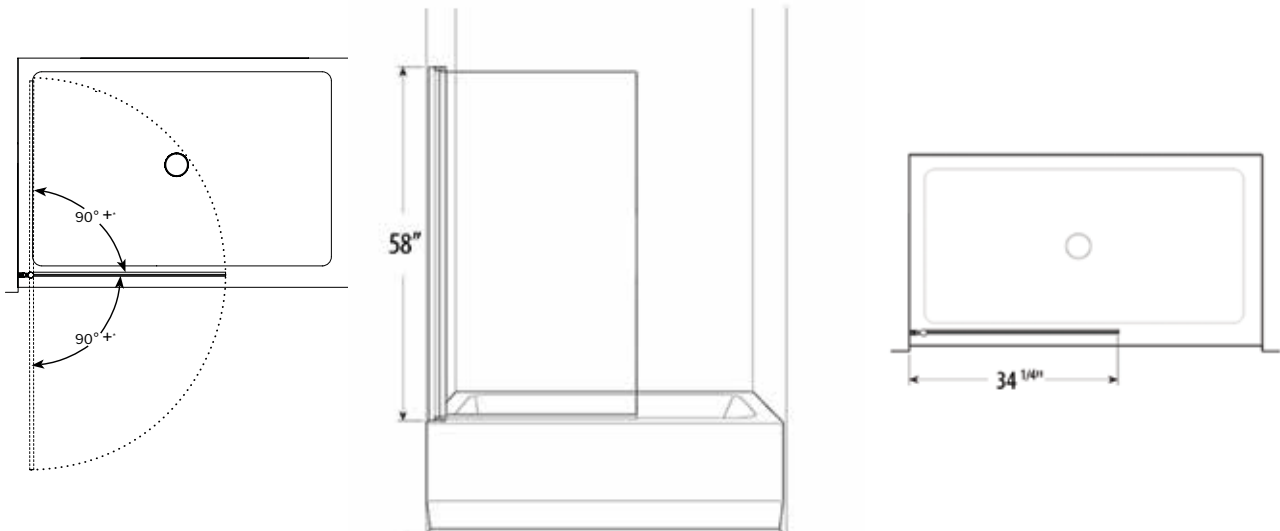
Pivot tub panel

1/4" (6 mm) Tempered clear glass • 58" Height

PIVOT TUB PANEL 34

Panel 34 1/4" W x 58" H

MODEL	PRICE	FINISH	GLASS
ESB34-11-40	\$794	Chrome	CLEAR
ESB34-25-40	\$820	Brushed Nickel	CLEAR
ESB34-33-40	\$844	Matte Black	CLEAR



*Panel can go past 90° but may come in contact with wall

NEW



For information see Fibo by Fleurco section



MODEL ESB34-33-40

SIENA SOLO, WALK-IN TUB PANEL

Pivot tub panel

- Pivot glass panel
- 90° outward and 90° inward opening
- Reversible left or right side installation
- 1/4" (6mm) clear tempered glass
- Tub panel height: 58"
- Chrome, Brushed Nickel & Matte Black finishes











10
year limited
warranty

YOUR GLASS PROTECTED WITH MICROTEK®

- Resists staining from hard water deposits • Is easier to clean
- Does not support the growth of bacteria
- Eliminates the need for harsh and abrasive cleaning products
- Saves time and effort • Stays cleaner longer
- Creates a more hygienic environment

MAINTENANCE

A soft cloth is all you need to clean your protected glass. For best results, squeegee dry after each use. The only solution Fleurco recommends using is 1 part vinegar and 4 parts water.

<div>MICROTEK GLASS CLEANING</div>						
Type of Cleaning	Step 1	Step 2	Step 3	Step 4	Step 5	Recommended Frequency
After Use	Spray down glass with hot water. 	Dry with squeegee. 	N/A	N/A	N/A	Immediately after showering.
Regular Maintenance	Water down the panels then clean with mild, non-abrasive soap on a soft sponge. 	Rinse off with clean water. 	Spray with a solution of 1 part vinegar + 4 parts water. 	Rinse off with clean water. 	Dry with squeegee. 	Weekly.

MICROTEK IS EXPECTED TO PERFORM FOR UP TO

10 YEARS

PRECAUTIONS

- Avoid using abrasive cleaners.
- Hydrofluoric and phosphoric acid can damage glass surface and should not be used.
- Do not use abrasive scouring powders or pads, highly acidic/alkaline cleaners, brushers, razor blades or other sharp objects which may scratch or harm the glass surface.

WARRANTY

Provided the glass is maintained according to published after-care instructions and without the use of abrasive cleaning methods or highly alkaline products, FLEURCO warrants that Microtek will work for up to ten (10) years from the date of application.

WHAT IS FLEURCOSEKUR⁺ SAFETY PROTECTION (S.R.T.)?

FLEURCOSEKUR⁺ SAFETY PROTECTION (S.R.T.) is a transparent film bonded directly onto the glass panel by means of an adhesive to improve safety by retaining the pieces together in the event of glass breakage.

WHAT ARE THE BENEFITS OF FLEURCOSEKUR⁺ SAFETY PROTECTION (S.R.T.)?

FLEURCOSEKUR⁺ SAFETY PROTECTION (S.R.T.) film provides an added layer of security for you and your family. In the event of an accident, FLEURCOSEKUR⁺ SAFETY PROTECTION (S.R.T.) prevents the tempered glass door from shattering into thousands of pieces which could cause damage.

HOW IS FLEURCOSEKUR⁺ SAFETY PROTECTION (S.R.T.) APPLIED?

Application is performed by a specialized machine.

The film is always installed on the exterior side of the panels as to not affect the Microtek® coating on the interior.

HOW DURABLE IS FLEURCOSEKUR⁺ SAFETY PROTECTION (S.R.T.)?

FLEURCOSEKUR⁺ SAFETY PROTECTION (S.R.T.) is very durable. It has been tested for long-term usage against chemicals and abrasives and meets the required standards.

HOW DO I CLEAN GLASS TREATED WITH FLEURCOSEKUR⁺ SAFETY PROTECTION (S.R.T.)?

There is no special requirement for cleaning a FLEURCOSEKUR⁺ SAFETY PROTECTION (S.R.T.) treated shower door. Cleaning with a damp cloth using a mixture of vinegar/mild soap with water is recommended.



