



## Bed Bug Preparation



1  
Remove ALL bed Linen from beds; wash and store them in pastic bags until after treatment. Remove mattress and box spring from bed frame.



2  
Remove drawers from dressers and bureaus. Do not wash clothing and fabric unless asked by a technician.



3  
All couches, chairs and ottomans must be moved away from walls. AT LEAST 6 INCHES, and completely accessible without anything in the way.\*\*




4  
Empty ALL closet floors and shelves. Any hanging clothing can stay in the closet.




5  
Vacuum all carpet and furniture before pest control comes. Vacuum all carpet and furniture again the day after treatment.




6  
Remove all posters, pictures, and wall hangings before service.



7  
Cover fish tanks and turn off air pump before the treatment, then turn the air pump back on after the treatment. Fish tanks may stay in unit during treatment.



8  
More preparation may be required as needed.



9  
**All residents and pets must leave the apartment for at least**

**FOUR (4) HOURS.**

