

Area Demographics

KEY FACTS

9,965,925

Population



2.9

Average Household Size


36.6

Median Age

\$81,362

Median Household Income

OWNERS / RENTERS



1,600,917


2023 Owner Occupied Housing Units (Esri)



1,852,316

2023 Renter Occupied Housing Units (Esri)

BUSINESS



472,831

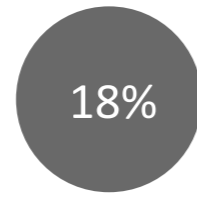
Total Businesses



4,399,447

Total Employees

EDUCATION



No High School Diploma



22%
High School Graduate

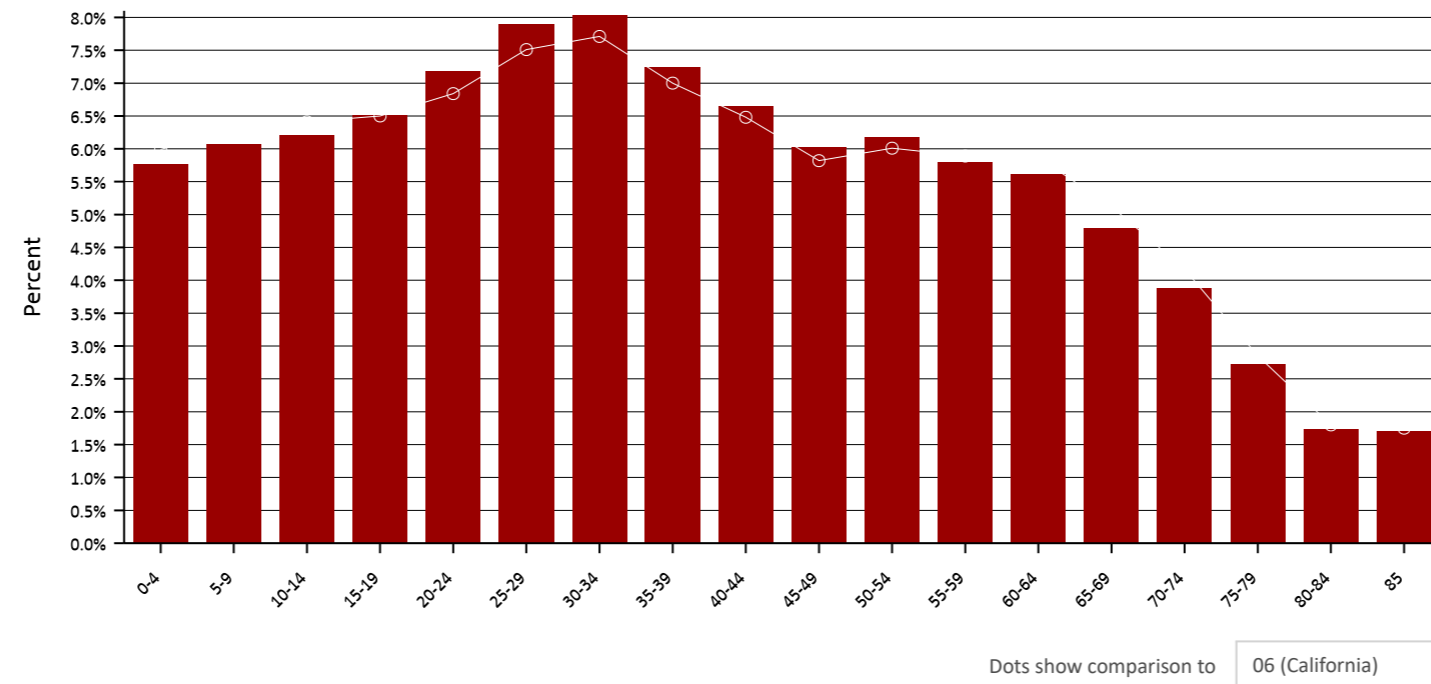


24%
Some College



37%
Bachelor's/Grad/Prof Degree

Age Profile



ANNUAL HOUSEHOLD SPENDING



\$2,589

Apparel & Services



\$314

Computers & Hardware



\$4,298

Eating Out



\$7,798

Groceries



\$7,270

Health Care

INCOME




\$81,362

Median Household Income



\$41,719

Per Capita Income



\$92,751

Median Net Worth

HOUSING STATS



\$792,145

Median Home Value



\$13,898

Average Spent on Mortgage & Basics



\$1,515

Median Contract Rent

PETS



32%

Household Owns a Dog



17%

Household Owns a Cat



5%

Household Has Pet Insurance