

Gerrana
HANDMADE in CHINA

Gui mao

癸卯

贝斯DI盒

使用手册

BASS DI BOX

Owner's Manual

感谢您选购 Gerrana 系列效果器。Gerrana 是一家致力于创新的电声科技公司。为您提供音色一流、方便易用、经久耐用的效果器产品是我们一贯坚持的目标。

Thanks for choosing Gerrana pedal. We take pains to be innovative. The circuits have been refined by many years of experience by the engineer to make our products sound "state of the art"!

The components used were chosen for professional applications so you can expect years of service free durable performance from your Gerrana pedals. We are faithful to making you the most dependable pedals.

品牌故事/About us:

老G的品牌，靠的不是宣传，是口碑。Gerrana 品牌始于 2005 年，是中国最早的手工效果器品牌之一。效果器制作者老G是高校电学专业教授，从小热爱音乐。虽然最初制作单块效果器是自娱自乐，但老G单块优异的品质让他的名字在电吉他领域不胫而走。之后老G以 Bowlinger 品牌给众多音乐爱好者们提供物美价廉的单块效果器。十多年来，老G一直不断打磨和改进现有效果器，并继续研发新的效果器。

2017 年品牌正式更名为 Gerrana。由公司名称“抚顺莱尔电声科技有限公司”的音头，加上 Nirvana 的后部结合而来，有开创音色的寓意。标志着老G效果器品牌一个新的时代开始。

For the past ten years, we have earned our reputation by word of mouth rather than by any

marketing strategies. We started from 2005 and we were among the earliest in building guitar pedals in China. The brain behind our team is our engineer Mr. G, who is a full-time university

products and develop new products:

In 2017, we shifted our brand name to Gervana, which was inspired by the famous band Nirvana. This very name will always be reminding us that we are INNOVATIVE.

产品特性/Features:

琴匣是贝斯手的瑞士军刀,它是将DI盒、过载、均衡三大功能结合在一起的单块。内部增压电路满足了贝斯更大的动态范围的需求。同时还提供外接播放器输入接口及耳机接口,使它也成为了一个

家用和舞台后台练琴的利器。

Gvi Mao is the Swiss Army knife for bass player. It combines DI Box, Overdrive pedal and Equalizer into one compact unit, making it a useful and must-have tool on the stages and the studios. The internal voltage boost circuit caters the gigantic dynamic range of the bass. We also offer you an Aux In jack and an Earphone jack for the convenience of practicing at home or at the back stage.

DI 盒: DI 功能将非平衡信号转换为平衡信号。非平衡信号不适合长距离传输——易受干扰,对线材要求高,距离越长信号传输的效果越糟糕。而平衡信号对于长距离传输有着绝对的优势,甚至上百米的线都能保证音色的干净和饱满,对线材的要求也要低得多,这在舞台应用中非常重要。贝斯的连接线使用的都是非平衡线,所以DI盒被认为是现场演出必备的工具。

The DI function converts unbalanced output signal into balanced signal. Unbalanced signal is no good for long-distance transfer for it is vulnerable to the radio frequency interference and can suffer from tone loss. The longer the cable, the worse the problem. On the other hand,

balanced signal can run hundreds of feet and stay clean and relies less on the quality of the cable. This is very important on the stage application. Since bass cables are unbalanced, DI Box is considered to be a must-have tool on the stage.


过载: 为贝斯量身定做的过载电路,可广泛应用于多种音乐风格。我们提供了 Blend 钮让您可以自由调整过载和清音的混合比例。这个功能可以让您在获得饱满的失真音色的同时加入清音清晰的音头。

Overdrive is specifically designed for bass, which is very versatile. We offer the Blend knob to mix the ratio of overdrive tone and clean tone. This is very convenient when you want to add attack to your overdrive tone.

均衡: 琴匣提供了为贝斯量身定制的四段均衡,让您在塑造个性声音上享有充分的自由。Equalizer is carefully designed for the spectrum of bass. The four bands EQ give you the freedom to shape your own signature tone.

操作说明 / operation instructions:

失真/清音混合比 低频 中低频 中频 高频 失真临场度



音色风格说明/About the Classic and Center switch:

1. Classic: 经典的中频突出的音色。

Classic tone with a mid-bump.

2. Center: 现代的中频凹陷的音色。

Modern tone with scooped mid.

过载通道说明/About the Drive mode:

1. Presence (临场度) 仅作用于过载通道, 您可以根据需要自由选择调节出靠前和靠后的音色。

Presence is only for the drive mode. Use this knob to bring your tone backward or forward.

2. Gain (增益值) 在12点前后有着不同的功能——12点后是对增益的控制, 按顺时针由小到大; 12前是对清音的控制, 按逆时针由小到大, 8点钟左右达到最大值, 这样您就相当于拥有了第二个清音通道。

Gain works differently before or after the mid position - it controls the gain clockwise after 12 o'clock while it controls the clean volume counterclockwise before the 12 o'clock. Clean

volume gets to its maximum at about 8 o'clock.

两个脚踏开关说明:

我们使用了红色和蓝色的按钮来提示不同的脚踏开关所对应的功能。下面是具体描述:

We use color code on the knobs to match the functions of the two switches. Here are the details:

1. Drive (红灯) 开关: 打开后 Blend, Presence, Drive 功能起作用。

Drive (red led) switch: the Blend, Presence and Drive knobs are activated when this switch is engaged.

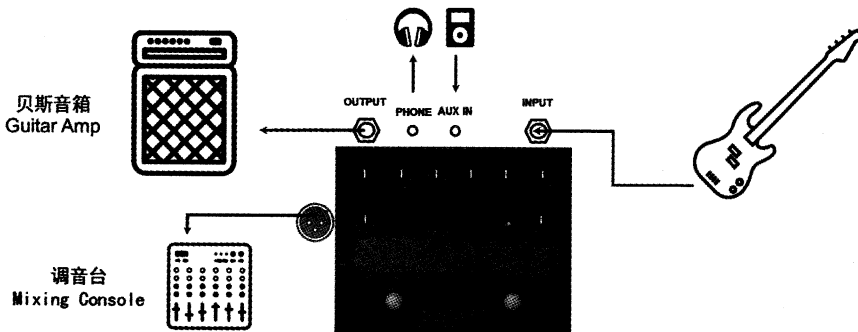
2. On/Off (蓝灯) 开关: 打开后均衡功能起作用。

On/Off (blue led) switch: the EQ function is activated when this switch is engaged.

3. 总音量和 Classic/Center 风格选择功能在通电状态下都一直工作。

The Level knob and the Classic/Center switch work globally regardless of the state of two switches mentioned above.

连接示意图/Connection Diagram:



注意事项/Caution:

1. 为了保证您的听力和音响设备的安全, 连接效果器前请务必让所连接的设备的音量处在关闭的状态, 同时效果器及吉他的音量都打到最小的位置。待连接完成后, 遵循先打开音箱音量, 再打开吉

他音量, 最后打开效果器音量的顺序进行调试。

For the Safety of your hearing and equipment, make sure to turn down the volume of all your

equipment before making any connection. After the connection is complete, follow the order of turning on the volume of the amplifier, then the guitar, and finally the effecter.

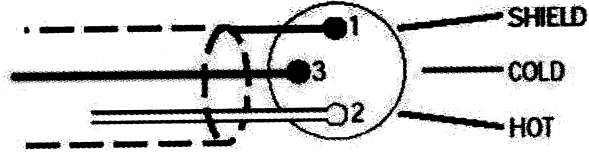
we recommend you start your tonal journey from the 12 o'clock position.

3.如果出现破音现象,请把渐入信号电平适当减小,或者把 LEVEL 按钮适当关小来进行渐入信号和
录音电路的匹配

If undesirable distortion happens, try to use the Level or the Gain knob to match the input
signal with the output signal

4.为了达到正常的使用效果,连接平衡卡家新出口时请使用标准接线的卡家线.

To make the XLR output function properly, use only the XLR cable with the standard wiring
method showed as below.



- Pin 1 = Ground or shield** 接地端 (屏蔽)
- Pin 2 = Positive (+ or hot)** 热端, 信号 +
- Pin 3 = Negative (- or cold)** 冷端, 信号 -

5.此效果器只能使用 1V 内负外正直流电源供电.推荐使用老 G 出品的优质单块电源, 以获得最佳

的使用效果.

Use only 1V DC center-negative power supply. We strongly recommend power adapters from
Gervana for optimum result.

最后, 希望我们的效果器能给您音乐生活带来无限的惊喜和灵感.

Last but not least, we hope our products can be your inspiration in your music life!

祝大家使用愉快!

Enjoy your tone trip!

抚顺菲尔电声科技有限公司

Fushun Acoustic Equipment Engineering Co. Limited

公司地址: 辽宁省抚顺市望花区管口路 12-1 号

Address: Huaguyinghou Street 12-1, Fushun, Liaoning, China.

公司网址: <http://www.gervana.com>

Official Website: <http://www.gervana.com>

联系电话: +86-18641784670

Telephone: +86-18641784670